

Event: Single Rope Speed Sprint		Division: IOT	Gender: Male	Age Group: 12-15			Event ID: 0
Place	Participants	Team	Total	BaseScore	Deductions	Entry #	
1	Haofan Tang	China	102	102	0	4991	
2	Namgyeong Kim	Korea	91	91	0	3078	
3	Len Bruers	Belgium	89	89	0	3073	
4 T	Uk Choi	Korea	88	88	0	3079	
4 T	Ho Yiu Tang	Hong Kong, China	88	88	0	3074	
4 T	Huet Cuthbertson	United States of America	88	88	0	116	
7	ESHAN CHANDRAHAS PUTHRAN	India	87.5	87.5	0	3076	
8	Cole Drumheller	United States of America	83.5	83.5	0	115	
9	Jesse Madden	Australia	70	70	0	3071	
10	NAMAN MANOJ GANGWAL	India	68.5	68.5	0	3077	
11	Siu Hang Fong	Hong Kong, China	64	64	0	3075	
12	Timothy Groves	Australia	53.5	53.5	0	3072	

Event: Single Rope Speed Sprint		Division: IOT	Gender: Male	Age Group: 30+			Event ID: 0
Place	Participants	Team	Total	BaseScore	Deductions	Entry #	
1	Kwun Kit Wong	Hong Kong, China	88	88	0	14	
2	Tshilwane Sonopo	South Africa	87	87	0	16	
3	Brian Sherman	United States of America	74	74	0	18	
4	Samuel Faris	Canada	73	73	0	10	
5	Jose J Irizarry	Puerto Rico	60.5	60.5	0	15	
6	Jianfei Li	China	60	60	0	5008	
7	Murray Norman	Australia	33	33	0	9	
8	Nicholas Aronne	United States of America	32	32	0	17	

Event: Single Rope Speed Sprint		Division: IOT	Gender: Male	Age Group: 16-18 (S)			Event ID: 0
Place	Participants	Team	Total	BaseScore	Deductions	Entry #	
1	Seungmin Seo	Korea	106	106	0	3570	
2 T	Seungheon Han	Korea	101	101	0	3569	

Event: Single Rope Speed Sprint		Division: IOT	Gender: Male	Age Group: 16-18 (S)		Event ID: 0	
Place	Participants	Team	Total	BaseScore	Deductions	Entry #	
2 T	👤 Kaiyu Xie	China	101	101	0	861	
4	👤 Hon Man Chan	Hong Kong, China	99	99	0	3567	
5	👤 Ewoud Maelfeyt	Belgium	98.5	98.5	0	857	
6 T	👤 Wing Lam Cheung	Hong Kong, China	94	94	0	3566	
6 T	👤 Jytse Peeters	Belgium	94	94	0	858	
8	👤 Elijah Foster	United States of America	92	92	0	878	
9	👤 Tshiamo Matlhoane	South Africa	90	90	0	3571	
10	👤 Matthew Turner	Canada	86	86	0	860	
11	👤 John Moses	United States of America	84	84	0	877	
12	👤 Samuel George	Australia	83	83	0	3561	
13 T	👤 Semih Göktepe	Germany	82	82	0	3565	
13 T	👤 Simon Jahn	Germany	82	82	0	3564	
15 T	👤 Alfred Roed Grarup	Denmark	79	79	0	3563	
15 T	👤 Garrett Bruinsma	Canada	79	79	0	859	
17	👤 Thato Mabitso	South Africa	77.5	77.5	0	3572	
18 T	👤 SHENG-BIN聖 賓 WANG王	Chinese Taipei	77	77	0	3562	
18 T	👤 Christian Maskito	Australia	77	77	0	3560	
20	👤 MANAS MAHESH MUNGI	India	76	76	0	3568	
21	👤 Gabriel Nordin	Sweden	73.5	73.5	0	3573	

Single Rope Speed Sprint Verified Results

IJRU 2023 World Championships Results

Event: Single Rope Speed Sprint		Division: IOT	Gender: Male	Age Group: 19+ (S)		Event ID: 0	
Place	Participants	Team	Total	BaseScore	Deductions	Entry #	
1	👤 Xiaolin Cen	China	113	113	0	1004	
2	👤 Chongyang Zhang	China	104	104	0	1005	
3	👤 Jongmin Choi	Korea	102	102	0	3662	
4	👤 Chi Hung Wong	Hong Kong, China	99.5	99.5	0	3660	
5	👤 Pak Hung Cheung	Hong Kong, China	88	88	0	3659	
6 T	👤 Kagiso Phologolo	South Africa	87	87	0	3663	

Event: Single Rope Speed Sprint		Division: IOT	Gender: Male	Age Group: 19+ (S)		Event ID: 0	
Place	Participants	Team	Total	BaseScore	Deductions	Entry #	
6 T	👤 Thomas Norman	Australia	87	87	0	3654	
8	👤 Max Polenske	Germany	85	85	0	3657	
9 T	👤 Haejun Lee	Korea	84.5	84.5	0	3661	
9 T	👤 Jacob Godwin	United States of America	84.5	84.5	0	1015	
11	👤 Marcel Friedl	Austria	82	82	0	3656	
12 T	👤 Ben Cooper	Australia	80.5	80.5	0	3655	
12 T	👤 Tyrel Gibson	Canada	80.5	80.5	0	1002	
14	👤 Porter Ballard	United States of America	77	77	0	1016	
15	👤 George Lam	Canada	76	76	0	1003	
16	👤 Svante Bengtson	Sweden	67	67	0	3664	
17	👤 Jonas Witte	Germany	56.5	56.5	0	3658	

Single Rope Speed Sprint Verified Results

IJR 2023 World Championships Results

Event: Single Rope Speed Sprint		Division: IOT	Gender: Female	Age Group: 12-15		Event ID: 0	
Place	Participants	Team	Total	BaseScore	Deductions	Entry #	
1 T	👤 Jinte Raa	Belgium	94	94	0	3060	
1 T	👤 Gabrielle Mol	Australia	94	94	0	3055	
3	👤 Zihan Zhao	China	93.5	93.5	0	93	
4	👤 Floor Van Acker	Belgium	90	90	0	3059	
5	👤 Naomi Hirsch	United States of America	88	88	0	105	
6	👤 Hiu Lam Chan	Hong Kong, China	85	85	0	3066	
7	👤 Sin Yu Luk	Hong Kong, China	84.5	84.5	0	3065	
8 T	👤 BHUMIKA BHUSHAN NEMADE	India	83	83	0	3069	
8 T	👤 Eliza Kim	United States of America	83	83	0	104	
10 T	👤 Marit Burger	Germany	82	82	0	3064	
10 T	👤 Leni Hallstein	Germany	82	82	0	3063	
12	👤 Rebeka Fónai	Hungary	80	80	0	3067	
13	👤 Charlotte Mikkelson	Australia	79.5	79.5	0	3056	
14	👤 Lilla Nemes	Hungary	77	77	0	3068	
15	👤 Michala Danielsen	Denmark	75	75	0	3062	
16	👤 Hongxiang Chen	China	73.5	73.5	0	92	

Event: Single Rope Speed Sprint		Division: IOT	Gender: Female	Age Group: 12-15		Event ID: 0	
Place	Participants	Team	Total	BaseScore	Deductions	Entry #	
17	Mathilde Andersson	Denmark	69.5	69.5	0	3061	
18	Lexi Killins	Canada	67	67	0	90	
19	Karsyn Coen	Canada	63	63	0	91	
20	Theresa Kranacher	Austria	59	59	0	3058	
21	MARVI SHEETALKUMAR HIRAN	India	53.5	53.5	0	3070	
22	Antonia Steiner	Austria	51.5	51.5	0	3057	

Single Rope Speed Sprint Verified Results

IJRU 2023 World Championships Results

Event: Single Rope Speed Sprint		Division: IOT	Gender: Female	Age Group: 30+		Event ID: 0	
Place	Participants	Team	Total	BaseScore	Deductions	Entry #	
1	Kira Hölscheid	Germany	93	93	0	5	
2	Yuen Yu Cheung	Hong Kong, China	86	86	0	6	
3	Kirstin Morris	Australia	80	80	0	1	
4	Alycia Kibby	United States of America	70	70	0	8	
5	Emma Rowe	Australia	69	69	0	2	
6	Cathy Cunningham	Canada	60	60	0	3	
7	Celina Mount	United States of America	47	47	0	7	

Single Rope Speed Sprint Verified Results

IJRU 2023 World Championships Results






Event: Single Rope Speed Sprint		Division: IOT	Gender: Female	Age Group: 16-18 (S)		Event ID: 0	
Place	Participants	Team	Total	BaseScore	Deductions	Entry #	
1 T	Mirte Schuurmans	Belgium	97	97	0	837	
1 T	Maija Mans	Belgium	97	97	0	836	
3	Iyla King	Australia	96	96	0	3546	
4 T	Panna Podmaniczki	Hungary	93	93	0	3555	
4 T	Virág Bukovszki	Hungary	93	93	0	3554	
4 T	Uen Yan Lee	Hong Kong, China	93	93	0	3553	
4 T	Jacqueline Hunter	Australia	93	93	0	3547	
8 T	Ida Torp Carlsen	Denmark	90.5	90.5	0	3549	

Event: Single Rope Speed Sprint		Division: IOT	Gender: Female	Age Group: 16-18 (S)		Event ID: 0	
Place	Participants	Team	Total	BaseScore	Deductions	Entry #	
8 T	👤 Siqi Ru	China	90.5	90.5	0	840	
10	👤 Luisa Schwind	Germany	90	90	0	3550	
11	👤 Yewon Yu	Korea	89	89	0	3559	
12	👤 Peyton Gendreau	Canada	88.5	88.5	0	838	
13	👤 Dahye Lee	Korea	88	88	0	3558	
14	👤 Helena Schales	Canada	86	86	0	839	
15 T	👤 PADMAKSHI VINAY MOKASHI	India	84	84	0	3557	
15 T	👤 Lillian James	United States of America	84	84	0	854	
17	👤 Hiu Tung Yuen	Hong Kong, China	83	83	0	3552	
18	👤 Mia Emily Koslowski	Germany	82	82	0	3551	
19	👤 SWARALI DEEPAK KUMBHAR	India	81	81	0	3556	
20	👤 Kennedy Morris	United States of America	79	79	0	853	
21	👤 Stine Strandbæk Pedersen	Denmark	72	72	0	3548	

Single Rope Speed Sprint Verified Results

IJRU 2023 World Championships Results

Event: Single Rope Speed Sprint		Division: IOT	Gender: Female	Age Group: 19+ (S)		Event ID: 0	
Place	Participants	Team	Total	BaseScore	Deductions	Entry #	
1	👤 Jihyun Bae	Korea	96	96	0	3651	
2	👤 Makella Hoad	Australia	95	95	0	3641	
3 T	👤 SHIN HANG LO	Hong Kong, China	94	94	0	3648	
3 T	👤 Jasmine Hawkins	Australia	94	94	0	3642	
5	👤 Zoe Grotegut	United States of America	93	93	0	998	
6	👤 Melina Krause	Germany	92	92	0	3647	
7	👤 Vigga Kruse Partsch	Denmark	91	91	0	3644	
8	👤 Lea Thiel	Germany	87.5	87.5	0	3646	
9	👤 Sydney McLennan	Canada	86	86	0	985	
10	👤 Regina Bozsik	Hungary	85.5	85.5	0	3650	
11	👤 Emily Flanders	United States of America	84	84	0	997	
12	👤 Tsz Lam Chan	Hong Kong, China	79.5	79.5	0	3649	

Event: Single Rope Speed Sprint		Division: IOT	Gender: Female	Age Group: 19+ (S)			Event ID: 0
Place	Participants	Team	Total	BaseScore	Deductions	Entry #	
13	 Faith Stewart	Canada	76.5	76.5	0	986	
14	 Emma Vedel Christensen	Denmark	71.5	71.5	0	3645	
15 T	 Kyoungmi Park	Korea	71	71	0	3652	
15 T	 Viktoria Krenn	Austria	71	71	0	3643	
17	 Lena Anna Emmenegger	Switzerland	67.5	67.5	0	3653	

Event: Single Rope Speed Endurance		Division: IOT	Gender: Male	Age Group: 12-15			Event ID: 0
Place	Participants	Team	Total	BaseScore	Deductions	Entry #	
1	👤 Haofan Tang	China	495	495	0	4992	
2	👤 Minseop Kim	Korea	469	469	0	3103	
3	👤 ESHAN CHANDRAHAS PUTHRAN	India	462	462	0	3101	
4	👤 Ho Yiu Tang	Hong Kong, China	431.5	431.5	0	3099	
5	👤 Zach Peckman	United States of America	412	412	0	149	
6	👤 Uk Choi	Korea	409	409	0	3104	
7	👤 NAMAN MANOJ GANGWAL	India	398	398	0	3102	
8	👤 Siu Hang Fong	Hong Kong, China	396	396	0	3100	
9	👤 Len Bruers	Belgium	381.5	381.5	0	3098	
10	👤 Micah Madanick	United States of America	372.5	372.5	0	150	
11	👤 Charlie Higgs	Australia	370	370	0	3096	
12	👤 Malcolm Bruinsma	Canada	339.5	339.5	0	142	
13	👤 Halden Lewis	Australia	323	323	0	3097	

Event: Single Rope Speed Endurance		Division: IOT	Gender: Male	Age Group: 30+			Event ID: 0
Place	Participants	Team	Total	BaseScore	Deductions	Entry #	
1	👤 Kwun Kit Wong	Hong Kong, China	411	411	0	33	
2	👤 Tshilwane Sonopo	South Africa	406	406	0	35	
3	👤 Jose J Irizarry	Puerto Rico	365	365	0	34	
4	👤 Samuel Faris	Canada	345	345	0	29	
5	👤 Brian Sherman	United States of America	340.5	340.5	0	37	
6	👤 Jianfei Li	China	293	293	0	5009	
7	👤 Nicholas Aronne	United States of America	229	229	0	36	
8	👤 Murray Norman	Australia	195.5	195.5	0	28	

Event: Single Rope Speed Endurance		Division: IOT	Gender: Male	Age Group: 16-18 (S)			Event ID: 0
Place	Participants	Team	Total	BaseScore	Deductions	Entry #	
1	👤 Jihun Lee	Korea	502	502	0	3597	

Event: Single Rope Speed Endurance		Division: IOT	Gender: Male	Age Group: 16-18 (S)		Event ID: 0	
Place	Participants	Team	Total	BaseScore	Deductions	Entry #	
2	👤 Wing Lam Cheung	Hong Kong, China	497.5	497.5	0	3594	
3	👤 Seungmin Seo	Korea	491	491	0	3598	
4	👤 Kaiyu Xie	China	483.5	483.5	0	906	
5	👤 Ewoud Maelfeyt	Belgium	477.5	477.5	0	902	
6	👤 Hon Man Chan	Hong Kong, China	441.5	441.5	0	3595	
7	👤 John Moses	United States of America	427.5	427.5	0	921	
8	👤 Jytse Peeters	Belgium	424	424	0	903	
9	👤 Parker Campbell	Canada	419	419	0	904	
10	👤 Semih Göktepe	Germany	418	418	0	3592	
11 T	👤 Tshiamo Matlhoane	South Africa	417	417	0	3599	
11 T	👤 Owen Lucas	Canada	417	417	0	905	
13	👤 MANAS MAHESH MUNGI	India	402	402	0	3596	
14	👤 Thato Mabitso	South Africa	399	399	0	3600	
15	👤 Noah Hirsch	United States of America	397.5	397.5	0	922	
16	👤 Simon Jahn	Germany	392	392	0	3593	
17	👤 Alfred Roed Grarup	Denmark	390	390	0	3591	
18	👤 Gabriel Nordin	Sweden	356	356	0	3601	
19 T	👤 Christian Maskito	Australia	319	319	0	3589	
19 T	👤 Samuel George	Australia	319	319	0	3588	
21	👤 SHENG-BIN聖 賓 WANG王	Chinese Taipei	294	294	0	3590	

Single Rope Speed Endurance Verified Results

IJRU 2023 World Championships Results

Event: Single Rope Speed Endurance		Division: IOT	Gender: Male	Age Group: 19+ (S)		Event ID: 0	
Place	Participants	Team	Total	BaseScore	Deductions	Entry #	
1	👤 Xiaolin Cen	China	542.5	542.5	0	1038	
2	👤 Chongyang Zhang	China	506.5	506.5	0	1039	
3	👤 Jongmin Choi	Korea	488.5	488.5	0	3685	
4	👤 Pak Hung Cheung	Hong Kong, China	472.5	472.5	0	3683	
5	👤 Jiwoo Choi	Korea	470.5	470.5	0	3686	
6	👤 Chi Hung Wong	Hong Kong, China	435.5	435.5	0	3684	

Event: Single Rope Speed Endurance		Division: IOT	Gender: Male	Age Group: 19+ (S)		Event ID: 0	
Place	Participants	Team	Total	BaseScore	Deductions	Entry #	
7	👤 Ben Cooper	Australia	428	428	0	3680	
8	👤 Jacob Godwin	United States of America	425.5	425.5	0	1049	
9	👤 Kagiso Phologolo	South Africa	415	415	0	3687	
10	👤 Thomas Norman	Australia	412	412	0	3679	
11	👤 Porter Ballard	United States of America	401	401	0	1050	
12	👤 Marcel Friedl	Austria	397	397	0	3681	
13	👤 Jonas Witte	Germany	395	395	0	3682	
14	👤 Svante Bengtson	Sweden	367	367	0	3689	
15	👤 Diteko Matlape	South Africa	362.5	362.5	0	3688	
16	👤 George Lam	Canada	359.5	359.5	0	1036	
17	👤 Tyrel Gibson	Canada	322.5	322.5	0	1037	

Single Rope Speed Endurance Verified Results

IJRU 2023 World Championships Results

Event: Single Rope Speed Endurance		Division: IOT	Gender: Female	Age Group: 12-15		Event ID: 0	
Place	Participants	Team	Total	BaseScore	Deductions	Entry #	
1	👤 Zihan Zhao	China	446	446	0	126	
2	👤 Hongxiang Chen	China	445	445	0	125	
3	👤 Jinte Raa	Belgium	436	436	0	3084	
4	👤 Liliana Wojnowska	Hungary	435.5	435.5	0	3092	
5	👤 Floor Van Acker	Belgium	430	430	0	3085	
6	👤 Hiu Lam Chan	Hong Kong, China	425	425	0	3091	
7	👤 Naomi Hirsch	United States of America	421.5	421.5	0	137	
8	👤 Sin Yu Luk	Hong Kong, China	421	421	0	3090	
9	👤 Sena Idil Tamer	Germany	410	410	0	3089	
10	👤 BHUMIKA BHUSHAN NEMADE	India	408	408	0	3094	
11	👤 Presley Hickie	Canada	388	388	0	123	
12	👤 Lucie Haws	United States of America	387.5	387.5	0	138	
13	👤 Ava Huston	Australia	384.5	384.5	0	3080	
14	👤 Gabrielle Mol	Australia	365.5	365.5	0	3081	
15	👤 Mathilde Andersson	Denmark	365	365	0	3086	

Event: Single Rope Speed Endurance		Division: IOT	Gender: Female	Age Group: 12-15		Event ID: 0	
Place	Participants	Team	Total	BaseScore	Deductions	Entry #	
16	Michala Danielsen	Denmark	361	361	0	3087	
17	Rebeka Fónai	Hungary	357.5	357.5	0	3093	
18	MARVI SHEETALKUMAR HIRAN	India	352.5	352.5	0	3095	
19	Emma Searle	Canada	351.5	351.5	0	124	
20	Marlene Grajcar	Germany	344.5	344.5	0	3088	
21	Antonia Steiner	Austria	314	314	0	3082	
22	Theresa Kranacher	Austria	288.5	288.5	0	3083	

Single Rope Speed Endurance Verified Results

IJRU 2023 World Championships Results

Event: Single Rope Speed Endurance		Division: IOT	Gender: Female	Age Group: 30+		Event ID: 0	
Place	Participants	Team	Total	BaseScore	Deductions	Entry #	
1	Kira Hölscheid	Germany	392	392	0	24	
2	Kirstin Morris	Australia	388	388	0	19	
3	Yuen Yu Cheung	Hong Kong, China	377.5	377.5	0	25	
4	Kaitlyn Simpson	Canada	364.5	364.5	0	22	
5	Alycia Kibby	United States of America	354.5	354.5	0	27	
6	Emma Rowe	Australia	323	323	0	20	
7	Cathy Cunningham	Canada	300	300	0	21	
8	Celina Mount	United States of America	237	237	0	26	

Single Rope Speed Endurance Verified Results

IJRU 2023 World Championships Results





Event: Single Rope Speed Endurance		Division: IOT	Gender: Female	Age Group: 16-18 (S)		Event ID: 0	
Place	Participants	Team	Total	BaseScore	Deductions	Entry #	
1	Mirte Schuurmans	Belgium	474.5	474.5	0	882	
2	Maija Mans	Belgium	465	465	0	881	
3	Jacqueline Hunter	Australia	433	433	0	3575	
4	Jordis Hickie	Canada	432	432	0	884	
5	Tabea Paul	Germany	431	431	0	3579	
6	Astrid Riis	Denmark	426	426	0	3576	
7	Iyla King	Australia	419	419	0	3574	
8	Uen Yan Lee	Hong Kong, China	416	416	0	3581	

Event: Single Rope Speed Endurance		Division: IOT	Gender: Female	Age Group: 16-18 (S)		Event ID: 0	
Place	Participants	Team	Total	BaseScore	Deductions	Entry #	
9	Dahye Lee	Korea	415.5	415.5	0	3586	
10	Gréta Sebesy	Hungary	410	410	0	3582	
11	Kennedy Morris	United States of America	404	404	0	898	
12	Hiu Tung Yuen	Hong Kong, China	402	402	0	3580	
13 T	PADMAKSHI VINAY MOKASHI	India	393	393	0	3585	
13 T	SWARALI DEEPAK KUMBHAR	India	393	393	0	3584	
15 T	Linyeong Kim	Korea	390.5	390.5	0	3587	
15 T	Mia Emily Koslowski	Germany	390.5	390.5	0	3578	
17	Siqi Ru	China	387	387	0	885	
18	Nadin Pálincás	Hungary	385	385	0	3583	
19	Helena Schales	Canada	371.5	371.5	0	883	
20	Addie Gilner	United States of America	352	352	0	899	
21	Stine Strandbæk Pedersen	Denmark	308	308	0	3577	

Single Rope Speed Endurance Verified Results

IJRU 2023 World Championships Results

Event: Single Rope Speed Endurance		Division: IOT	Gender: Female	Age Group: 19+ (S)		Event ID: 0	
Place	Participants	Team	Total	BaseScore	Deductions	Entry #	
1	Alexis Collum	Australia	493	493	0	3666	
2	Lea Thiel	Germany	455.5	455.5	0	3670	
3	Virág Bukovszki	Hungary	453	453	0	3675	
4 T	Kyoungmi Park	Korea	446	446	0	3677	
4 T	Cameron Schmidt	United States of America	446	446	0	1032	
6	Sydney Schmidt	United States of America	439.5	439.5	0	1031	
7	Makella Hoad	Australia	439	439	0	3665	
8	Thea Freyvall Jonassen	Denmark	437.5	437.5	0	3668	
9	Jihyun Bae	Korea	435	435	0	3676	
10	Sophia Backhaus	Germany	425	425	0	3671	
11	Tsz Lam Chan	Hong Kong, China	411	411	0	3673	
12	SHIN HANG LO	Hong Kong, China	404.5	404.5	0	3672	

Event: Single Rope Speed Endurance		Division: IOT	Gender: Female	Age Group: 19+ (S)			Event ID: 0
Place	Participants	Team	Total	BaseScore	Deductions	Entry #	
13	 Cecilie Christensen	Denmark	388.5	388.5	0	3669	
14	 Regina Bozsik	Hungary	385	385	0	3674	
15	 Lena Anna Emmenegger	Switzerland	369.5	369.5	0	3678	
16	 Viktoria Krenn	Austria	305	305	0	3667	

Event: Single Rope Triple Unders		Division: IOT	Gender: Male	Age Group: 30+		Event ID: 0	
Place	Participants	Team	Total	BaseScore	Deductions	Entry #	
1	Kwun Kit Wong	Hong Kong, China	103	103	0	3043	
2	Brian Sherman	United States of America	37	37	0	58	
3	Samuel Faris	Canada	31	31	0	51	
4	Jose J Irizarry	Puerto Rico	30	30	0	3044	
5	Tshilwane Sonopo	South Africa	28	28	0	57	

Event: Single Rope Triple Unders		Division: IOT	Gender: Male	Age Group: 16-18 (S)		Event ID: 0	
Place	Participants	Team	Total	BaseScore	Deductions	Entry #	
1	Seungmin Seo	Korea	174	174	0	3613	
2	MANAS MAHESH MUNGI	India	132	132	0	3612	
3	Owen Lucas	Canada	127	127	0	936	
4 T	Elijah Foster	United States of America	107	107	0	944	
4 T	Samuel Kliever	Canada	107	107	0	937	
6	Semih Göktepe	Germany	53	53	0	3611	
7	Tshiamo Matlhoane	South Africa	42	42	0	3614	
8	Gabriel Nordin	Sweden	16	16	0	3615	
9	Christian Maskito	Australia	6	6	0	3610	

Event: Single Rope Triple Unders		Division: IOT	Gender: Male	Age Group: 19+ (S)		Event ID: 0	
Place	Participants	Team	Total	BaseScore	Deductions	Entry #	
1	sungjun Lee	Korea	207	207	0	3703	
2	Everett Graham	Canada	180	180	0	1063	
3	Minyoung Lee	Korea	164	164	0	3702	
4	Rowan Reef	Canada	145	145	0	1064	
5	Pak Hung Cheung	Hong Kong, China	119	119	0	3700	
6	Connor Kraska	United States of America	107	107	0	1074	
7	Kagiso Phologolo	South Africa	100	100	0	3704	
8	Chi Hung Wong	Hong Kong, China	95	95	0	3701	

Event: Single Rope Triple Unders		Division: IOT	Gender: Male	Age Group: 19+ (S)		Event ID: 0	
Place	Participants	Team	Total	BaseScore	Deductions	Entry #	
9 T	👤 Thomas Norman	Australia	71	71	0	3698	
9 T	👤 Connor Parker	United States of America	71	71	0	1075	
11	👤 Robin Krauß	Germany	40	40	0	3699	
12	👤 Svante Bengtson	Sweden	21.5	21.5	0	3705	

Single Rope Triple Unders Verified Results

IJRU 2023 World Championships Results

Event: Single Rope Triple Unders		Division: IOT	Gender: Female	Age Group: 30+		Event ID: 0	
		Cross-Rank from:	Single Rope Triple Unders / IOT / Male / 30+ (5 scored entries)				
Place	Participants	Team	Total	BaseScore	Deductions	Entry #	
6	👤 Yuen Yu Cheung	Hong Kong, China	23	23	0	3042	

Single Rope Triple Unders Verified Results






IJRU 2023 World Championships Results

Event: Single Rope Triple Unders		Division: IOT	Gender: Female	Age Group: 16-18 (S)		Event ID: 0	
Place	Participants	Team	Total	BaseScore	Deductions	Entry #	
1	👤 Sydney Nicholls	Canada	172	172	0	925	
2	👤 Jordis Hickie	Canada	139	139	0	926	
3	👤 Sophia Berry	United States of America	138	138	0	934	
4	👤 Jana Reiber	Germany	122	122	0	3605	
5	👤 Liora Lovins	United States of America	102	102	0	933	
6	👤 YOGITA HARSHAD SAMANT	India	55	55	0	3607	
7	👤 Jordan Smith	Australia	41	41	0	3603	
8	👤 Anabelle Julias	Australia	30	30	0	3602	
9	👤 Yewon Yu	Korea	25	25	0	3609	
10	👤 Sarah Bizer	Germany	22	22	0	3604	
11	👤 Linyeong Kim	Korea	18	18	0	3608	

Single Rope Triple Unders Verified Results

IJRU 2023 World Championships Results

Event: Single Rope Triple Unders		Division: IOT	Gender: Female	Age Group: 19+ (S)		Event ID: 0	
Place	Participants	Team	Total	BaseScore	Deductions	Entry #	
1	👤 Friderika Fónai	Hungary	136	136	0	3697	
2	👤 Erika Ebersole	United States of America	104	104	0	1061	
3	👤 Jessica Poon	Australia	95	95	0	3690	
4	👤 SHIN HANG LO	Hong Kong, China	81	81	0	3694	

Event: Single Rope Triple Unders		Division: IOT	Gender: Female	Age Group: 19+ (S)			Event ID: 0
Place	Participants	Team	Total	BaseScore	Deductions	Entry #	
5 T	 Rebekah Norman	Australia	72	72	0	3691	
5 T	 Jeanette Meek	United States of America	72	72	0	1060	
7	 Eve Genovese	Canada	70	70	0	1053	
8	 Lea Thiel	Germany	47	47	0	3692	
9	 Maike Preuß	Germany	44	44	0	3693	

Event: Single Rope Speed Relay		Division: IOT		Gender: Mixed	Age Group: 12-15		Event ID: 0	
Place	Participants			Team	Total	BaseScore	Deductions	Entry #
1	<p>ESHAN</p> <p>CHANDRAHAS</p> <p>PUTHRAN</p> <p>BHUMIKA</p> <p>BHUSHAN</p> <p>NEMADE</p>	<p>NIYATI PANKAJ</p> <p>CHHORIYA</p>	<p>NAMAN</p> <p>MANOJ</p> <p>GANGWAL</p>	India	345	345	0	3145
2	<p>Sterre Van Den Steen</p> <p>Emma Vandervorst</p>	<p>Roos Van den Wijngaert</p>	<p>Roos Vandervelden</p>	Belgium	336	336	0	3143
3	<p>Mattis Amerijckx</p> <p>Elise Verbesselt</p>	<p>Illian Van Remoortel</p>	<p>Farah Van Teghem</p>	Belgium	327	327	0	3144
4	<p>Georgia Dawson</p>	<p>Timothy Groves</p> <p>Wing Tsz Vangie Lam</p>	<p>Freya Huston</p>	Australia	300	300	0	3141
5	<p>Ethan Cheng</p> <p>Elaine Smith</p>	<p>Ayla Dwight</p>	<p>Jasmine Johnson</p>	Australia	280.5	280.5	0	3142
6	<p>Zachary Brach</p>	<p>Huet Cuthbertson</p>	<p>Camille Sinnott</p> <p>Ada Trimyer</p>	United States of America	277.5	277.5	0	204
7	<p>Rosalie Adair</p> <p>Zach Peckman</p>	<p>Sadie Fry</p>	<p>Bree Hall</p>	United States of America	268	268	0	203

Event: Single Rope Speed Relay		Division: IOT		Gender: Mixed	Age Group: 16-18 (allow 12+)		Event ID: 0	
Place	Participants			Team	Total	BaseScore	Deductions	Entry #
1	<p>Tin Chung</p> <p>Edward Ng</p>	<p>Cheuk Yiu Sin</p> <p>Pak Ming Yip</p>	<p>Tsz Wai Wong</p>	Hong Kong, China	356.5	356.5	0	3278
2	<p>Kwok Tung Huang</p>	<p>Ka Wai HUANG</p> <p>Hoi Ching Tse</p>	<p>Uen Yan Lee</p>	Hong Kong, China	350	350	0	3277
3	<p>Yaro Detrez</p> <p>Lisa Vermeylen</p>	<p>Hanna Van Es</p>	<p>Lena Vermeylen</p>	Belgium	349	349	0	3276
4	<p>Aurelia De Koster</p> <p>Nand Vercruysse</p>	<p>Ruben Dubruel</p>	<p>Anna Van Waeyenberge</p>	Belgium	347	347	0	3275

Event: Single Rope Speed Relay		Division: IOT		Gender: Mixed		Age Group: 16-18 (allow 12+)		Event ID: 0	
Place	Participants	Team		Total	BaseScore	Deductions	Entry #		
5	👤 Jonas Asher	👤 Mariel Lopez Casanello	👤 Dana Peich 👤 Sophie Vanberg	United States of America	308	308	0	387	
6	👤 Elijah Foster 👤 Flora Nimkoff	👤 Taylor Fox	👤 Liora Lovins	United States of America	301	301	0	386	
7	👤 SWARALI DEEPAK KUMBHAR	👤 RAJUL ANUP LUNKAD 👤 PADMAKSHI VINAY MOKASHI	👤 MANAS MAHESH MUNGI	India	298	298	0	3279	
8	👤 Grace Bucklar 👤 Riley Winstanley	👤 Samuel George	👤 Luisa Inkson	Australia	280	280	0	3274	
9	👤 Presley Hickie	👤 Bethany Holloway	👤 Samuel Kliever 👤 Finn Tolley	Canada	233.5	233.5	0	382	

Single Rope Speed Relay Verified Results

IJRU 2023 World Championships Results

Event: Single Rope Speed Relay		Division: IOT		Gender: Mixed		Age Group: 30+		Event ID: 0	
		Cross-Rank from:		Single Rope Speed Relay / IOT / Male / 30+ (1 scored entries)					
Place	Participants	Team		Total	BaseScore	Deductions	Entry #		
2	👤 Bryan Jones 👤 Cynthia Meurling	👤 Nancy Jones	👤 Sara Leonard	United States of America	176	176	0	61	

Single Rope Speed Relay Verified Results

IJRU 2023 World Championships Results

Event: Single Rope Speed Relay		Division: IOT		Gender: Mixed		Age Group: 19+		Event ID: 0	
Place	Participants	Team		Total	BaseScore	Deductions	Entry #		
1	👤 Hiu Lam Lee 👤 Tsz Ying Wong	👤 Hoi Tung Tam	👤 Chun Hei Tsang	Hong Kong, China	357	357	0	3416	
2	👤 Ki Fu Chung 👤 Hiu Tung Liu	👤 Hon Yeung Lai	👤 Hok Nga Lam	Hong Kong, China	349	349	0	3417	
3	👤 Christian Maskito 👤 Thomas Norman	👤 Serena Maskito	👤 Rebekah Norman	Australia	311.5	311.5	0	3415	
4	👤 Madeline Cheu 👤 Roger Palmenberg	👤 Levi Gordon	👤 Karah Mayer	United States of America	310	310	0	616	
5	👤 Makenzie Adams	👤 Hanna Janes 👤 Jacob Nussey	👤 Delia Miles	Canada	307	307	0	611	

Event: Single Rope Speed Relay		Division: IOT		Gender: Mixed	Age Group: 19+	Event ID: 0		
Place	Participants			Team	Total	BaseScore	Deductions	Entry #
6	Alycia Kibby Lindsey Sneij	Connor Parker	Sierra Sargent	United States of America	285	285	0	615
7	Sophie Bodnar Emmeline McLean	George Lam	Valerie Lehar	Canada	224.5	224.5	0	612

Single Rope Speed Relay Verified Results

IJRU 2023 World Championships Results

Event: Single Rope Speed Relay		Division: IOT		Gender: Male	Age Group: 12-15	Event ID: 0		
		Cross-Rank from:		Single Rope Speed Relay / IOT / Mixed / 12-15 (7 scored entries)				
Place	Participants			Team	Total	BaseScore	Deductions	Entry #
7	Nikhil Antes Ethan Yao	Brendan Fisher	Owen Willing	United States of America	269	269	0	197
9	Henry Higgs Nick Whitney	Halden Lewis	William Roddick	Australia	237.5	237.5	0	3140

Single Rope Speed Relay Verified Results

IJRU 2023 World Championships Results

Event: Single Rope Speed Relay		Division: IOT		Gender: Male	Age Group: 16-18 (allow 12+)	Event ID: 0		
		Cross-Rank from:		Single Rope Speed Relay / IOT / Mixed / 16-18 (allow 12+) (9 scored entries)				
Place	Participants			Team	Total	BaseScore	Deductions	Entry #
1	Qingyuan Chen Ching Yau Yuen	Chi Hin Mak	Ho Hin Tam	Hong Kong, China	364	364	0	3272
3	Chun Yin Chen	Tsun Hei Edgar Ho	Chak Man Liu Hoi Chun Liu	Hong Kong, China	355	355	0	3273

Single Rope Speed Relay Verified Results

IJRU 2023 World Championships Results

Event: Single Rope Speed Relay		Division: IOT		Gender: Male	Age Group: 30+	Event ID: 0		
		Cross-Rank from:		Single Rope Speed Relay / IOT / Mixed / 30+ (1 scored entries)				
Place	Participants			Team	Total	BaseScore	Deductions	Entry #
1	Cheuk Man Ko Wai Ching Yip	Pak Ki Ng	Sze Yu Wong	Hong Kong, China	338	338	0	3045

Single Rope Speed Relay Verified Results

IJRU 2023 World Championships Results

Event: Single Rope Speed Relay		Division: IOT		Gender: Male	Age Group: 19+	Event ID: 0		
Place	Participants			Team	Total	BaseScore	Deductions	Entry #
1	Xiaolin Cen Chongyang Zhang	Haofan Tang	Kaiyu Xie	China	424	424	0	605

Event: Single Rope Speed Relay			Division: IOT	Gender: Male	Age Group: 19+	Event ID: 0		
Place	Participants			Team	Total	BaseScore	Deductions	Entry #
2	👤 Hon Man Chan	👤 Wing Lam Cheung	👤 Tin Yau Wong 👤 Owen Chin Tai Yan	Hong Kong, China	397	397	0	3412
3	👤 Chi Wing Chris Kan	👤 Kin Wang Lee 👤 Yue Wang Wong	👤 Chi Hung Wong	Hong Kong, China	364	364	0	3413
4	👤 Thato Mabitso 👤 Kagiso Phologolo	👤 Diteko Matlape	👤 Tshiamo Matlhoane	South Africa	329	329	0	3414
5	👤 Timmy Ambrose 👤 Zach deBeauclair	👤 Austin Claar	👤 Liam Dean	United States of America	225.5	225.5	0	609

Single Rope Speed Relay Verified Results

IJRU 2023 World Championships Results

Event: Single Rope Speed Relay			Division: IOT	Gender: Female	Age Group: 12-15	Event ID: 0		
Place	Participants			Team	Total	BaseScore	Deductions	Entry #
1	👤 Szonja Anna Kádár 👤 Liliana Wojnowska	👤 Fanni Réka Kováts	👤 Zsófia Zsuzsanna Mihálik	Hungary	350.5	350.5	0	3138
2	👤 Tessa Bloemendaal	👤 Lana Claes 👤 Marie Tulkens	👤 Maryth Peeters	Belgium	343.5	343.5	0	3132
3	👤 Jente Boelaert 👤 Moon Goeminne	👤 Louise Caryn	👤 Ine Claus	Belgium	339	339	0	3133
4	👤 Lara Kaló 👤 Boglárka Prokaj	👤 Sára Dorka Magyar	👤 Zselyke Gréta Mester	Hungary	325.5	325.5	0	3137
5	👤 Karla Agersten Hansen	👤 Freja Gustafson 👤 Anna Witt Mortensen	👤 Marie Mikkelsen	Denmark	305	305	0	3135
6	👤 Michala Danielsen 👤 Alfa Slumstrup	👤 Alba Espitia- Bønning	👤 Karla Lodberg- Jakobsen	Denmark	304.5	304.5	0	3134
7 T	👤 Elina Collum 👤 Paige Tate	👤 Lily Crank	👤 Farrah McGarrity	Australia	299	299	0	3131

Event: Single Rope Speed Relay		Division: IOT		Gender: Female	Age Group: 12-15		Event ID: 0	
Place	Participants			Team	Total	BaseScore	Deductions	Entry #
7 T	👤 Olivia Crank 👤 Ava Robson	👤 Amy Duddridge	👤 Ava Huston	Australia	299	299	0	3130
9	👤 MARVI SHEETALKUMAR HIRAN	👤 ANKITA KIRAN MAHAJAN 👤 MANASVI NITIN PATIL	👤 TANVI LALIT NEMADE	India	287.5	287.5	0	3139
10	👤 Chloe Daw 👤 Laney Wall	👤 Reagan Gross	👤 Isabella Ouimet	United States of America	282	282	0	195
11	👤 Darby Calhoun 👤 Lily Plotnick	👤 Alyssa Davis	👤 Phoebe Mackay	United States of America	270.5	270.5	0	194
12	👤 Tsz Ying Cheung	👤 Hang Yi Ho 👤 Tze Ying Wu	👤 Hei Tung Ng	Hong Kong, China	267	267	0	3136

Single Rope Speed Relay Verified Results

IJRU 2023 World Championships Results

Event: Single Rope Speed Relay		Division: IOT		Gender: Female	Age Group: 16-18 (allow 12+)		Event ID: 0	
Place	Participants			Team	Total	BaseScore	Deductions	Entry #
1	👤 Chuqi Chen	👤 Hongxiang Chen	👤 Siqi Ru 👤 Shuting Zeng	China	363	363	0	367
2	👤 Kitti Andorfi-Kovács	👤 Virág Bukovszki 👤 Panna Podmaniczki	👤 Anna Csermák	Hungary	361.5	361.5	0	3271
3	👤 Marthe Claeys 👤 Fiebe Wullepit	👤 Febe Crommelinck	👤 Elise Mommerency	Belgium	354	354	0	3263
4	👤 Tess Burm 👤 Febe Schepens	👤 Fleur Eeckman	👤 Hanne Saey	Belgium	350	350	0	3264
5	👤 Helen Levy 👤 Zoe Stephens	👤 Aarohi Mehta	👤 Saya Miyazawa	United States of America	316	316	0	375
6	👤 Tsz Ching Ip 👤 Tsz Ying Wong	👤 Yu Tung Lai	👤 Hiu Lam Shum	Hong Kong, China	315.5	315.5	0	3269
7	👤 Anjileen Downey	👤 Yvette Hoyne 👤 Bella Rigby	👤 Laura Madden	Australia	309	309	0	3262
8	👤 Felicia Kustner 👤 Eliza Sejdiu	👤 Luisa Paul	👤 Elina Sejdiu	Germany	307	307	0	3268
9	👤 Abbey George	👤 Bethany Lakeman	👤 Alyse Plint 👤 Breeanna Townsend	Australia	305	305	0	3261

Event: Single Rope Speed Relay		Division: IOT		Gender: Female		Age Group: 16-18 (allow 12+)		Event ID: 0	
Place	Participants	Team		Total	BaseScore	Deductions	Entry #		
10	Allie Eberhard Mary Ellis Merritt Yara Sinnott Ellie Zerden	United States of America		304.5	304.5	0	376		
11	Fong Yu Lam Jacey Yue Wai Ka Tsang Lena Härtel Melissa Warmut	CHEUK LUEN CHERRY WOO		Hong Kong, China	302	302	0	3270	
12	Lysanne Junker Nika Methner Ida Bach Meldal Ellen Knudsen Cecilie Langseth Astrid Riis	Germany		300	300	0	3267		
13	Kille Fyhn Emilie Anna Hansen Katrine Ellegaard Emilie Hess	Denmark		287.5	287.5	0	3265		
15	Brooklyn Hautzinger Natasha Olson Abigail Hein Alexandra Olson	Canada		249.5	249.5	0	366		

Single Rope Speed Relay [Verified Results](#)

IJRU 2023 World Championships Results

Event: Single Rope Speed Relay		Division: IOT		Gender: Female		Age Group: 30+		Event ID: 0	
Place	Participants	Team		Total	BaseScore	Deductions	Entry #		

Single Rope Speed Relay [Verified Results](#)

IJRU 2023 World Championships Results

Event: Single Rope Speed Relay		Division: IOT		Gender: Female		Age Group: 19+		Event ID: 0	
Place	Participants	Team		Total	BaseScore	Deductions	Entry #		
1	Man Yan Chung Man Wai Wan Ellie Leong	SHIN HANG LO		Hong Kong, China	341	341	0	3410	
2	Aenne Bannasch Viviane Simon Enja Kubitschke	Annika Reinhardt		Germany	338.5	338.5	0	3409	
3	Tsz Lam Chan Tsz Ching Yuen Tsz Shan Cheung	Lok Ching Wong		Hong Kong, China	333.5	333.5	0	3411	
4	Anja Byskov Ida Torp Carlsen Cecilie Christensen	Stine Strandbæk Pedersen		Denmark	327.5	327.5	0	3407	

Event: Single Rope Speed Relay		Division: IOT		Gender: Female	Age Group: 19+	Event ID: 0		
Place	Participants			Team	Total	BaseScore	Deductions	Entry #
5	👤 Ashley "Renee" Ellis 👤 Charlotte McIlwain	👤 Anna Grove	👤 Alexandra McGregor	United States of America	323	323	0	603
6	👤 Raphaela Horsch	👤 Sophie Kusiek 👤 Anna Xander	👤 Annika Scherer	Germany	311	311	0	3408
7	👤 Heidi Hodgens 👤 Jordan Smith	👤 Emma Jackson	👤 Kirstin Morris	Australia	310	310	0	3405
8	👤 Kate Green 👤 Brooke Pierson	👤 Haylee Hutchings	👤 Madison McMurray	United States of America	303.5	303.5	0	604
9	👤 Eve Genovese 👤 Leah Neufeld	👤 Kaeli Killins	👤 Lexi Killins	Canada	266	266	0	597
10	👤 Ruby Joswig 👤 Jessica Stewart	👤 Lyric McDougall	👤 Emma Rowe	Australia	261	261	0	3406

Event: Single Rope Double Unders Relay		Division: IOT	Gender: Mixed	Age Group: 12-15		Event ID: 0	
Place	Participants	Team	Total	BaseScore	Deductions	Entry #	
1	ESHAN CHANDRAHAS PUTHRAN	BHUMIKA BHUSHAN NEMADE	India	175	175	0	5053
2	NIYATI PANKAJ CHHORIYA	NAMAN MANOJ GANGWAL	India	154.5	154.5	0	3163
3	Grace Wang	Ethan Yao	United States of America	149	149	0	229
4	Xiyue Jiang	Guochen Lyu	China	142	142	0	4997
5	Bree Hall	Zach Peckman	United States of America	141	141	0	230
6	Sterre Van Den Steen	Roos Vandervelden	Belgium	138	138	0	3161
7	Nette Hiel	Illian Van Remoortel	Belgium	136	136	0	3162

Event: Single Rope Double Unders Relay		Division: IOT	Gender: Mixed	Age Group: 16-18 (allow 12+)		Event ID: 0	
Place	Participants	Team	Total	BaseScore	Deductions	Entry #	
1	Aurelia De Koster	Ruben Dubruel	Belgium	177.5	177.5	0	3295
2	Cheuk Yiu Sin	Pak Ming Yip	Hong Kong, China	164	164	0	3298
3	MANAS MAHESH MUNGI	YOGITA HARSHAD SAMANT	India	163	163	0	3299
4	Yaro Detrez	Lisa Vermeulen	Belgium	160	160	0	3296
5	Micah Madanick	Dana Peich	United States of America	158.5	158.5	0	418
6	Ethan Justin	Jennifer Kirkland	Canada	156.5	156.5	0	413
7	Delia Miles	Jacob Nussey	Canada	156	156	0	412
8	Ho Yiu Tang	Hoi Ching Tse	Hong Kong, China	152	152	0	3297
9	Christian Maskito	Serena Maskito	Australia	147	147	0	3294
10	Benton Borie	Alexandra McGregor	United States of America	138	138	0	417

Event: Single Rope Double Unders Relay			Division: IOT	Gender: Mixed	Age Group: 30+	Event ID: 0	
			Cross-Rank from:	Single Rope Double Unders Relay / IOT / Male / 30+ (2 scored entries)			
Place	Participants	Team	Total	BaseScore	Deductions	Entry #	
1	Luke Boon Kirstin Morris	Australia	170.5	170.5	0	3048	
3	Celina Mount Brian Sherman	United States of America	128.5	128.5	0	68	

Single Rope Double Unders Relay Verified Results

IJRU 2023 World Championships Results

Event: Single Rope Double Unders Relay			Division: IOT	Gender: Mixed	Age Group: 19+	Event ID: 0	
Place	Participants	Team	Total	BaseScore	Deductions	Entry #	
1	Hon Yeung Lai Hiu Tung Liu	Hong Kong, China	173.5	173.5	0	3431	
2	Minyoung Lee Kyoungmi Park	Korea	170	170	0	3433	
3	Hiu Lam Lee Chun Hei Tsang	Hong Kong, China	166	166	0	3430	
4 T	Svante Bengtson Thea Weinitz	Sweden	158	158	0	3434	
4 T	Jacob Godwin Anna Grove	United States of America	158	158	0	643	
6	Karah Mayer Roger Palmenberg	United States of America	154	154	0	644	
7	Bomi Kim Seungmin Seo	Korea	152.5	152.5	0	3432	
8	Halle Borden Rowan Reef	Canada	142.5	142.5	0	636	
9	Rebekah Norman Thomas Norman	Australia	133.5	133.5	0	3429	
10	Addison Kwong Abby Rorison	Canada	126.5	126.5	0	637	

Single Rope Double Unders Relay Verified Results

IJRU 2023 World Championships Results

Event: Single Rope Double Unders Relay			Division: IOT	Gender: Male	Age Group: 12-15	Event ID: 0	
Place	Participants	Team	Total	BaseScore	Deductions	Entry #	
1	Nikhil Antes Brandon Bertoni	United States of America	150	150	0	224	
2	Brendan Fisher Owen Willing	United States of America	142.5	142.5	0	225	
3	Ethan Cheng Jesse Madden	Australia	132.5	132.5	0	3159	
4	Henry Higgs William Roddick	Australia	124.5	124.5	0	3160	
5	Hukehuai Tian Yanqi Zeng	China	118	118	0	4996	

Single Rope Double Unders Relay Verified Results

IJRU 2023 World Championships Results

Event: Single Rope Double Unders Relay			Division: IOT	Gender: Male	Age Group: 16-18 (allow 12+)	Event ID: 0	
Place	Participants	Team	Total	BaseScore	Deductions	Entry #	
1	Haofan Tang Kaiyu Xie	China	187	187	0	5003	
2	Ting Hei Ng Ching Yau Yuen	Hong Kong, China	176	176	0	3292	
3	Chun Yin Chen Hoi Chun Liu	Hong Kong, China	165.5	165.5	0	3293	
4	Adam Kochanek Mason Meek	United States of America	155	155	0	407	
5	Justin Koch Alex McManuels	United States of America	137	137	0	408	

Event: Single Rope Double Unders Relay		Division: IOT	Gender: Male	Age Group: 30+	Event ID: 0		
		Cross-Rank from:	Single Rope Double Unders Relay / IOT / Mixed / 30+ (2 scored entries)				
Place	Participants	Team	Total	BaseScore	Deductions	Entry #	
2	Pak Ki Ng Wai Ching Yip	Hong Kong, China	158	158	0	3047	
4	Murray Norman Todd Rigby	Australia	25	35	10	3046	

Event: Single Rope Double Unders Relay		Division: IOT	Gender: Male	Age Group: 19+	Event ID: 0		
Place	Participants	Team	Total	BaseScore	Deductions	Entry #	
1	Tin Yau Wong Owen Chin Tai Yan	Hong Kong, China	183	183	0	3425	
2	Xiaolin Cen Chongyang Zhang	China	181	181	0	628	
3	Kin Wang Lee Yue Wang Wong	Hong Kong, China	172.5	172.5	0	3426	
4	Jinuk Jung Hyowon Park	Korea	166	166	0	3428	
5	Hyeonbeom Heo Chanje Park	Korea	156	156	0	3427	
6	Connor Parker Sam Scott	United States of America	143	143	0	633	
7	Timmy Ambrose Zach deBeauclair	United States of America	127.5	127.5	0	634	

Event: Single Rope Double Unders Relay		Division: IOT	Gender: Female	Age Group: 12-15	Event ID: 0		
Place	Participants	Team	Total	BaseScore	Deductions	Entry #	
1	Louise Caryn Ine Claus	Belgium	170	170	0	3149	
2	Fanni Réka Kováts Liliana Wojnowska	Hungary	166.5	166.5	0	3156	
3	Sára Dorka Magyar Zselyke Gréta Mester	Hungary	161	161	0	3155	
4	Olivia Crank Holly Rhind	Australia	160	160	0	3146	
5	Liva Bondesen Ida Buttenschøn	Denmark	153.5	153.5	0	3151	
6	Anna Ehlers Kiara Lemmermann	Germany	153	153	0	3152	
7	RAJUL ANUP LUNKAD TANVI LALIT NEMADE	India	152	152	0	3157	
8	ANKITA KIRAN MAHAJAN MANASVI NITIN PATIL	India	151	151	0	3158	

Event: Single Rope Double Unders Relay			Division: IOT	Gender: Female	Age Group: 12-15		Event ID: 0
Place	Participants	Team	Total	BaseScore	Deductions	Entry #	
9	Tessa Bloemendaal Lana Claes	Belgium	150.5	150.5	0	3148	
10	Molly Caldwell-Kepner Nadia Karapuda	United States of America	149	149	0	221	
11	Charlotte Mikkelson Zoe Mitchell	Australia	147.5	147.5	0	3147	
12	Tsz Ying Cheung Hei Tung Ng	Hong Kong, China	147	147	0	3154	
13	Tami Methner Julia Weber	Germany	140.5	140.5	0	3153	
14	Helen Hein Makenna Kropinske	Canada	139	139	0	210	
15	Freja Gustafson Marie Mikkelsen	Denmark	136	136	0	3150	
16	Emily Anderson Jasmine Wright	United States of America	132.5	132.5	0	220	
17	Quinn Gyger Desi Ledger	Canada	117.5	117.5	0	209	

Single Rope Double Unders Relay Verified Results

IJRU 2023 World Championships Results

Event: Single Rope Double Unders Relay			Division: IOT	Gender: Female	Age Group: 16-18 (allow 12+)		Event ID: 0
Place	Participants	Team	Total	BaseScore	Deductions	Entry #	
1	Lilly Kumpf Tabea Paul	Germany	176	176	0	3286	
2	Assya Abdi Hussein Fiebe Wullepit	Belgium	167	167	0	3282	
3	Hongxiang Chen Shuting Zeng	China	164	164	0	394	
4	Fleur Eeckman Febe Schepens	Belgium	163	163	0	3283	
5 T	CHEUK LUEN CHERRY WOO Jacey Yue	Hong Kong, China	162	162	0	3289	
5 T	Addie Gilner Elena Oh	United States of America	162	162	0	404	
7	Linyeong Kim Yewon Yu	Korea	161	161	0	3291	
8	Cassandra Baldwin Isla Gleeson	United States of America	160	160	0	403	
9	Luna Sophie Kosic Jana Reiber	Germany	155	155	0	3287	
10	Jordan Smith Breeanna Townsend	Australia	154	154	0	3280	
11	Freja Kragbæk Thon Marie Madsen	Denmark	151	151	0	3284	
12	Yu Tung Lai Hiu Lam Shum	Hong Kong, China	149	149	0	3288	
13	Sophie Dumont Sydney Stevens	Canada	145.5	145.5	0	392	

Event: Single Rope Double Unders Relay		Division: IOT	Gender: Female	Age Group: 16-18 (allow 12+)	Event ID: 0		
Place	Participants	Team	Total	BaseScore	Deductions	Entry #	
14	👤 Emilie Anna Hansen	👤 Emilie Hess Denmark	145	145	0	3285	
15	👤 SWARALI DEEPAK KUMBHAR	👤 MARVI SHEETALKUMAR HIRAN India	139.5	139.5	0	3290	
16	👤 Heidi Hodgens	👤 Luisa Inkson Australia	137	137	0	3281	
17	👤 Valerie Lehar	👤 Emmeline McLean Canada	116	116	0	393	

Single Rope Double Unders Relay Verified Results

IJR 2023 World Championships Results

Event: Single Rope Double Unders Relay		Division: IOT	Gender: Female	Age Group: 30+	Event ID: 0		
		Cross-Rank from:	Single Rope Double Unders Relay / IOT / Male / 30+ (2 scored entries)				
		Cross-Rank from:	Single Rope Double Unders Relay / IOT / Mixed / 30+ (2 scored entries)				
Place	Participants	Team	Total	BaseScore	Deductions	Entry #	
3	👤 Alycia Kibby	👤 Lindsey Sneij United States of America	151.5	151.5	0	63	
5	👤 Sara Leonard	👤 Cynthia Meurling United States of America	55	55	0	62	

Single Rope Double Unders Relay Verified Results

IJR 2023 World Championships Results

Event: Single Rope Double Unders Relay		Division: IOT	Gender: Female	Age Group: 19+	Event ID: 0		
Place	Participants	Team	Total	BaseScore	Deductions	Entry #	
1	👤 Alexis Collum	👤 Makella Hoad Australia	170.5	170.5	0	3419	
2	👤 Emma Jackson	👤 Naomi Tucker Australia	163	163	0	3418	
3	👤 Amelie Jüttner	👤 Janine Liss Germany	161.5	161.5	0	3422	
4	👤 Kate Green	👤 Madison McMurray United States of America	161	161	0	627	
5 T	👤 Tsz Shan Cheung	👤 Tsz Ching Yuen Hong Kong, China	159	159	0	3424	
5 T	👤 Clea Brummitt	👤 Reagan Symonds Canada	159	159	0	620	
7	👤 Kacie Costello	👤 Jeanette Meek United States of America	145	145	0	626	
8	👤 Ellie Leong	👤 Lok Ting Sze Hong Kong, China	141	141	0	3423	
9	👤 Kira Hölscheid	👤 Johanna Kleinert Germany	134.5	134.5	0	3421	
10	👤 Meghan McGill	👤 Jocelyn Simon Canada	132	132	0	619	
11	👤 Stine Strandbæk Pedersen	👤 Ida Torp Carlsen Denmark	107	107	0	3420	

Event: Double Dutch Speed Relay		Division: IOT		Gender: Mixed	Age Group: 12-15			Event ID: 0
Place	Participants			Team	Total	BaseScore	Deductions	Entry #
1	Mattis Amerijckx Elise Verbesselt	Jitske Hosselaer	Illian Van Remoortel	Belgium	307	307	0	3175
2	Anna De Rooster Emma Vandervorst	Sterre Van Den Steen	Roos Vandervelden	Belgium	253	253	0	3174
3	ESHAN CHANDRAHAS PUTHRAN TANVI LALIT NEMADE	ANKITA KIRAN MAHAJAN	BHUMIKA BHUSHAN NEMADE	India	220	220	0	3176
4	Brandon Bertoni	Molly Caldwell-Kepner	Nadia Karapuda Lia Schiff	United States of America	201.5	201.5	0	247
5	Madison Bowler Elaine Smith	Timothy Groves	Halden Lewis	Australia	191.5	191.5	0	3173
6	Zachary Brach	Huet Cuthbertson	Camille Sinnott Ada Trimyer	United States of America	174	174	0	248
7	Charlie Higgs William Roddick	Henry Higgs	Isabella Roddick	Australia	172	172	0	3172

Event: Double Dutch Speed Relay		Division: IOT		Gender: Mixed	Age Group: 16-18 (allow 12+)			Event ID: 0
Place	Participants			Team	Total	BaseScore	Deductions	Entry #
1	Kwok Tung Huang	Uen Yan Lee Ho Yiu Tang	Yat Tung Ng	Hong Kong, China	343	343	0	3314
2	Pak Hei Chan Pak Ming Yip	Choi Kiu Eunice Lau	Tin Chung Edward Ng	Hong Kong, China	331	341	10	3315
3	Nathan Dhondt Lisa Vermeylen	Hanna Van Es	Lena Vermeylen	Belgium	290.5	290.5	0	3313
4	Aurelia De Koster Nand Vercruysse	Fien Dehaene	Anna Van Waeyenberge	Belgium	253.5	253.5	0	3312

Event: Double Dutch Speed Relay		Division: IOT		Gender: Mixed		Age Group: 16-18 (allow 12+)		Event ID: 0	
Place	Participants	Team		Total	BaseScore	Deductions	Entry #		
5	SWARALI DEEPAK KUMBHAR	NAMAN MANOJ GANGWAL	MANAS MAHESH MUNGI PADMAKSHI VINAY MOKASHI	India	226	226	0	3316	
6 T	Adam Kochanek Claire Scott	Phoebe Mackay	Alex McManuels	United States of America	216	216	0	442	
6 T	Benton Borie	Meredith Gaillard	Emma Holmes Charlotte McIlwain	United States of America	216	216	0	441	
8	Jesse Madden Bella Rigby	Laura Madden	Serena Maskito	Australia	190	190	0	3311	

Double Dutch Speed Relay [Verified Results](#)

JRU 2023 World Championships Results

Event: Double Dutch Speed Relay		Division: IOT		Gender: Mixed		Age Group: 30+		Event ID: 0	
		Cross-Rank from:		Double Dutch Speed Relay / IOT / Male / 30+ (1 scored entries)					
Place	Participants	Team		Total	BaseScore	Deductions	Entry #		
2 T	Bryan Jones Cynthia Meurling	Nancy Jones	Sara Leonard	United States of America	132	132	0	72	
2 T	Nicholas Aronne Brian Sherman	Celina Mount	Marci Oliver	United States of America	132	132	0	71	

Double Dutch Speed Relay [Verified Results](#)

JRU 2023 World Championships Results

Event: Double Dutch Speed Relay		Division: IOT		Gender: Mixed		Age Group: 19+		Event ID: 0	
Place	Participants	Team		Total	BaseScore	Deductions	Entry #		
1	Ki Fu Chung Hiu Tung Liu	Hon Yeung Lai	Hok Nga Lam	Hong Kong, China	313.5	313.5	0	3445	
2	Chun Yiu Ho Chun Hei Tsang	Hiu Lam Lee	Hoi Tung Tam	Hong Kong, China	290	290	0	3444	
3	Jacob Amster Jeanette Meek	Kacie Costello	Connor Kraska	United States of America	271.5	271.5	0	662	
4	Austin Claar	Zach deBeauclair	Emma Dolecki Lindsay Tucker	United States of America	269	269	0	663	
5	Halle Borden	Garrett Bruinsma	Kelly Fersovich Clara Ingbrigston	Canada	197	197	0	658	
6	Addison Kwong Katelyn Starr	Rowan Reef	Abby Rorison	Canada	161.5	161.5	0	659	

Event: Double Dutch Speed Relay		Division: IOT	Gender: Male	Age Group: 12-15	Event ID: 0		
Place	Participants	Team	Total	BaseScore	Deductions	Entry #	

Event: Double Dutch Speed Relay		Division: IOT	Gender: Male	Age Group: 16-18 (allow 12+)	Event ID: 0		
		Cross-Rank from:	Double Dutch Speed Relay / IOT / Mixed / 16-18 (allow 12+) (8 scored entries)				
Place	Participants	Team	Total	BaseScore	Deductions	Entry #	
1	Chi Hin Mak Ching Yau Yuen	Ting Hei Ng Ho Hin Tam Hong Kong, China	384.5	384.5	0	3309	
6	Ming Yip Che Hoi Chun Liu	Chun Yin Chen Tsun Hei Edgar Ho Hong Kong, China	252.5	252.5	0	3310	

Event: Double Dutch Speed Relay		Division: IOT	Gender: Male	Age Group: 30+	Event ID: 0		
		Cross-Rank from:	Double Dutch Speed Relay / IOT / Mixed / 30+ (2 scored entries)				
Place	Participants	Team	Total	BaseScore	Deductions	Entry #	
1	Cheuk Man Ko Wai Ching Yip	Chi Shing Tsoi Sze Yu Wong Hong Kong, China	332.5	332.5	0	3049	

Event: Double Dutch Speed Relay		Division: IOT	Gender: Male	Age Group: 19+	Event ID: 0		
Place	Participants	Team	Total	BaseScore	Deductions	Entry #	
1	Xiaolin Cen Chongyang Zhang	Haofan Tang Kaiyu Xie China	450	450	0	654	
2	Chi Wing Chris Kan	Chi Kin Ng Tsz Lok Wong Hong Kong, China	394.5	394.5	0	3442	
3	Hon Man Chan	Wing Lam Cheung Tin Yau Wong Owen Chin Tai Yan Hong Kong, China	377	377	0	3441	
4	Thato Mabitso Kagiso Phologolo	Diteko Matlape Tshiamo Matlhoane South Africa	212	212	0	3443	

Event: Double Dutch Speed Relay			Division: IOT	Gender: Female	Age Group: 12-15	Event ID: 0	
Place	Participants	Team	Total	BaseScore	Deductions	Entry #	
1	Louise Caryn Ine Claus Fleur Schelstraete	Moon Goeminne Belgium	294.5	294.5	0	3167	
2	Tessa Bloemendaal Ella Peeters Marie Tulkens	Maryth Peeters Belgium	267.5	267.5	0	3166	
3	Lara Kaló Boglárka Prokaj	Sára Dorka Magyar Zselyke Gréta Mester Hungary	258.5	258.5	0	3171	
4	Szonja Anna Kádár Liliana Wojnowska	Fanni Réka Kováts Zsófia Zsuzsanna Mihálik Hungary	237.5	237.5	0	3170	
5	Matisse Blot	Georgia Dawson Lana Kendall Wing Tsz Vangie Lam Australia	220	220	0	3165	
6	Elina Collum Annie Myburgh	Lily Crank Olivia Crank Australia	210	210	0	3164	
7	Tsz Ying Cheung	Hang Yi Ho Tze Ying Wu Ho Yee Poon Hong Kong, China	198.5	198.5	0	3169	
8	Mila Patel	Emily Henderling Eleanor Miles Madeleine Petersen United States of America	195	195	0	240	
9	Rosalie Adair Hailey Nonaka	Sadie Fry Jayna Heinecke United States of America	194.5	194.5	0	241	
10	Alba Espitia-Bønning Alfa Slumstrup	Caroline Littau Karla Lodberg-Jakobsen Denmark	183.5	183.5	0	3168	
11	Claire Gyger Desi Ledger	Quinn Gyger Sarayah Killins Canada	163.5	163.5	0	235	

Double Dutch Speed Relay Verified Results

IJRU 2023 World Championships Results

Event: Double Dutch Speed Relay			Division: IOT	Gender: Female	Age Group: 16-18 (allow 12+)	Event ID: 0	
Place	Participants	Team	Total	BaseScore	Deductions	Entry #	
1	Chuqi Chen Hongxiang Chen	Siqi Ru Shuting Zeng China	372	372	0	425	

Event: Double Dutch Speed Relay		Division: IOT		Gender: Female		Age Group: 16-18 (allow 12+)		Event ID: 0	
Place	Participants	Team		Total	BaseScore	Deductions	Entry #		
2	Marthe Claeys Fiebe Wullepit	Anouk Coulier	Febe Crommelinck	Belgium	312	312	0	3302	
3	Tess Burm Linde Schuurmans	Fleur Eeckman	Febe Schepens	Belgium	298.5	298.5	0	3303	
4	Fong Yu Lam Jacey Yue	Miu Yan Mok	Wai Ka Tsang	Hong Kong, China	295.5	295.5	0	3308	
5	Frances Gaillard Audrey Scott	Lorelei Jones	Alexandra McGregor	United States of America	283	283	0	431	
6	Willow Golds Kate Tang	Kaitlyn Liu	Ellie Rogan	United States of America	254	254	0	432	
7	Enya Fuß Eliza Sejdiu	Felicia Kustner	Elina Sejdiu	Germany	243.5	243.5	0	3305	
8	Paige Baker Genny Slavin	Hannah Miller	Sydney Nicholls	Canada	233	233	0	423	
9	Ida Bach Meldal Selma Nielsen	Ellen Knudsen	Cecilie Langseth	Denmark	220	220	0	3304	
10	Heidi Hodgens	Jacqueline Hunter	Luisa Inkson Jordan Smith	Australia	219.5	219.5	0	3300	
11	Paige Lucas Taryn Wiens	Emmeline McLean	Samantha Thornton	Canada	202.5	202.5	0	424	
12	Yan Yue Cheryl Choy	Tsz Ching Ip Tsz Ying Wong	Yu Tung Lai	Hong Kong, China	200	200	0	3307	
13	Lea Friedrich Tabea Paul	Lilli Hallstein	Lilly Kumpf	Germany	181	181	0	3306	
14	Abbey George Roma Lewis	Tamsin Groves	Ruby Joswig	Australia	177.5	177.5	0	3301	

Double Dutch Speed Relay [Verified Results](#)

IJRU 2023 World Championships Results

Event: Double Dutch Speed Relay		Division: IOT		Gender: Female		Age Group: 30+		Event ID: 0	
Place	Participants	Team		Total	BaseScore	Deductions	Entry #		

Double Dutch Speed Relay [Verified Results](#)

IJRU 2023 World Championships Results

Event: Double Dutch Speed Relay			Division: IOT	Gender: Female	Age Group: 19+	Event ID: 0		
Place	Participants			Team	Total	BaseScore	Deductions	Entry #
1	👤 Tsz Lam Chan	👤 Hei Ching Lai	👤 Lok Ching Wong	Hong Kong, China	327	327	0	3440
	👤 Tsz Ching Yuen							
2	👤 Man Yan Chung	👤 SHIN HANG LO	👤 Ka Ying So	Hong Kong, China	325.5	325.5	0	3439
	👤 Man Wai Wan							
3	👤 Kate Green	👤 Haylee Hutchings	👤 Brooke Pierson 👤 Kylie Trull	United States of America	268	268	0	653
4	👤 Sally June Krumb	👤 Alina Opelt	👤 Jacqueline Wilok	Germany	250	250	0	3438
	👤 Viviane Wilok							
5	👤 Emilie Loft	👤 Julia Rasmussen	👤 Maja Raun 👤 Laura Sif Wichmann	Denmark	211	211	0	3436
6	👤 Raphaela Horsch	👤 Sophie Kusiek 👤 Anna Xander	👤 Annika Scherer	Germany	209	209	0	3437
7	👤 Mady Allen	👤 Jade Atkinson	👤 Grace Carson	United States of America	183	183	0	652
	👤 Caroline Hagen							
8	👤 Eve Genovese	👤 Kaeli Killins	👤 Lily Maxwell	Canada	169.5	169.5	0	646
	👤 Leah Neufeld							
9	👤 Olivia Hall	👤 Morgan Jones	👤 Alyse Plint	Australia	136.5	136.5	0	3435
	👤 Jessica Stewart							

Event: Double Dutch Speed Sprint		Division: IOT		Gender: Mixed	Age Group: 12-15		Event ID: 0	
Place	Participants			Team	Total	BaseScore	Deductions	Entry #
1 T	👤 NIYATI PANKAJ CHHORIYA	👤 NAMAN MANOJ GANGWAL	👤 RAJUL ANUP LUNKAD	India	128	128	0	3192
1 T	👤 Anna De Rooster	👤 Sterre Van Den Steen	👤 Roos Van den Wijngaert	Belgium	128	128	0	3190
3	👤 Jitske Hosselaer	👤 Illian Van Remoortel	👤 Elise Verbesselt	Belgium	110.5	110.5	0	3191
4	👤 Charlie Higgs	👤 Isabella Roddick	👤 William Roddick	Australia	102	102	0	3188
5	👤 Madison Bowler	👤 Timothy Groves	👤 Elaine Smith	Australia	63	63	0	3189
6	👤 Nikhil Antes	👤 Darby Calhoun	👤 Lily Plotnick	United States of America	56.5	56.5	0	268

Event: Double Dutch Speed Sprint		Division: IOT		Gender: Mixed	Age Group: 16-18 (allow 12+)		Event ID: 0	
Place	Participants			Team	Total	BaseScore	Deductions	Entry #
1	👤 Nathan Dhondt	👤 Hanna Van Es	👤 Lena Vermeylen	Belgium	178	178	0	3333
2	👤 Austin Claar	👤 Emma Dolecki	👤 Ellie Rogan	United States of America	173	173	0	472
3	👤 Kwok Tung Huang	👤 Uen Yan Lee	👤 Yat Tung Ng	Hong Kong, China	166.5	166.5	0	3334
4	👤 Ethan Justin	👤 Jennifer Kirkland	👤 Ashley Rheault	Canada	165.5	165.5	0	467
5	👤 Ryan Rogers	👤 Kate Tang	👤 Dylan Wang	United States of America	155	155	0	471
6	👤 ESHAN CHANDRAHAS PUTHRAN	👤 SWARALI DEEPAK KUMBHAR	👤 MANAS MAHESH MUNGI	India	154	154	0	3336
7	👤 Pak Hei Chan	👤 Tin Chung Edward Ng	👤 Cheuk Yiu Sin	Hong Kong, China	153	153	0	3335
8	👤 Piper Bourne	👤 Parker Campbell	👤 Owen Lucas	Canada	138.5	138.5	0	466
9	👤 Abbey George	👤 Samuel George	👤 Ruby Joswig	Australia	132	132	0	3331
10	👤 Milo De Smet	👤 Fien Dehaene	👤 Anna Van Waeyenberge	Belgium	85	85	0	3332

Event: Double Dutch Speed Sprint				Division: IOT	Gender: Mixed	Age Group: 30+	Event ID: 0	
				Cross-Rank from:	Double Dutch Speed Sprint / IOT / Female / 30+ (1 scored entries)			
				Cross-Rank from:	Double Dutch Speed Sprint / IOT / Male / 30+ (1 scored entries)			
Place	Participants			Team	Total	BaseScore	Deductions	Entry #
3	Celina Mount	Jeremy Oliver	Marci Oliver	United States of America	52	52	0	76

Double Dutch Speed Sprint Verified Results

IJRU 2023 World Championships Results

Event: Double Dutch Speed Sprint				Division: IOT	Gender: Mixed	Age Group: 19+	Event ID: 0	
Place	Participants			Team	Total	BaseScore	Deductions	Entry #
1	Ki Fu Chung	Hok Nga Lam	Hiu Tung Liu	Hong Kong, China	194.5	194.5	0	3459
2	Liam Dean	Zach deBeauclair	Lindsay Tucker	United States of America	156	156	0	685
3	Pik Man Carman Choi	Chun Yiu Ho	Tsz Ying Wong	Hong Kong, China	152.5	152.5	0	3458
4	Hyeonbeom Heo	Eunseo Jo	Hyowon Park	Korea	148.5	148.5	0	3460
5	Garrett Bruinsma	Kelly Fersovich	Clara Ingbrigston	Canada	114	114	0	680
6	Tia Bellaire	Peyton Gendreau	Reed Hewitt	Canada	105.5	105.5	0	681
7	Connor Parker	Sierra Sargent	Lindsey Sneij	United States of America	100	100	0	686
8	Jesse Madden	Thomas Norman	Bella Rigby	Australia	89.5	89.5	0	3457

Double Dutch Speed Sprint Verified Results

IJRU 2023 World Championships Results

Event: Double Dutch Speed Sprint				Division: IOT	Gender: Male	Age Group: 12-15	Event ID: 0	
Place	Participants			Team	Total	BaseScore	Deductions	Entry #

Double Dutch Speed Sprint Verified Results

IJRU 2023 World Championships Results

Event: Double Dutch Speed Sprint				Division: IOT	Gender: Male	Age Group: 16-18 (allow 12+)	Event ID: 0	
				Cross-Rank from:	Double Dutch Speed Sprint / IOT / Mixed / 16-18 (allow 12+) (10 scored entries)			
Place	Participants			Team	Total	BaseScore	Deductions	Entry #
1	Chi Hin Mak	Ting Hei Ng	Ho Hin Tam	Hong Kong, China	227	227	0	3329
2	Tsun Hei Edgar Ho	Chak Man Liu	Hoi Chun Liu	Hong Kong, China	207.5	207.5	0	3330
12	Justin Koch	Logan Maldonado	Dylan Workman	United States of America	118.5	118.5	0	462

Double Dutch Speed Sprint Verified Results

IJRU 2023 World Championships Results

Event: Double Dutch Speed Sprint				Division: IOT	Gender: Male	Age Group: 30+	Event ID: 0	
				Cross-Rank from:	Double Dutch Speed Sprint / IOT / Female / 30+ (1 scored entries)			
				Cross-Rank from:	Double Dutch Speed Sprint / IOT / Mixed / 30+ (1 scored entries)			
Place	Participants			Team	Total	BaseScore	Deductions	Entry #
1	Cheuk Man Ko	Chi Shing Tsoi	Wai Ching Yip	Hong Kong, China	166.5	166.5	0	3050

Double Dutch Speed Sprint Verified Results

IJRU 2023 World Championships Results

Event: Double Dutch Speed Sprint				Division: IOT	Gender: Male	Age Group: 19+	Event ID: 0	
Place	Participants			Team	Total	BaseScore	Deductions	Entry #
1	Xiaolin Cen	Kaiyu Xie	Chongyang Zhang	China	230	230	0	675
2	Chi Wing Chris Kan	Kin Wang Lee	Chi Kin Ng	Hong Kong, China	195	195	0	3455
3	Hon Man Chan	Ho Yin Leong	Sung Chit WONG	Hong Kong, China	154	154	0	3454
4	Diteko Matlape	Tshiamo Matlhoane	Kagiso Phologolo	South Africa	116	116	0	3456

Double Dutch Speed Sprint Verified Results

IJRU 2023 World Championships Results

Event: Double Dutch Speed Sprint				Division: IOT	Gender: Female	Age Group: 12-15	Event ID: 0	
Place	Participants			Team	Total	BaseScore	Deductions	Entry #
1	Zaida Cuthbertson	Stella Ruvo	Cora Sayed	United States of America	185	185	0	261
2	Fanni Réka Kováts	Zsófia Zsuzsanna Mihálik	Liliana Wojnowska	Hungary	179	179	0	3185
3	Louise Caryn	Moon Goeminne	Fleur Schelstraete	Belgium	175	175	0	3180
4 T	Lara Kaló	Sára Dorka Magyar	Boglárka Prokaj	Hungary	173	173	0	3186
4 T	Tessa Bloemendaal	Maryth Peeters	Marie Tulkens	Belgium	173	173	0	3179
6	Caroline Littau	Karla Lodberg-Jakobsen	Alfa Slumstrup	Denmark	168	168	0	3181
7	Lily Crank	Olivia Crank	Annie Myburgh	Australia	161	161	0	3177
8	Alexis Dias	Lexi Killins	Sarayah Killins	Canada	131	131	0	253
9	Mathilde Andersson	Sara Poulsen	Jasmina Skaarup	Denmark	129	129	0	3182
10	Lina Möller	Theresa Pätzmann	Sena Idil Tamer	Germany	120	120	0	3183

Event: Double Dutch Speed Sprint				Division: IOT	Gender: Female	Age Group: 12-15	Event ID: 0	
Place	Participants			Team	Total	BaseScore	Deductions	Entry #
11 T	ANKITA KIRAN MAHAJAN	BHUMIKA BHUSHAN NEMADE	TANVI LALIT NEMADE	India	115	115	0	3187
11 T	Chloe Daw	Reagan Gross	Isabella Ouimet	United States of America	115	115	0	262
13	Hang Yi Ho	Hiu Wai Lai	Tze Ying Wu	Hong Kong, China	104	104	0	3184
14	Ayla Dwight	Farrah McGarrity	Ava Robson	Australia	82.5	82.5	0	3178

Double Dutch Speed Sprint Verified Results

IJRU 2023 World Championships Results

Event: Double Dutch Speed Sprint				Division: IOT	Gender: Female	Age Group: 16-18 (allow 12+)	Event ID: 0	
Place	Participants			Team	Total	BaseScore	Deductions	Entry #
1 T	Ida Bach Meldal	Ellen Knudsen	Selma Nielsen	Denmark	187	187	0	3321
1 T	Fleur Eeckman	Hanne Saey	Febe Schepens	Belgium	187	187	0	3320
3	Heidi Hodgens	Jacqueline Hunter	Luisa Inkson	Australia	163	163	0	3317
4	Katrine Ellegaard	Emilie Anna Hansen	Emilie Hess	Denmark	160	160	0	3322
5	Chuqi Chen	Hongxiang Chen	Siqi Ru	China	156.5	156.5	0	449
6 T	Nadin Pálincás	Panna Podmaniczki	Gréta Sebesy	Hungary	156	156	0	3327
6 T	Hannah Miller	Sydney Nicholls	Genny Slavin	Canada	156	156	0	447
8	Yan Yue Cheryl Choy	Hiu Lam Shum	Tsz Ying Wong	Hong Kong, China	151	151	0	3325
9	Meredith Gaillard	Kennedy Morris	Runako Vereen	United States of America	150.5	150.5	0	458
10	Anouk Coulier	Febe Crommelinck	Fiebe Wullepit	Belgium	139	139	0	3319
11	Elodie Blot	Phoebe Bruhn	Violet Nichols	Australia	134	134	0	3318
12	Mary Ellis Merritt	Laurel Ruvo	Yara Sinnott	United States of America	120.5	120.5	0	459
13	Fong Yu Lam	Wai Ka Tsang	Jacey Yue	Hong Kong, China	109	109	0	3326
14	Sophie Bodnar	Samantha Thornton	Taryn Wiens	Canada	106	106	0	448
15	MANASVI NITIN PATIL	YOGITA HARSHAD SAMANT	PADMAKSHI VINAY MOKASHI	India	103	103	0	3328

Event: Double Dutch Speed Sprint		Division: IOT		Gender: Female		Age Group: 16-18 (allow 12+)		Event ID: 0	
Place	Participants			Team	Total	BaseScore	Deductions	Entry #	
16	Diana Brauer	Christina Valentina Khramtsov	Emilia Messerschmidt	Germany	102	102	0	3324	
17	Lea Friedrich	Lilli Hallstein	Tabea Paul	Germany	94	94	0	3323	

Double Dutch Speed Sprint Verified Results

IJRU 2023 World Championships Results

Event: Double Dutch Speed Sprint		Division: IOT		Gender: Female		Age Group: 30+		Event ID: 0	
		Cross-Rank from:		Double Dutch Speed Sprint / IOT / Male / 30+ (1 scored entries)					
		Cross-Rank from:		Double Dutch Speed Sprint / IOT / Mixed / 30+ (1 scored entries)					
Place	Participants			Team	Total	BaseScore	Deductions	Entry #	
2	Nancy Jones	Sara Leonard	Cynthia Meurling	United States of America	100	100	0	73	

Double Dutch Speed Sprint Verified Results

IJRU 2023 World Championships Results

Event: Double Dutch Speed Sprint		Division: IOT		Gender: Female		Age Group: 19+		Event ID: 0	
Place	Participants			Team	Total	BaseScore	Deductions	Entry #	
1	SHIN HANG LO	Lok Ting Sze	Man Wai Wan	Hong Kong, China	208.5	208.5	0	3451	
2	Holly Copeland	Lillian James	Ariana Mason	United States of America	181.5	181.5	0	674	
3	Hei Ching Lai	Lok Ching Wong	Tsz Ching Yuen	Hong Kong, China	167	167	0	3452	
4	Sally June Krumb	Jacqueline Wilok	Viviane Wilok	Germany	162	162	0	3450	
5	Julia Bösl	Kira Hölscheid	Johanna Kleinert	Germany	151.5	151.5	0	3449	
6	Bethany Lakeman	Alyse Plint	Jessica Stewart	Australia	142.5	142.5	0	3446	
7	Katelyn Atkinson	Emily Flanders	Hailey Harris	United States of America	137	137	0	673	
8	Julia Rasmussen	Maja Raun	Laura Sif Wichmann	Denmark	133	133	0	3448	
9 T	Friderika Fónai	Rebeka Fónai	Emília Szabó	Hungary	127	127	0	3453	
9 T	Grace Bucklar	Wing Tsz Vangie Lam	Ella Winstanley	Australia	127	127	0	3447	
11	Sophie Dumont	Meghan McGill	Sydney Stevens	Canada	102	102	0	666	

Event: Single Rope Pair Freestyle			Division: IOT	Gender: Mixed	Age Group: 12-15			Event ID: 0	
Place	Participants	Team	Total	Diff (D)	Pres (P)	Miss (M)	Req EI (Q)	Entry #	
1	Sterre Van Den Steen Emma Vandervorst	Belgium	11.71	16.48	-15%	-12%	-5%	3207	
2	Xiyue Jiang Guochen Lyu	China	11.33	13.71	-13%	-5%	+0%	4999	
3	Mattis Amerijckx Jitske Hosselaer	Belgium	9.53	12	-10%	-10%	-2%	3208	
4	Luci Beattie Markus Foster	United States of America	6.82	6.57	+18%	-12%	+0%	290	
5	Cole Drumheller Naomi Hirsch	United States of America	6.14	7.94	-17%	-5%	-2%	291	
6	Charlie Higgs Isabella Roddick	Australia	5.73	8.27	-19%	-10%	-5%	3206	
7	ESHAN CHANDRAHAS PUTHRAN TANVI LALIT NEMADE	India	3.76	6.57	-33%	-10%	-5%	3209	

Event: Single Rope Pair Freestyle			Division: IOT	Gender: Mixed	Age Group: 16-18 (allow 12+)			Event ID: 0	
Place	Participants	Team	Total	Diff (D)	Pres (P)	Miss (M)	Req EI (Q)	Entry #	
1	Abbey George Samuel George	Australia	16.76	13.93	+32%	-7%	-2%	3351	
2	Nathan Dhondt Lisa Vermeylen	Belgium	15.11	15.06	+14%	-12%	+0%	3353	
3	Ruben Dubruel Anna Van Waeyenberge	Belgium	12.81	15.86	+0%	-15%	-5%	3352	
4	Uen Yan Lee Ho Yiu Tang	Hong Kong, China	11.54	17.05	-25%	-5%	-5%	3354	
5	Elijah Foster Taylor Fox	United States of America	10.48	12.36	-7%	-7%	-2%	504	
6	Tin Chung Edward Ng Cheuk Yiu Sin	Hong Kong, China	7.67	13.98	-33%	-12%	-7%	3355	
7	Ethan Justin Aislyn Marquis	Canada	6.17	6.42	-2%	-2%	+0%	498	
8	Benton Borie Meredith Gaillard	United States of America	6.05	8.59	-12%	-20%	+0%	503	
9	Shyla Justin Lachlan Marquis	Canada	3.95	5.83	-16%	-15%	-5%	499	

Event: Single Rope Pair Freestyle			Division: IOT	Gender: Mixed	Age Group: 16-18 (allow 12+)			Event ID: 0	
Place	Participants	Team	Total	Diff (D)	Pres (P)	Miss (M)	Req EI (Q)	Entry #	
10	NAMAN MANOJ GANGWAL	YOGITA HARSHAD SAMANT India	2.59	5.46	-42%	-12%	-7%	3356	

Single Rope Pair Freestyle [Verified Results](#)

IJRU 2023 World Championships Results

Event: Single Rope Pair Freestyle			Division: IOT	Gender: Mixed	Age Group: 30+			Event ID: 0	
Place	Participants	Team	Total	Diff (D)	Pres (P)	Miss (M)	Req EI (Q)	Entry #	

Single Rope Pair Freestyle [Verified Results](#)

IJRU 2023 World Championships Results

Event: Single Rope Pair Freestyle			Division: IOT	Gender: Mixed	Age Group: 19+			Event ID: 0	
Place	Participants	Team	Total	Diff (D)	Pres (P)	Miss (M)	Req EI (Q)	Entry #	
1	Hoi Tung Tam	Chun Hei Tsang Hong Kong, China	14.07	16.1	-9%	-2%	-2%	3475	
2	Zoe Grotegut	Noah Hirsch United States of America	9.67	9.77	+1%	-2%	+0%	716	
3	Svante Bengtson	Thea Weinitz Sweden	8.91	11.21	-7%	-10%	-5%	3477	
4	Reed Hewitt	Emma Teskey Canada	8.87	9.43	+23%	-15%	-10%	711	
5	Christian Maskito	Rebekah Norman Australia	8.19	9.5	+0%	-12%	-2%	3474	
6	Hon Yeung Lai	Tsz Ting Tsang Hong Kong, China	7.8	14.07	-30%	-12%	-10%	3476	
7	Zach deBeauclair	Emma Dolecki United States of America	6.21	7.82	-5%	-12%	-5%	715	
8	Halle Borden	Rowan Reef Canada	4.14	6.3	-17%	-12%	-10%	710	

Single Rope Pair Freestyle [Verified Results](#)

IJRU 2023 World Championships Results

Event: Single Rope Pair Freestyle			Division: IOT	Gender: Male	Age Group: 12-15			Event ID: 0	
Place	Participants	Team	Total	Diff (D)	Pres (P)	Miss (M)	Req EI (Q)	Entry #	
1	Hukehuai Tian	Yanqi Zeng China	9.32	16.42	-39%	-7%	+0%	4998	
2	Ethan Cheng	Jesse Madden Australia	2.41	5.8	-47%	-20%	-2%	3205	

Event: Single Rope Pair Freestyle			Division: IOT	Gender: Male	Age Group: 12-15			Event ID: 0	
Place	Participants	Team	Total	Diff (D)	Pres (P)	Miss (M)	Req EI (Q)	Entry #	
3	Timothy Groves Halden Lewis	Australia	1.12	3.73	-62%	-17%	-5%	3204	

Single Rope Pair Freestyle [Verified Results](#)

IJRU 2023 World Championships Results

Event: Single Rope Pair Freestyle			Division: IOT	Gender: Male	Age Group: 16-18 (allow 12+)			Event ID: 0	
Place	Participants	Team	Total	Diff (D)	Pres (P)	Miss (M)	Req EI (Q)	Entry #	
1	Ho Hin Tam Ching Yau Yuen	Hong Kong, China	32.81	25.91	+36%	-5%	-2%	3348	
2	Seungheon Han Jihun Lee	Korea	19.47	20.52	+10%	-12%	-2%	3350	
3	Preston Ballard Patric Birrer	United States of America	18.63	15.72	+30%	-7%	-2%	494	
4	Tsun Hei Edgar Ho Hoi Chun Liu	Hong Kong, China	7.62	16.51	-32%	-27%	-7%	3349	
5	Ryan Rogers Dylan Wang	United States of America	5.89	9.76	-13%	-27%	-5%	493	
6	Cameron Helm Matthew Turner	Canada	4.06	5.46	-6%	-12%	-10%	489	

Single Rope Pair Freestyle [Verified Results](#)

IJRU 2023 World Championships Results

Event: Single Rope Pair Freestyle			Division: IOT	Gender: Male	Age Group: 30+			Event ID: 0	
Place	Participants	Team	Total	Diff (D)	Pres (P)	Miss (M)	Req EI (Q)	Entry #	

Single Rope Pair Freestyle [Verified Results](#)

IJRU 2023 World Championships Results

Event: Single Rope Pair Freestyle			Division: IOT	Gender: Male	Age Group: 19+			Event ID: 0	
Place	Participants	Team	Total	Diff (D)	Pres (P)	Miss (M)	Req EI (Q)	Entry #	
1	Xiaolin Cen Chongyang Zhang	China	21.52	24.71	+1%	-12%	-2%	701	
2	Kin Wang Lee Chi Kin Ng	Hong Kong, China	19.36	24.31	+1%	-17%	-5%	3471	
3	Hwarang Lee Minyoung Lee	Korea	17.48	17.57	+19%	-12%	-5%	3473	
4	Chanje Park Hyowon Park	Korea	12.28	12.08	+22%	-15%	-2%	3472	
5	Wing Lam Cheung Owen Chin Tai Yan	Hong Kong, China	12.05	19.99	-19%	-20%	-7%	3470	

Event: Single Rope Pair Freestyle			Division: IOT	Gender: Male	Age Group: 19+			Event ID: 0	
Place	Participants	Team	Total	Diff (D)	Pres (P)	Miss (M)	Req EI (Q)	Entry #	
6	Jiawei Chen Kaiyu Xie	China	11.26	19.78	-34%	-12%	-2%	702	
7	Pak Ki Ng Chi Shing Tsoi	Hong Kong, China	11.14	10.56	+22%	-7%	-7%	3051	
8	Foster Sariscak Sam Scott	United States of America	8.69	9.94	+5%	-15%	-2%	708	
9	Justin Koch Ajani Robinson	United States of America	5.06	9.72	-26%	-20%	-12%	707	

Single Rope Pair Freestyle Verified Results

IJRU 2023 World Championships Results

Event: Single Rope Pair Freestyle			Division: IOT	Gender: Female	Age Group: 12-15			Event ID: 0	
Place	Participants	Team	Total	Diff (D)	Pres (P)	Miss (M)	Req EI (Q)	Entry #	
1	Maryth Peeters Marie Tulkens	Belgium	17.39	17.62	+6%	-5%	-2%	3195	
2	Louise Caryn Fleur Schelstraete	Belgium	12.98	16.32	-10%	-7%	-5%	3196	
3	Elodie Blot Violet Nichols	Australia	9.92	10.32	+9%	-10%	-2%	3193	
4	Elina Collum Olivia Crank	Australia	9.41	9.36	+14%	-10%	-2%	3194	
5	Emily Anderson Kaitlyn Wisniewski	United States of America	9.01	8.73	+11%	-7%	+0%	282	
6	Michala Danielsen Alba Espitia-Bønning	Denmark	7.15	9.54	-5%	-17%	-5%	3197	
7	Mary Ellis Merritt Yara Sinnott	United States of America	7.07	9.88	-19%	-5%	-7%	283	
8	Fanni Réka Kováts Zsófia Zsuzsanna Mihálik	Hungary	6.68	10.7	-21%	-15%	-7%	3203	
9	Alexandra Florinski Stefanie Nering	Germany	5.96	7.92	-12%	-10%	-5%	3200	
10	Ida Buttenschøn Jasmina Skaarup	Denmark	4.51	9.4	-38%	-12%	-12%	3198	
11	Lara Kaló Boglárka Prokaj	Hungary	4.31	10.13	-39%	-25%	-7%	3202	
12	Brooklyn Hautzinger Natasha Olson	Canada	3.77	5.21	-16%	-12%	-2%	274	
13	Makenna Kropinske Emma Searle	Canada	3.22	6.1	-33%	-17%	-5%	273	

Event: Single Rope Pair Freestyle			Division: IOT	Gender: Female	Age Group: 12-15			Event ID: 0	
Place	Participants	Team	Total	Diff (D)	Pres (P)	Miss (M)	Req EI (Q)	Entry #	
14	Nadira El Ghoul Julina Mössinger	Germany	3.16	7.68	-48%	-15%	-7%	3199	
15	Ho Yee Poon Tze Ying Wu	Hong Kong, China	0	4.8	-100%	-22%	-15%	3201	

Single Rope Pair Freestyle Verified Results

IJRU 2023 World Championships Results

Event: Single Rope Pair Freestyle			Division: IOT	Gender: Female	Age Group: 16-18 (allow 12+)			Event ID: 0	
Place	Participants	Team	Total	Diff (D)	Pres (P)	Miss (M)	Req EI (Q)	Entry #	
1	Lilli Hallstein Tabea Paul	Germany	17.87	14.14	+33%	-5%	+0%	3342	
2	Tess Burm Hanne Saey	Belgium	12.61	18.45	-25%	-7%	-2%	3340	
3	Phoebe Bruhn Anabelle Julias	Australia	10.12	13.81	-12%	-15%	-2%	3337	
4	Shailah Aggarson Alyssa Peterson	Canada	8.69	8.73	+7%	-7%	+0%	477	
5	Luna Sophie Kosic Jana Reiber	Germany	8.51	11.21	-12%	-12%	-2%	3343	
6	Assya Abdi Hussein Marthe Claeys	Belgium	7.63	13.79	-32%	-17%	-2%	3339	
7	Bethany Lakeman Alyse Plint	Australia	7.55	10.6	-25%	-5%	+0%	3338	
8	Sophia Berry Ava Ryann Winslow	United States of America	6.52	9.09	-23%	-5%	-2%	487	
9	Lilly Kohout Ariana Mason	United States of America	5.73	7.65	-17%	-5%	-5%	488	
10	Emmeline McLean Lila McLean	Canada	5.63	7.67	-4%	-15%	-10%	478	
11	Chuqi Chen Siqi Ru	China	5.02	10.7	-44%	-10%	-7%	479	
12	Anna Pécsi Gréta Pécsi	Hungary	4.59	10.14	-44%	-15%	-5%	3346	
13	Katrine Ellegaard Emilie Hess	Denmark	4.06	7.18	-26%	-22%	-2%	3341	
14	Yan Yue Cheryl Choy Hiu Lam Shum	Hong Kong, China	3.8	11.16	-57%	-12%	-10%	3344	
15	Boglárka Bartha Lilla Nemes	Hungary	3.38	12.65	-61%	-30%	-2%	3347	
16	Miu Yan Mok Jacey Yue	Hong Kong, China	2.98	10.51	-66%	-15%	-2%	3345	

Single Rope Pair Freestyle Verified Results

IJRU 2023 World Championships Results

Event: Single Rope Pair Freestyle		Division: IOT		Gender: Female		Age Group: 30+		Event ID: 0	
Place	Participants	Team	Total	Diff (D)	Pres (P)	Miss (M)	Req EI (Q)	Entry #	
Single Rope Pair Freestyle Verified Results		IJRU 2023 World Championships Results							
Event: Single Rope Pair Freestyle		Division: IOT		Gender: Female		Age Group: 19+		Event ID: 0	
Place	Participants	Team	Total	Diff (D)	Pres (P)	Miss (M)	Req EI (Q)	Entry #	
1	SHIN HANG LO	Ka Ying So Hong Kong, China	12.54	18.53	-25%	-5%	-5%	3466	
2	Jacqueline Wilok	Viviane Wilok Germany	10.59	13.8	-11%	-12%	-2%	3465	
3	Jasmine Hawkins	Jordan Smith Australia	9.37	13.72	-16%	-17%	-2%	3462	
4	Cameron Schmidt	Sydney Schmidt United States of America	9.17	11.55	-10%	-10%	-2%	700	
5	Jennifer Kirkland	Kayley Marquis Canada	9.11	8.88	+14%	-10%	+0%	690	
6	Charlotte Garbutt	Ella Winstanley Australia	6.35	11.82	-34%	-17%	-2%	3461	
7	Anna-Marie Bold	Elisa Thar Germany	6.18	11.23	-26%	-20%	-7%	3464	
8	Kacie Costello	Jeanette Meek United States of America	5.34	10.11	-33%	-17%	-5%	699	
9	Jenna Pennington	Sophie Symanczyk Canada	4.18	7.19	-28%	-15%	-5%	689	
10	Bomi Kim	Kyoungmi Park Korea	3.54	7.59	-41%	-15%	-7%	3469	
11	Vigga Kruse Partsch	Sara Mekis Bach Denmark	3.19	8.09	-46%	-17%	-12%	3463	
12	Tsz Shan Cheung	Lok Ching Wong Hong Kong, China	2.96	9.97	-60%	-22%	-5%	3467	
13	Kitti Andorfi- Kovács	Virág Bukovszki Hungary	0.52	10.23	-91%	-37%	-10%	3468	

Event: Single Rope Team Freestyle			Division: IOT	Gender: Mixed	Age Group: 12-15			Event ID: 0		
Place	Participants	Team	Total	Diff (D)	Pres (P)	Miss (M)	Req EI (Q)	Entry #		
1	Xiyue Jiang Guochen Lyu Yanqi Zeng	Hukehuai Tian China	15.17	14.6	+6%	-2%	+0%	5000		
2	Sterre Van Den Steen Emma Vandervorst	Roos Van den Wijngaert Roos Vandervelden Belgium	11.45	13.34	+6%	-10%	-10%	3221		
3	Luci Beattie Case Twitchell	Patric Birrer Markus Foster United States of America	6.05	7.23	-10%	-7%	+0%	308		
4	Mattis Amerijckx Elise Verbesselt	Nette Hiel Jitske Hosselaer Belgium	5.46	11.11	-38%	-12%	-10%	3222		
5	Zachary Brach Ada Trimyer	Huet Cuthbertson Camille Sinnott United States of America	5.38	5.43	-1%	+0%	+0%	309		
6	Madison Bowler Elaine Smith	Timothy Groves Halden Lewis Australia	4.18	4.63	-1%	-7%	-2%	3219		
7	Charlie Higgs William Roddick	Henry Higgs Isabella Roddick Australia	3.24	5.73	-38%	-7%	-2%	3220		

Event: Single Rope Team Freestyle			Division: IOT	Gender: Mixed	Age Group: 16-18 (allow 12+)			Event ID: 0		
Place	Participants	Team	Total	Diff (D)	Pres (P)	Miss (M)	Req EI (Q)	Entry #		
1	Yaro Detrez Lisa Vermeylen	Nathan Dhondt Hanna Van Es Belgium	16.99	13.68	+38%	-10%	+0%	522		

Event: Single Rope Team Freestyle			Division: IOT		Gender: Mixed		Age Group: 16-18 (allow 12+)		Event ID: 0	
Place	Participants			Team	Total	Diff (D)	Pres (P)	Miss (M)	Req EI (Q)	Entry #
2	Aurelia De Koster Nand Vercruysse	Milo De Smet	Ruben Dubrue	Belgium	15.26	15.58	+17%	-10%	-7%	521
3	Piper Bourne	Parker Campbell	Owen Lucas Alyssa Peterson	Canada	11.27	8.71	+42%	-7%	-2%	523
4	Benton Borie Dylan Workman	Meredith Gaillard	Kennedy Morris	United States of America	9.06	8.9	+18%	-12%	-2%	527
5	Elijah Foster Flora Nimkoff	Taylor Fox	Liora Lovins	United States of America	7.25	6.23	+29%	-5%	-5%	528
6	Pak Hei Chan Pak Ming Yip	Cheuk Yiu Sin	Tsz Wai Wong	Hong Kong, China	3.34	7.31	-37%	-22%	-7%	3368
7	Kwok Tung Huang	Ka Wai HUANG	Yat Tung Ng Ho Yiu Tang	Hong Kong, China	2.48	5.98	-53%	-7%	-5%	3367
8	ESHAN CHANDRAHAS PUTHRAN YOGITA HARSHAD SAMANT	NAMAN MANOJ GANGWAL	MANAS MAHESH MUNGI	India	0.83	3.07	-60%	-25%	-10%	3369

Single Rope Team Freestyle Verified Results

IJRU 2023 World Championships Results

Event: Single Rope Team Freestyle			Division: IOT		Gender: Mixed		Age Group: 30+		Event ID: 0	
Place	Participants			Team	Total	Diff (D)	Pres (P)	Miss (M)	Req EI (Q)	Entry #

Single Rope Team Freestyle Verified Results

IJRU 2023 World Championships Results

Event: Single Rope Team Freestyle			Division: IOT		Gender: Mixed		Age Group: 19+		Event ID: 0	
Place	Participants			Team	Total	Diff (D)	Pres (P)	Miss (M)	Req EI (Q)	Entry #
1	Abbey George Jessica Stewart	Samuel George	Bethany Lakeman	Australia	9.28	10.51	+6%	-15%	-2%	3484

Event: Single Rope Team Freestyle				Division: IOT	Gender: Mixed	Age Group: 19+				Event ID: 0
Place	Participants			Team	Total	Diff (D)	Pres (P)	Miss (M)	Req EI (Q)	Entry #
2	Alix Beattie Hailee Ward	Seth Price	Analee Ricks	United States of America	8.58	8.21	+23%	-15%	+0%	732
3	Zoe Grotegut Olivia Theodore	Noah Hirsch	Caleb Omari	United States of America	7.41	7.77	+8%	-7%	-5%	733
4	Christian Maskito Thomas Norman	Lyric McDougall	Rebekah Norman	Australia	4.45	6.48	-15%	-15%	-5%	3485
5	Ki Fu Chung	Hon Yeung Lai	Chun Yin Li Tsz Ting Tsang	Hong Kong, China	4.31	8.02	-32%	-15%	-7%	3487
6	Halle Borden Clara Ingbrigston	Garrett Bruinsma	Kelly Fersovich	Canada	2	3.61	-30%	-15%	-7%	729
7	Pik Man Carman Choi Tsz Ying Wong	Hoi Tung Tam	Chun Hei Tsang	Hong Kong, China	1.46	3.35	-43%	-22%	-2%	3486

Single Rope Team Freestyle Verified Results

IJRU 2023 World Championships Results

Event: Single Rope Team Freestyle				Division: IOT	Gender: Male	Age Group: 12-15				Event ID: 0
Place	Participants			Team	Total	Diff (D)	Pres (P)	Miss (M)	Req EI (Q)	Entry #

Single Rope Team Freestyle Verified Results

IJRU 2023 World Championships Results

Event: Single Rope Team Freestyle				Division: IOT	Gender: Male	Age Group: 16-18 (allow 12+)				Event ID: 0
Place	Participants			Team	Total	Diff (D)	Pres (P)	Miss (M)	Req EI (Q)	Entry #
1	Tsun Hei Edgar Ho	Chak Man Liu	Hoi Chun Liu Pui Lam Tam	Hong Kong, China	6.13	11.42	-34%	-17%	-2%	3366
2	Qingyuan Chen	Chi Hin Mak Ching Yau Yuen	Ting Hei Ng	Hong Kong, China	5.98	9.26	-15%	-20%	-5%	3365

Single Rope Team Freestyle Verified Results

IJRU 2023 World Championships Results

Event: Single Rope Team Freestyle			Division: IOT	Gender: Male	Age Group: 30+	Event ID: 0			
Place	Participants	Team	Total	Diff (D)	Pres (P)	Miss (M)	Req EI (Q)	Entry #	
Single Rope Team Freestyle Verified Results			IJRU 2023 World Championships Results						
Event: Single Rope Team Freestyle			Division: IOT	Gender: Male	Age Group: 19+	Event ID: 0			
Place	Participants	Team	Total	Diff (D)	Pres (P)	Miss (M)	Req EI (Q)	Entry #	
1	Hon Man Chan Owen Chin Tai Yan	Ho Yin Leong Tin Yau Wong Hong Kong, China	22.96	23.33	+21%	-17%	-2%	3482	
2	Xiaolin Cen Chongyang Zhang	Jiawei Chen Kaiyu Xie China	5.96	10.64	-30%	-20%	+0%	724	
3	Cheuk Man Ko Sze Yu Wong	Pak Ki Ng Chi Shing Tsoi Hong Kong, China	2.61	4.21	-15%	-17%	-12%	3052	
4	Chi Wing Chris Kan Yue Wang Wong	Chi Hung Wong Tsz Lok Wong Hong Kong, China	2.34	6.68	-54%	-20%	-5%	3483	

Event: Single Rope Team Freestyle			Division: IOT	Gender: Female	Age Group: 12-15	Event ID: 0			
Place	Participants	Team	Total	Diff (D)	Pres (P)	Miss (M)	Req EI (Q)	Entry #	
Single Rope Team Freestyle Verified Results			IJRU 2023 World Championships Results						
Place	Participants	Team	Total	Diff (D)	Pres (P)	Miss (M)	Req EI (Q)	Entry #	
1	Tessa Bloemendaal Marie Tulkens	Lana Claes Maryth Peeters Belgium	8.31	10.69	-7%	-12%	-5%	3212	
2	Elina Collum Louisa Mol	Lily Crank Olivia Crank Australia	6.5	9.04	-11%	-15%	-5%	3211	
3	Ichiho Hige	Savanna Levinson Thea Milley Lucy Tisch United States of America	5.83	6.39	-5%	-2%	-2%	303	
4	Louise Caryn Fleur Schelstraete	Ine Claus Moon Goeminne Belgium	4.61	9.73	-38%	-15%	-10%	3213	

Event: Single Rope Team Freestyle				Division: IOT	Gender: Female	Age Group: 12-15			Event ID: 0	
Place	Participants	Team		Total	Diff (D)	Pres (P)	Miss (M)	Req EI (Q)	Entry #	
5	Bernadett Balázs Boglárka Prokaj Lara Kaló Zselyke Gréta Mester	Hungary		3.21	8.67	-50%	-22%	-5%	3216	
6	Vienna Bielicz Aylla Peters Alexis Dias Hannah Evans	Canada		2.97	4.78	-23%	-15%	-5%	296	
7	Amy Duddridge Farrah McGarrity Ava Robson Paige Tate	Australia		2.39	6.03	-47%	-17%	-10%	3210	
8	Szonja Anna Kádár Liliana Wojnowska Fanni Réka Kováts Zsófia Zsuzsanna Mihálik	Hungary		1.48	6.82	-71%	-17%	-10%	3217	
9	Gabrielle Adley Marilyn Bush Katherine Petrov Holly Hughes	United States of America		0.76	5.39	-81%	-22%	-5%	302	
10	RAJUL ANUP LUNKAD BHUMIKA BHUSHAN NEMADE TANVI LALIT NEMADE MANASVI NITIN PATIL	India		0.68	3.25	-72%	-10%	-17%	3218	
11	Elise Drogies Frieda Rauscher Nelly Ehlers Aenna Lischewski	Germany		0.6	4.72	-83%	-17%	-10%	3214	
12	Hang Yi Ho Tze Ying Wu Hei Tung Ng Ho Yee Poon	Hong Kong, China		0.27	5.22	-90%	-32%	-25%	3215	

Single Rope Team Freestyle Verified Results

IJRU 2023 World Championships Results

Event: Single Rope Team Freestyle				Division: IOT	Gender: Female	Age Group: 16-18 (allow 12+)			Event ID: 0	
Place	Participants	Team		Total	Diff (D)	Pres (P)	Miss (M)	Req EI (Q)	Entry #	
1	Tess Burm Mona Vanhie Fleur Eeckman Febe Schepens	Belgium		11.1	14.43	-10%	-10%	-5%	508	

Event: Single Rope Team Freestyle			Division: IOT		Gender: Female		Age Group: 16-18 (allow 12+)		Event ID: 0	
Place	Participants			Team	Total	Diff (D)	Pres (P)	Miss (M)	Req EI (Q)	Entry #
2	👤 Assya Abdi Hussein 👤 Fiebe Wullepit	👤 Marthe Claeys	👤 Elise Mommerency	Belgium	10.45	10.5	+19%	-12%	-5%	507
3	👤 Enya Fuß	👤 Felicia Kustner	👤 Elina Sejdiu 👤 Eliza Sejdiu	Germany	9	11.27	-6%	-15%	+0%	3361
4	👤 Lena Härtel 👤 Nika Methner	👤 Lysanne Junker	👤 Lara Klawitter	Germany	8.79	9.57	+4%	-5%	-7%	3362
5	👤 Anjileen Downey 👤 Iyla King	👤 Olivia Hall	👤 Brooklyn Hoddinott	Australia	8.29	11.22	-16%	-12%	+0%	3357
6	👤 Solveig Berg Seiersen 👤 Emilie Hess	👤 Katrine Ellegaard	👤 Kille Fyhn Wilken	Denmark	8	8.39	+6%	-10%	+0%	3359
7	👤 Mary Ellis Merritt	👤 Laurel Ruvo 👤 Ellie Zerden	👤 Yara Sinnott	United States of America	5.32	7.79	-21%	-7%	-7%	518
8	👤 Kaeli Killins 👤 Leah Neufeld	👤 Lexi Killins	👤 Hannah Miller	Canada	3.92	6.25	-29%	-5%	-7%	509
9	👤 Willow Golds 👤 Grace Wang	👤 Ellie Rogan	👤 Kate Tang	United States of America	3.59	5.79	-19%	-15%	-10%	517
10	👤 Karla Agersten Hansen	👤 Freja Kragbæk Thon 👤 Anna Witt Mortensen	👤 Marie Madsen	Denmark	3.47	6.62	-36%	-12%	-7%	3360
11	👤 Laura Madden	👤 Serena Maskito	👤 Alyse Plint 👤 Bella Rigby	Australia	3.08	7.23	-44%	-20%	-5%	3358
12	👤 Fong Yu Lam 👤 Jacey Yue	👤 Miu Yan Mok	👤 Wai Ka Tsang	Hong Kong, China	1.66	8.12	-74%	-17%	-5%	3364
13	👤 Chuqi Chen	👤 Hongxiang Chen	👤 Siqi Ru 👤 Shuting Zeng	China	1.01	7.69	-84%	-12%	-7%	510

Event: Single Rope Team Freestyle			Division: IOT	Gender: Female	Age Group: 16-18 (allow 12+)			Event ID: 0	
Place	Participants	Team	Total	Diff (D)	Pres (P)	Miss (M)	Req EI (Q)	Entry #	
14	Yan Yue Cheryl Choy Tsz Ying Wong Tsz Ching Ip Hiu Lam Shum	Hong Kong, China	0	4.05	-103%	-27%	-12%	3363	

Single Rope Team Freestyle [Verified Results](#)

IJRU 2023 World Championships Results

Event: Single Rope Team Freestyle			Division: IOT	Gender: Female	Age Group: 30+			Event ID: 0	
Place	Participants	Team	Total	Diff (D)	Pres (P)	Miss (M)	Req EI (Q)	Entry #	

Single Rope Team Freestyle [Verified Results](#)

IJRU 2023 World Championships Results

Event: Single Rope Team Freestyle			Division: IOT	Gender: Female	Age Group: 19+			Event ID: 0	
Place	Participants	Team	Total	Diff (D)	Pres (P)	Miss (M)	Req EI (Q)	Entry #	
1	Bailey Hansen Kylie Trull Haylee Hutchings Madison McMurray	United States of America	11.97	9.33	+35%	-5%	+0%	723	
2	Sally June Krumb Viviane Wilok Alina Opelt Jacqueline Wilok	Germany	7.7	10.47	-12%	-12%	-5%	3479	
3	Line Fromberg Herdis-Marie Møller Nielsen Vigga Kruse Partsch Sara Mekis Bach	Denmark	5.65	9.61	-21%	-20%	-7%	3478	
4	Cassandra Baldwin Isla Gleeson Jasmine Wright Maya Proper	United States of America	4.32	5.04	+3%	-15%	-2%	722	
5	Tsz Lam Chan Lok Ching Wong Tsz Shan Cheung Hei Ching Lai	Hong Kong, China	3.14	9.26	-58%	-15%	-5%	3481	
6	Sophie Dumont Sydney Stevens Meghan McGill Jocelyn Simon	Canada	2.57	7.82	-57%	-15%	-10%	717	

Event: Single Rope Team Freestyle		Division: IOT		Gender: Female		Age Group: 19+		Event ID: 0	
Place	Participants	Team		Total	Diff (D)	Pres (P)	Miss (M)	Req EI (Q)	Entry #
7	 SHIN HANG LO	 Ka Ying So  Man Wai Wan	 Lok Ting Sze Hong Kong, China	0	10.07	-106%	-25%	-7%	3480

Event: Double Dutch Single Freestyle				Division: IOT	Gender: Mixed	Age Group: 12-15			Event ID: 0	
Place	Participants			Team	Total	Diff (D)	Pres (P)	Miss (M)	Req EI (Q)	Entry #
1	Mattis Amerijckx	Nette Hiel	Jitske Hosselaer	Belgium	10.61	12.54	-9%	-7%	+0%	3237
2	Cole Drumheller	Ayesha Gandhi	Lucie Haws	United States of America	7.79	7.87	+1%	+0%	-2%	329
3	Zachary Brach	Huet Cuthbertson	Camille Sinnott	United States of America	7.62	7.93	+0%	-2%	-2%	330
4	Anna De Rooster	Sterre Van Den Steen	Roos Van den Wijngaert	Belgium	6.85	11.12	-30%	-12%	+0%	3236
5	Jesse Madden	Cherish McDougall	Belinda Norman	Australia	2.22	5.38	-57%	-2%	-2%	3234
6	Charlie Higgs	Isabella Roddick	William Roddick	Australia	1.18	4.45	-70%	-5%	-7%	3235

Event: Double Dutch Single Freestyle				Division: IOT	Gender: Mixed	Age Group: 16-18 (allow 12+)			Event ID: 0	
Place	Participants			Team	Total	Diff (D)	Pres (P)	Miss (M)	Req EI (Q)	Entry #
1	Benton Borie	Katie Snyder	Arielle Tillery	United States of America	21.45	15.52	+41%	-2%	+0%	553
2	Kwok Tung Huang	Uen Yan Lee	Ho Yiu Tang	Hong Kong, China	17.48	18.8	+0%	-7%	+0%	3380
3	Choi Kiu Eunice Lau	Tsz Wai Wong	Pak Ming Yip	Hong Kong, China	15.76	18.42	-8%	-7%	+0%	3381
4	Shailah Aggarson	Owen Lucas	Jackie Neumann	Canada	13.7	10.59	+32%	-2%	+0%	549
5	Yaro Detrez	Hanna Van Es	Lena Vermeylen	Belgium	13.63	12.73	+19%	-10%	+0%	547
6	Elijah Foster	Taylor Fox	Liora Lovins	United States of America	13.6	11.72	+16%	+0%	+0%	554
7	Fien Dehaene	Anna Van Waeyenberge	Nand Vercruysse	Belgium	7.5	9.34	-9%	-10%	-2%	546
8	Ethan Justin	Jennifer Kirkland	Aislyn Marquis	Canada	6.63	8.77	-11%	-15%	+0%	548
9	ESHAN CHANDRAHAS PUTHRAN	NAMAN MANOJ GANGWAL	YOGITA HARSHAD SAMANT	India	2.44	5.14	-43%	-15%	-2%	3382

Event: Double Dutch Single Freestyle			Division: IOT	Gender: Mixed	Age Group: 30+			Event ID: 0	
Place	Participants	Team	Total	Diff (D)	Pres (P)	Miss (M)	Req EI (Q)	Entry #	

Event: Double Dutch Single Freestyle			Division: IOT	Gender: Mixed	Age Group: 19+			Event ID: 0	
Place	Participants	Team	Total	Diff (D)	Pres (P)	Miss (M)	Req EI (Q)	Entry #	
1	Zoe Grotegut Caleb Omari Olivia Theodore	United States of America	17.9	12.18	+47%	+0%	+0%	757	
2	Thomas Cunningham Jordis Hickie Samuel Kliever	Canada	15.48	12.84	+23%	-2%	+0%	751	
3	Ella Beck Blake Long Elise McQueen	United States of America	12.67	10.9	+25%	-7%	+0%	756	
4	Ki Fu Chung Hok Nga Lam Hiu Tung Liu	Hong Kong, China	11.35	13.42	-6%	-10%	+0%	3501	
5	Bomi Kim Chanje Park Hyowon Park	Korea	9.01	7.69	+26%	-7%	+0%	3502	
6	Chun Yiu Ho Hoi Tung Tam Chun Hei Tsang	Hong Kong, China	5.49	9.31	-29%	-17%	+0%	3500	
7	Tia Bellaire Peyton Gendreau Reed Hewitt	Canada	4.37	6.89	-28%	-12%	+0%	752	

Event: Double Dutch Single Freestyle			Division: IOT	Gender: Male	Age Group: 12-15			Event ID: 0	
Place	Participants	Team	Total	Diff (D)	Pres (P)	Miss (M)	Req EI (Q)	Entry #	

Event: Double Dutch Single Freestyle			Division: IOT	Gender: Male	Age Group: 16-18 (allow 12+)			Event ID: 0	
Place	Participants	Team	Total	Diff (D)	Pres (P)	Miss (M)	Req EI (Q)	Entry #	
1	Ming Yip Che Chun Yin Chen Pui Lam Tam	Hong Kong, China	17.27	19.34	-4%	-7%	+0%	3379	
2	Qingyuan Chen Ting Hei Ng Ho Hin Tam	Hong Kong, China	15.74	17.66	-1%	-10%	+0%	3378	

Event: Double Dutch Single Freestyle				Division: IOT	Gender: Male	Age Group: 30+			Event ID: 0	
Place	Participants			Team	Total	Diff (D)	Pres (P)	Miss (M)	Req EI (Q)	Entry #
Double Dutch Single Freestyle Verified Results				IJRU 2023 World Championships Results						
Event: Double Dutch Single Freestyle				Division: IOT	Gender: Male	Age Group: 19+			Event ID: 0	
Place	Participants			Team	Total	Diff (D)	Pres (P)	Miss (M)	Req EI (Q)	Entry #
1	Wing Lam Cheung	Tin Yau Wong	Sung Chit WONG	Hong Kong, China	21.49	21.4	+8%	-7%	+0%	3498
2	Chi Wing Chris Kan	Kin Wang Lee	Chi Kin Ng	Hong Kong, China	13.44	16.6	-8%	-12%	+0%	3499
3	Adam Kochanek	Alex McManuels	Sam Scott	United States of America	10.01	11.21	-2%	-7%	-2%	750
4	Xiaolin Cen	Jiawei Chen	Chongyang Zhang	China	9.17	10.84	-6%	-10%	+0%	747
5	Cheuk Man Ko	Chi Shing Tsoi	Wai Ching Yip	Hong Kong, China	7.28	8.65	-1%	-15%	+0%	3053

Event: Double Dutch Single Freestyle				Division: IOT	Gender: Female	Age Group: 12-15			Event ID: 0	
Place	Participants			Team	Total	Diff (D)	Pres (P)	Miss (M)	Req EI (Q)	Entry #
Double Dutch Single Freestyle Verified Results				IJRU 2023 World Championships Results						
1	Jente Boelaert	Ine Claus	Moon Goeminne	Belgium	11.2	14.47	-21%	-2%	+0%	3226
2	Elina Collum	Olivia Crank	Gabrielle Mol	Australia	11.19	12.15	-6%	-2%	+0%	3223
3	Szonja Anna Kádár	Zsófia Zsuzsanna Mihálik	Liliana Wojnowska	Hungary	11.19	14.02	-16%	-5%	+0%	3232
4	Tessa Bloemendaal	Maryth Peeters	Marie Tulkens	Belgium	10.66	10.56	+3%	-2%	+0%	3225
5	Mathilde Andersson	Ida Buttenschøn	Sara Poulsen	Denmark	9.47	11.07	-8%	-7%	+0%	3227
6	Lara Kaló	Sára Dorka Magyar	Boglárka Prokaj	Hungary	9.28	12.73	-19%	-10%	+0%	3233
7	Liva Bondesen	Jasmina Skaarup	Mathilde Vig Jeppesen	Denmark	7.49	8.95	-10%	-7%	+0%	3228
8	Savanna Levinson	Thea Milley	Lucy Tisch	United States of America	6.99	6.99	+2%	-2%	+0%	324
9	Ronja Block	Leefke Gaßner	Julina Mössinger	Germany	6.66	8.89	-15%	-10%	-2%	3229

Event: Double Dutch Single Freestyle				Division: IOT	Gender: Female	Age Group: 12-15			Event ID: 0	
Place	Participants			Team	Total	Diff (D)	Pres (P)	Miss (M)	Req EI (Q)	Entry #
10	👤 Emily Henderling	👤 Eleanor Miles	👤 Madeleine Petersen	United States of America	3.12	6.71	-50%	-7%	+0%	323
11	👤 Lily Crank	👤 Louisa Mol	👤 Paige Tate	Australia	2.17	6.79	-65%	-7%	-2%	3224
12	👤 Anna Ehlers	👤 Kiara Lemmermann	👤 Anouk Röhrs	Germany	2.01	7.56	-72%	-5%	+0%	3230
13	👤 Lila McLean	👤 Kiyah Thompson	👤 Jaya Welbourn	Canada	1.81	4.06	-52%	-7%	+0%	314
14	👤 Hang Yi Ho	👤 Ho Yee Poon	👤 Tze Ying Wu	Hong Kong, China	1.31	5.69	-77%	+0%	+0%	3231
15	👤 Claire Gyger	👤 Quinn Gyger	👤 Desi Ledger	Canada	0.44	4.06	-88%	-7%	-2%	315

Double Dutch Single Freestyle Verified Results

IJRU 2023 World Championships Results

Event: Double Dutch Single Freestyle				Division: IOT	Gender: Female	Age Group: 16-18 (allow 12+)			Event ID: 0	
Place	Participants			Team	Total	Diff (D)	Pres (P)	Miss (M)	Req EI (Q)	Entry #
1	👤 Anouk Coulier	👤 Febe Crommelinck	👤 Elise Mommerency	Belgium	16.18	16.38	+4%	-5%	+0%	531
2	👤 Felicia Kustner	👤 Elina Sejdiu	👤 Eliza Sejdiu	Germany	15.16	14.32	+8%	-2%	+0%	3374
3	👤 Fleur Eeckman	👤 Febe Schepens	👤 Linde Schuurmans	Belgium	14.75	13.22	+20%	-7%	+0%	532
4	👤 Lea Friedrich	👤 Lilly Kumpf	👤 Tabea Paul	Germany	11.82	13.24	-4%	-7%	+0%	3373
5	👤 Nadin Pálinkás	👤 Panna Podmaniczki	👤 Gréta Sebesy	Hungary	9.41	12.04	-16%	-7%	+0%	3377
6	👤 Sophia Berry	👤 Elena Oh	👤 Ava Ryann Winslow	United States of America	8.64	9.48	-2%	-7%	+0%	543
7	👤 Anjileen Downey	👤 Brooklyn Hoddinott	👤 Bethany Lakeman	Australia	6.95	9.9	-22%	-10%	+0%	3371
8	👤 Phoebe Bruhn	👤 Grace Bucklar	👤 Riley Winstanley	Australia	6.65	10.51	-32%	-7%	+0%	3370
9	👤 Priya Antes	👤 Isla Gleeson	👤 Eliza Kim	United States of America	4.55	7.15	-33%	-5%	+0%	542
10	👤 Ida Bach Meldal	👤 Cecilie Langseth	👤 Rebecca Lynge Tutein	Denmark	3.62	6.73	-41%	-7%	-2%	3372
11	👤 Paige Baker	👤 Kaeli Killins	👤 Hannah Miller	Canada	3.23	6.3	-46%	-5%	+0%	534
12	👤 Sophie Bodnar	👤 Samantha Thornton	👤 Taryn Wiens	Canada	2.23	5	-53%	-5%	+0%	533

Event: Double Dutch Single Freestyle				Division: IOT	Gender: Female	Age Group: 16-18 (allow 12+)	Event ID: 0			
Place	Participants			Team	Total	Diff (D)	Pres (P)	Miss (M)	Req EI (Q)	Entry #
13	Tsz Ching Ip	Yu Tung Lai	Tsz Ying Wong	Hong Kong, China	1.52	7.1	-77%	-7%	+0%	3375
14	Fong Yu Lam	Miu Yan Mok	Wai Ka Tsang	Hong Kong, China	1.26	6.01	-78%	-5%	+0%	3376
15	Chuqi Chen	Siqi Ru	Shuting Zeng	China	1.1	5.96	-78%	-12%	-5%	535

Double Dutch Single Freestyle [Verified Results](#)

IJRU 2023 World Championships Results

Event: Double Dutch Single Freestyle				Division: IOT	Gender: Female	Age Group: 30+	Event ID: 0			
Place	Participants			Team	Total	Diff (D)	Pres (P)	Miss (M)	Req EI (Q)	Entry #

Double Dutch Single Freestyle [Verified Results](#)

IJRU 2023 World Championships Results

Event: Double Dutch Single Freestyle				Division: IOT	Gender: Female	Age Group: 19+	Event ID: 0			
Place	Participants			Team	Total	Diff (D)	Pres (P)	Miss (M)	Req EI (Q)	Entry #
1	Barbara Ágoston	Boglárka Bartha	Éva Jüngling-Czotter	Hungary	16.39	19.17	-5%	-10%	+0%	3496
2	Laura Madden	Serena Maskito	Bella Rigby	Australia	16.02	12.23	+31%	+0%	+0%	3489
3	Ella Budge	Avery Gunnell	Rylee Turnbow	United States of America	14.65	10.28	+50%	-5%	+0%	745
4	Friderika Fónai	Rebeka Fónai	Emília Szabó	Hungary	14.13	15.19	+0%	-7%	+0%	3497
5	Holly Copeland	Lillian James	Ariana Mason	United States of America	12.88	11.14	+18%	-2%	+0%	746
6	Ellen Knudsen	Selma Nielsen	Sif Printz	Denmark	12.5	11.81	+8%	-2%	+0%	3491
7	Julia Kannengießner	Maike Preuß	Katrin Ryan	Germany	12.49	11.95	+10%	-5%	+0%	3493
8	Tsz Lam Chan	Hei Ching Lai	Tsz Ching Yuen	Hong Kong, China	10.44	11.98	-1%	-12%	+0%	3495
9	Julia Bösl	Kira Hölscheid	Johanna Kleinert	Germany	9.91	15.42	-27%	-12%	+0%	3492
10	Emilie Loft	Maja Raun	Laura Sif Wichmann	Denmark	9.4	10.64	-5%	-7%	+0%	3490

Event: Double Dutch Single Freestyle			Division: IOT	Gender: Female	Age Group: 19+	Event ID: 0				
Place	Participants			Team	Total	Diff (D)	Pres (P)	Miss (M)	Req EI (Q)	Entry #
11	👤 Sophie Dumont	👤 Meghan McGill	👤 Sydney Stevens	Canada	8.25	8.45	+5%	-7%	+0%	736
12	👤 lyla King	👤 Alyse Plint	👤 Jessica Stewart	Australia	4.6	8.09	-34%	-12%	-2%	3488
13	👤 SHIN HANG LO	👤 Ka Ying So	👤 Man Wai Wan	Hong Kong, China	2.86	8.84	-62%	-15%	+0%	3494

Event: Double Dutch Pair Freestyle				Division: IOT	Gender: Mixed	Age Group: 12-15			Event ID: 0	
Place	Participants			Team	Total	Diff (D)	Pres (P)	Miss (M)	Req EI (Q)	Entry #
1	Anna De Rooster Emma Vandervorst	Sterre Van Den Steen	Roos Vandervelden	Belgium	8.35	9.37	-1%	-10%	+0%	3250
2	Mattis Amerijckx Elise Verbesselt	Nette Hiel	Farah Van Teghem	Belgium	7.02	8.05	+2%	-10%	-5%	3251
3	Charlie Higgs William Roddick	Henry Higgs	Isabella Roddick	Australia	4.03	4.92	-5%	-2%	-12%	3248
4	Zachary Brach Ada Trimyer	Huet Cuthbertson	Camille Sinnott	United States of America	3.66	4.92	-13%	-5%	-10%	348
5	Nikhil Antes	Darby Calhoun	Alyssa Davis Jessica Jasinski	United States of America	2.04	2.91	-18%	-5%	-10%	347
6	Ethan Cheng Belinda Norman	Jesse Madden	Cherish McDougall	Australia	1.82	3.96	-40%	-15%	-10%	3249

Event: Double Dutch Pair Freestyle				Division: IOT	Gender: Mixed	Age Group: 16-18 (allow 12+)			Event ID: 0	
Place	Participants			Team	Total	Diff (D)	Pres (P)	Miss (M)	Req EI (Q)	Entry #
1	Yaro Detrez Lisa Vermeylen	Nathan Dhondt	Hanna Van Es	Belgium	10.52	10.88	+4%	-7%	+0%	571
2	Kwok Tung Huang	Uen Yan Lee Hoi Ching Tse	Ho Yiu Tang	Hong Kong, China	8.08	9.14	+0%	-7%	-5%	3392
3	Allison Cook Trenton Vail	Tabitha Hill	Seth Price	United States of America	5.65	7.8	-16%	-12%	-2%	576

Event: Double Dutch Pair Freestyle				Division: IOT	Gender: Mixed	Age Group: 16-18 (allow 12+)			Event ID: 0
Place	Participants	Team		Total	Diff (D)	Pres (P)	Miss (M)	Req EI (Q)	Entry #
4	Elijah Foster Flora Nimkoff Taylor Fox Liora Lovins	United States of America		5.49	7.17	-16%	-7%	-2%	577
5	Ryan Justin Ashley Rheault Jennifer Kirkland Aislyn Marquis	Canada		4.33	6.38	-17%	-12%	-7%	572
6	Aurelia De Koster Ruben Dubruel Milo De Smet Fien Dehaene	Belgium		3.24	7.47	-42%	-17%	-10%	570
7	Pak Hei Chan Pak Ming Yip Choi Kiu Eunice Lau Tsz Wai Wong	Hong Kong, China		3	6.21	-44%	-12%	-2%	3393
8	ESHAN CHANDRAHAS PUTHRAN YOGITA HARSHAD SAMANT NAMAN MANOJ GANGWAL MANAS MAHESH MUNGI	India		1.38	4.01	-53%	-17%	-12%	3394

Double Dutch Pair Freestyle Verified Results

IJRU 2023 World Championships Results

Event: Double Dutch Pair Freestyle				Division: IOT	Gender: Mixed	Age Group: 30+			Event ID: 0
Place	Participants	Team		Total	Diff (D)	Pres (P)	Miss (M)	Req EI (Q)	Entry #

Double Dutch Pair Freestyle Verified Results

IJRU 2023 World Championships Results

Event: Double Dutch Pair Freestyle				Division: IOT	Gender: Mixed	Age Group: 19+			Event ID: 0
Place	Participants	Team		Total	Diff (D)	Pres (P)	Miss (M)	Req EI (Q)	Entry #
1	Christian Maskito Thomas Norman Lyric McDougall Rebekah Norman	Australia		17.33	13.67	+32%	-2%	-2%	3512
2	Zoe Grotegut Olivia Theodore Noah Hirsch Caleb Omari	United States of America		14.46	9.24	+63%	-2%	-2%	777

Event: Double Dutch Pair Freestyle			Division: IOT		Gender: Mixed		Age Group: 19+		Event ID: 0	
Place	Participants	Team	Total	Diff (D)	Pres (P)	Miss (M)	Req EI (Q)	Entry #		
3	Jacob Amster Jeanette Meek Kacie Costello Connor Kraska	United States of America	13.63	9.18	+65%	+0%	-10%	776		
4	Ki Fu Chung Hok Nga Lam Chun Yin Li Hiu Tung Liu	Hong Kong, China	6.41	8.43	-11%	-10%	-5%	3514		
5	Chun Yiu Ho Chun Hei Tsang Hiu Lam Lee Hoi Tung Tam	Hong Kong, China	5.33	6.06	+5%	-10%	-7%	3513		
6	George Lam Emmeline McLean Valerie Lehar Paige Lucas	Canada	1.49	2.71	-32%	-10%	-10%	772		
	Garrett Bruinsma Kelly Fersovich Clara Ingbrigston	Canada	scratch					773		

Double Dutch Pair Freestyle [Verified Results](#)

IJRU 2023 World Championships Results

Event: Double Dutch Pair Freestyle			Division: IOT		Gender: Male		Age Group: 12-15		Event ID: 0	
Place	Participants	Team	Total	Diff (D)	Pres (P)	Miss (M)	Req EI (Q)	Entry #		

Double Dutch Pair Freestyle [Verified Results](#)

IJRU 2023 World Championships Results

Event: Double Dutch Pair Freestyle			Division: IOT		Gender: Male		Age Group: 16-18 (allow 12+)		Event ID: 0	
Place	Participants	Team	Total	Diff (D)	Pres (P)	Miss (M)	Req EI (Q)	Entry #		
1	Qingyuan Chen Chi Hin Mak Ching Yau Yuen	Hong Kong, China	9.45	9.53	+15%	-12%	-2%	3390		
2	Ming Yip Che Chun Yin Chen Hoi Chun Liu Pui Lam Tam	Hong Kong, China	5.67	6.7	-1%	-10%	-5%	3391		

Double Dutch Pair Freestyle [Verified Results](#)

IJRU 2023 World Championships Results

Event: Double Dutch Pair Freestyle			Division: IOT		Gender: Male		Age Group: 30+		Event ID: 0	
Place	Participants	Team	Total	Diff (D)	Pres (P)	Miss (M)	Req EI (Q)	Entry #		

Double Dutch Pair Freestyle [Verified Results](#)

IJRU 2023 World Championships Results

Event: Double Dutch Pair Freestyle				Division: IOT	Gender: Male	Age Group: 19+	Event ID: 0			
Place	Participants			Team	Total	Diff (D)	Pres (P)	Miss (M)	Req EI (Q)	Entry #
1	👤 Hon Man Chan 👤 Sung Chit WONG	👤 Ho Yin Leong	👤 Tin Yau Wong	Hong Kong, China	19.06	14.42	+45%	-7%	-2%	3510
2	👤 Pak Ki Ng 👤 Wai Ching Yip	👤 Chi Shing Tsoi	👤 Sze Yu Wong	Hong Kong, China	14.24	7.74	+84%	+0%	+0%	3054
3	👤 Kin Wang Lee 👤 Yue Wang Wong	👤 Chi Kin Ng	👤 Tsz Lok Wong	Hong Kong, China	13.68	11.46	+31%	-7%	-2%	3511
4	👤 Xiaolin Cen 👤 Chongyang Zhang	👤 Jiawei Chen	👤 Kaiyu Xie	China	12.93	12.64	+25%	-12%	-7%	768

Double Dutch Pair Freestyle Verified Results

IJRU 2023 World Championships Results

Event: Double Dutch Pair Freestyle				Division: IOT	Gender: Female	Age Group: 12-15	Event ID: 0			
Place	Participants			Team	Total	Diff (D)	Pres (P)	Miss (M)	Req EI (Q)	Entry #
1	👤 Jente Boelaert 👤 Fleur Schelstraete	👤 Louise Caryn	👤 Moon Goeminne	Belgium	15.86	14.03	+19%	-5%	+0%	3241
2	👤 Karla Agersten Hansen	👤 Freja Gustafson 👤 Anna Witt Mortensen	👤 Marie Mikkelsen	Denmark	14.27	12.54	+29%	-10%	-2%	3243
3	👤 Bernadett Balázszi 👤 Zselyke Gréta Mester	👤 Lara Kaló	👤 Sára Dorka Magyar	Hungary	11.25	10.89	+11%	-5%	-2%	3247
4	👤 Alba Espitia-Bønning 👤 Alfa Slumstrup	👤 Caroline Littau	👤 Karla Lodberg-Jakobsen	Denmark	10.33	9.73	+18%	-10%	+0%	3242
5	👤 Elina Collum 👤 Louisa Mol	👤 Lily Crank	👤 Olivia Crank	Australia	9.31	9.13	+13%	-5%	-5%	3238

Event: Double Dutch Pair Freestyle				Division: IOT	Gender: Female	Age Group: 12-15			Event ID: 0	
Place	Participants			Team	Total	Diff (D)	Pres (P)	Miss (M)	Req EI (Q)	Entry #
6	Szonja Anna Kádár	Fanni Réka Kováts	Zsófia Zsuzsanna Mihálik	Hungary	6.67	9.57	-21%	-10%	-2%	3246
	Liliana Wojnowska									
7	Ronja Block	Leefke Gaßner	Julina Mössinger	Germany	4.99	7.3	-25%	-7%	-2%	3244
	Marie Papa									
8	Lana Claes	Ella Peeters	Maryth Peeters	Belgium	4.13	6.28	-23%	-10%	-5%	3240
	Marie Tulkens									
9	Emily Anderson	Eliza Kim	Kaitlyn Wisniewski	United States of America	3.75	4.07	+10%	-10%	-7%	342
	Jasmine Wright									
10	Marilyn Bush	Emily Henderling	Eleanor Miles	United States of America	3.65	5.39	-19%	-10%	-7%	341
	Madeleine Petersen									
11	Matisse Blot	Hope Bruhn	Lana Kendall	Australia	2.91	5.44	-36%	-10%	-7%	3239
	Wing Tsz Vangie Lam									
12	Hang Yi Ho	Hei Tung Ng	Ho Yee Poon	Hong Kong, China	1.04	2.22	-44%	-7%	-10%	3245
	Tze Ying Wu									

Double Dutch Pair Freestyle Verified Results

IJRU 2023 World Championships Results

Event: Double Dutch Pair Freestyle				Division: IOT	Gender: Female	Age Group: 16-18 (allow 12+)			Event ID: 0	
Place	Participants			Team	Total	Diff (D)	Pres (P)	Miss (M)	Req EI (Q)	Entry #
1	Sophia Berry	Addie Gilner	Elena Oh	United States of America	14.93	10.96	+39%	-2%	+0%	567
	Ava Ryann Winslow									
2	Lea Friedrich	Lilli Hallstein	Lilly Kumpf	Germany	13.47	11.13	+26%	-2%	-2%	3386
	Tabea Paul									
3	Ellen Knudsen	Rebecca Lynge Tutein	Selma Nielsen	Denmark	12.43	10.75	+18%	-2%	+0%	3385
	Astrid Riis									

Event: Double Dutch Pair Freestyle			Division: IOT		Gender: Female		Age Group: 16-18 (allow 12+)		Event ID: 0	
Place	Participants	Team	Total	Diff (D)	Pres (P)	Miss (M)	Req EI (Q)	Entry #		
4	Assya Abdi Hussein Fiebe Wullepit Marthe Claeys Febe Crommelinck	Belgium	12.32	11.93	+11%	-7%	+0%	557		
5	Riley Hill Halle Morgan Calla Freeman Madeleine Garrison	United States of America	7.5	6.03	+31%	-5%	+0%	566		
6	Felicia Kustner Luisa Paul Eliza Sejdiu	Germany	7.21	9.1	-10%	-12%	+0%	3387		
7	Tess Burm Fleur Eeckman Hanne Saeey Mona Vanhie	Belgium	6.94	8.54	-5%	-10%	-5%	558		
8	Laura Madden Serena Maskito Avalon Rigby Bella Rigby	Australia	6.25	7.85	-8%	-7%	-7%	3384		
9	Heidi Hodgens Jacqueline Hunter Luisa Inkson Jordan Smith	Australia	5.62	7.68	-17%	-10%	-2%	3383		
10	Abigail Hein Natasha Olson Helen Hein Alexandra Olson	Canada	3.6	4.48	-4%	-7%	-10%	560		
11	Fong Yu Lam Jacey Yue Miu Yan Mok Wai Ka Tsang	Hong Kong, China	3.31	5.73	-33%	-12%	-2%	3389		
12	Sophie Bodnar Taryn Wiens Lila McLean Samantha Thornton	Canada	3.06	4.26	-6%	-15%	-10%	559		
13	Tsz Ching Ip Tsz Ying Wong Yu Tung Lai Hiu Lam Shum	Hong Kong, China	2.69	5.78	-49%	-7%	-2%	3388		

Double Dutch Pair Freestyle Verified Results

IJRU 2023 World Championships Results

Event: Double Dutch Pair Freestyle			Division: IOT		Gender: Female		Age Group: 30+		Event ID: 0	
Place	Participants	Team	Total	Diff (D)	Pres (P)	Miss (M)	Req EI (Q)	Entry #		

Double Dutch Pair Freestyle Verified Results

IJRU 2023 World Championships Results

Event: Double Dutch Pair Freestyle			Division: IOT	Gender: Female	Age Group: 19+	Event ID: 0				
Place	Participants			Team	Total	Diff (D)	Pres (P)	Miss (M)	Req EI (Q)	Entry #
1	👤 Raphaela Horsch 👤 Anna Xander	👤 Sophie Kusiek	👤 Annika Scherer	Germany	17.74	12.14	+57%	-2%	-5%	3506
2	👤 Barbara Ágoston 👤 Lilla Nemes	👤 Boglárka Bartha	👤 Éva Jüngling-Czotter	Hungary	16.64	14.36	+22%	-5%	+0%	3509
3	👤 Anja Byskov 👤 Ida Torp Carlsen	👤 Lisa Byskov	👤 Stine Strandbæk Pedersen	Denmark	15.72	11.66	+45%	-7%	+0%	3503
4	👤 Kira Hölscheid 👤 Elisa Thar	👤 Johanna Kleinert	👤 Lena Nachreiner	Germany	12.15	13.12	+5%	-10%	-2%	3505
5	👤 Ellie Leong	👤 SHIN HANG LO	👤 Ka Ying So 👤 Man Wai Wan	Hong Kong, China	9.29	8.18	+22%	-2%	-5%	3507
6	👤 Michala Danielsen	👤 Julia Rasmussen	👤 Maja Raun 👤 Laura Sif Wichmann	Denmark	9.19	9.56	+15%	-12%	-5%	3504
7	👤 Tsz Lam Chan 👤 Tsz Ching Yuen	👤 Hei Ching Lai	👤 Lok Ching Wong	Hong Kong, China	6	6.36	+9%	-7%	-7%	3508
8	👤 Sophie Dumont 👤 Sydney Stevens	👤 Meghan McGill	👤 Jocelyn Simon	Canada	5.14	6.49	-12%	-10%	+0%	758
9	👤 Priya Antes 👤 Claire Scott	👤 Isla Gleeson	👤 Maya Proper	United States of America	4.86	6.97	-21%	-7%	-5%	767
10	👤 Paige Baker 👤 Abby Rorison	👤 Kaeli Killins	👤 Leah Neufeld	Canada	0.7	2.17	-57%	-15%	-12%	759

Event: Single Rope Individual Freestyle		Division: IOT	Gender: Male	Age Group: 12-15			Event ID: 0	
Place	Participants	Team	Total	Diff (D)	Pres (P)	Miss (M)	Req EI (Q)	Entry #
1	👤 Ho Yiu Tang	Hong Kong, China	10.11	11.46	-2%	-10%	+0%	3124
2	👤 Hukehuai Tian	China	9.78	11.21	-11%	+0%	-2%	4994
3	👤 Seojun Kim	Korea	9.48	9.46	+11%	-5%	-5%	3129
4	👤 Len Bruers	Belgium	9.13	10.27	+4%	-10%	-5%	3123
5	👤 August Robinson	United States of America	8.64	8.37	+11%	-7%	+0%	182
6	👤 Doha Kim	Korea	8.06	8.48	+0%	-5%	+0%	3128
7	👤 Guochen Lyu	China	7.82	9.66	-13%	-5%	-2%	4995
8	👤 Huet Cuthbertson	United States of America	7.13	7.66	-5%	+0%	-2%	183
9	👤 Siu Hang Fong	Hong Kong, China	6.76	10.77	-18%	-15%	-10%	3125
10	👤 NAMAN MANOJ GANGWAL	India	6.15	9.4	-26%	-7%	-5%	3126
11	👤 Malcolm Bruinsma	Canada	5.33	7.8	-16%	-17%	-2%	175
12	👤 Timothy Groves	Australia	5.29	7.15	-9%	-17%	-2%	3121
13	👤 Charlie Higgs	Australia	4.74	6.24	-20%	-5%	+0%	3122
14	👤 ESHAN CHANDRAHAS PUTHRAN	India	2.44	6.18	-50%	-15%	-7%	3127

Event: Single Rope Individual Freestyle		Division: IOT	Gender: Male	Age Group: 30+			Event ID: 0	
Place	Participants	Team	Total	Diff (D)	Pres (P)	Miss (M)	Req EI (Q)	Entry #
1	👤 Kwun Kit Wong	Hong Kong, China	7.76	7.31	+18%	-10%	+0%	3041
2	👤 Tshilwane Sonopo	South Africa	5.56	8.49	-23%	-15%	+0%	47
3	👤 Brian Sherman	United States of America	5.53	8.23	-19%	-17%	+0%	48

Event: Single Rope Individual Freestyle		Division: IOT	Gender: Male	Age Group: 30+			Event ID: 0	
Place	Participants	Team	Total	Diff (D)	Pres (P)	Miss (M)	Req EI (Q)	Entry #
4	Samuel Faris	Canada	5.48	10.19	-31%	-22%	+0%	43

Single Rope Individual Freestyle Verified Results

IJRU 2023 World Championships Results






















Event: Single Rope Individual Freestyle		Division: IOT	Gender: Male	Age Group: 16-18 (S)			Event ID: 0	
Place	Participants	Team	Total	Diff (D)	Pres (P)	Miss (M)	Req EI (Q)	Entry #
1	Ryan Rogers	United States of America	17.8	15.95	+24%	-10%	+0%	833
2	Hon Man Chan	Hong Kong, China	15.05	14.25	+10%	-2%	-2%	3540
3	Seungheon Han	Korea	14.47	11.81	+29%	-5%	+0%	3541
4	Jacob Nussey	Canada	14.18	12.12	+17%	+0%	+0%	815
5	Jacob Amster	United States of America	13.78	12.98	+18%	-10%	+0%	832
6	Jytse Peeters	Belgium	12.93	13.26	+7%	-7%	-2%	814
7	Wing Lam Cheung	Hong Kong, China	11.85	12.95	+4%	-12%	+0%	3539
8	Jiawei Chen	China	11.6	11.6	+2%	-2%	+0%	818
9	Kaiyu Xie	China	11.56	12.43	+0%	-7%	+0%	817
10	Semih Göktepe	Germany	10.76	10.92	+6%	-7%	+0%	3538
11	Alfred Roed Grarup	Denmark	10.17	10.56	+7%	-10%	+0%	3536
12	Thato Mabitso	South Africa	9.63	11.22	+1%	-15%	+0%	3543
13	Gabriel Nordin	Sweden	9.52	10.04	+2%	-7%	+0%	3545
14	Simon Jahn	Germany	9.28	9.59	+10%	-12%	+0%	3537
15	Garrett Bruinsma	Canada	8.95	11.59	-7%	-17%	+0%	816
16	SHENG-BIN 聖賓 WANG王	Chinese Taipei	8.66	9.61	+2%	-7%	-5%	3535
17	Jihun Lee	Korea	8.57	10.32	-6%	-7%	-5%	3542
18	Ewoud Maelfeyt	Belgium	8.21	9.7	-6%	-10%	+0%	813

Event: Single Rope Individual Freestyle		Division: IOT	Gender: Male	Age Group: 16-18 (S)			Event ID: 0	
Place	Participants	Team	Total	Diff (D)	Pres (P)	Miss (M)	Req EI (Q)	Entry #
19	Christian Maskito	Australia	6.22	8.79	-18%	-12%	-2%	3534
20	Tshiamo Matlhoane	South Africa	4.48	6.92	-34%	-2%	+0%	3544

Single Rope Individual Freestyle Verified Results

IJRU 2023 World Championships Results

Event: Single Rope Individual Freestyle		Division: IOT	Gender: Male	Age Group: 19+ (S)			Event ID: 0	
Place	Participants	Team	Total	Diff (D)	Pres (P)	Miss (M)	Req EI (Q)	Entry #
1	Samuel Denham	United States of America	18.42	15.39	+26%	-5%	+0%	980
2	Haejun Lee	Korea	18.11	15.15	+22%	-2%	+0%	3638
3	Ben Cooper	Australia	17.38	14.19	+25%	-2%	+0%	3631
4	Thomas Cunningham	Canada	17.37	15.24	+20%	-5%	+0%	966
5	Chongyang Zhang	China	12.9	14.15	-4%	-5%	+0%	969
6	Jongmin Choi	Korea	11.64	11.05	+17%	-10%	+0%	3637
7	Ajani Robinson	United States of America	11.04	11.79	+4%	-10%	+0%	981
8	Pak Hung Cheung	Hong Kong, China	10.98	11.86	+5%	-10%	-2%	3635
9	Everett Graham	Canada	10.86	10.87	+11%	-10%	+0%	967
10	Max Polenske	Germany	10.66	13.06	-4%	-15%	+0%	3634
11	Chi Hung Wong	Hong Kong, China	9.93	11.26	-2%	-10%	+0%	3636
12	Xiaolin Cen	China	9.2	11.24	-7%	-12%	+0%	968
13	Thomas Norman	Australia	8.49	10.04	-11%	-5%	+0%	3630
14	Jonas Witte	Germany	6.78	9.47	-17%	-12%	-2%	3633
15	Marcel Friedl	Austria	6.4	9.77	-24%	-12%	-2%	3632
16	Svante Bengtson	Sweden	5.32	9.56	-33%	-17%	+0%	3640
17	Kagiso Phologolo	South Africa	5.18	9.18	-32%	-17%	+0%	3639

Event: Single Rope Individual Freestyle		Division: IOT	Gender: Female	Age Group: 12-15			Event ID: 0	
Place	Participants	Team	Total	Diff (D)	Pres (P)	Miss (M)	Req EI (Q)	Entry #
1	 Annie Myburgh	Australia	22.1	16.39	+45%	-7%	+0%	3105
2	 Katie Snyder	United States of America	21.6	16.84	+35%	-5%	+0%	170
3	 Sin Yu Luk	Hong Kong, China	16.61	20.57	-15%	-5%	+0%	3115
4	 Hiu Lam Chan	Hong Kong, China	16.42	18.24	-10%	+0%	+0%	3116
5	 Sára Dorka Magyar	Hungary	14.94	12.75	+26%	-7%	+0%	3118
6	 Xiyue Jiang	China	14.58	15.82	-1%	-5%	-2%	4993
7	 Jinte Raai	Belgium	14.56	17.2	-4%	-10%	-2%	3109
8	 Gabrielle Mol	Australia	13.89	14.32	+10%	-10%	-2%	3106
9	 Chuqi Chen	China	13.19	14.65	+0%	-10%	+0%	159
10	 Szonja Anna Kádár	Hungary	12.8	12.51	+10%	-7%	+0%	3117
11	 Mathilde Andersson	Denmark	11.29	12.53	+2%	-7%	-5%	3111
12	 Floor Van Acker	Belgium	10.22	11.68	-1%	-7%	-5%	3110
13	 Yara Sinnott	United States of America	9.11	12.13	-15%	-7%	-5%	171
14	 Antonia Steiner	Austria	9.05	8.92	+9%	-5%	-2%	3107
15	 Presley Hickie	Canada	8.88	8.06	+16%	-5%	+0%	157
16	 Sena Idil Tamer	Germany	8.51	12.23	-13%	-20%	+0%	3113
17	 Michala Danielsen	Denmark	6.23	6.85	+1%	-10%	+0%	3112
18	 Marlene Theresa Bringmann	Germany	5.71	10.2	-30%	-20%	+0%	3114
19	 Theresa Kranacher	Austria	3.67	4.89	-15%	-5%	-7%	3108
20	 Lexi Killins	Canada	3.18	7.51	-47%	-20%	+0%	158
21	 RAJUL ANUP LUNKAD	India	2.62	5.21	-43%	-10%	-2%	3120

Event: Single Rope Individual Freestyle		Division: IOT	Gender: Female	Age Group: 12-15			Event ID: 0	
Place	Participants	Team	Total	Diff (D)	Pres (P)	Miss (M)	Req EI (Q)	Entry #
22	👤 TANVI LALIT NEMADE	India	0.85	3.26	-67%	-17%	-5%	3119

Single Rope Individual Freestyle Verified Results

IJRU 2023 World Championships Results

Event: Single Rope Individual Freestyle		Division: IOT	Gender: Female	Age Group: 30+			Event ID: 0	
Place	Participants	Team	Total	Diff (D)	Pres (P)	Miss (M)	Req EI (Q)	Entry #
1	👤 Kaitlyn Simpson	Canada	13.4	11.66	+21%	-5%	+0%	39
2	👤 Kirstin Morris	Australia	12.58	10.97	+17%	-2%	+0%	38
3	👤 Kira Hölscheid	Germany	10.98	9.74	+15%	-2%	+0%	41
4	👤 Yuen Yu Cheung	Hong Kong, China	7.26	9.41	-17%	-7%	+0%	42
5	👤 Cathy Cunningham	Canada	5.88	5.16	+20%	+0%	-5%	40

Single Rope Individual Freestyle Verified Results

IJRU 2023 World Championships Results











Event: Single Rope Individual Freestyle		Division: IOT	Gender: Female	Age Group: 16-18 (S)			Event ID: 0	
Place	Participants	Team	Total	Diff (D)	Pres (P)	Miss (M)	Req EI (Q)	Entry #
1	👤 Analee Ricks	United States of America	26.29	19.63	+44%	-7%	+0%	811
2	👤 Majja Mans	Belgium	24.69	22.6	+15%	-5%	+0%	794
3	👤 Yewon Yu	Korea	22.58	16.34	+57%	-12%	+0%	3532
4	👤 Tabea Paul	Germany	21.81	20.68	+11%	-5%	+0%	3525
5	👤 Mirte Schuurmans	Belgium	18.42	18.06	+13%	-5%	-5%	795
6	👤 Siqi Ru	China	18.35	18.18	+3%	-2%	+0%	798
7	👤 Annika Scherer	Germany	17.46	18.05	+4%	-7%	+0%	3526
8	👤 Uen Yan Lee	Hong Kong, China	17.18	17.37	+3%	-2%	-2%	3528
9	👤 Virág Bukovszki	Hungary	16.54	18.72	-5%	-7%	+0%	3529
10	👤 Jordan Smith	Australia	16.42	16.82	+5%	-7%	+0%	3522
11	👤 Iyla King	Australia	15.62	13.6	+26%	-7%	-2%	3521
12	👤 Hiu Tung Yuen	Hong Kong, China	13.88	16.09	+0%	-12%	-2%	3527

Event: Single Rope Individual Freestyle		Division: IOT	Gender: Female	Age Group: 16-18 (S)			Event ID: 0	
Place	Participants	Team	Total	Diff (D)	Pres (P)	Miss (M)	Req EI (Q)	Entry #
13	👤 Ida Torp Carlsen	Denmark	13.62	14.54	+6%	-7%	-5%	3524
14	👤 Linyeong Kim	Korea	11.47	11.69	+9%	-10%	+0%	3533
15	👤 Selma Nielsen	Denmark	10.18	10.98	+3%	-10%	+0%	3523
16	👤 Kate Tang	United States of America	9.21	11.53	-6%	-15%	+0%	810
17	👤 Panna Podmaniczki	Hungary	9.18	13.86	-25%	-5%	-7%	3530
18	👤 Sophie Dumont	Canada	8.61	11.66	-18%	-10%	+0%	797
19	👤 Shailah Aggarson	Canada	7.98	8.75	-4%	-5%	+0%	796
20	👤 YOGITA HARSHAD SAMANT	India	4.48	6.43	-16%	-17%	+0%	3531

Single Rope Individual Freestyle Verified Results

IJRU 2023 World Championships Results

Event: Single Rope Individual Freestyle		Division: IOT	Gender: Female	Age Group: 19+ (S)			Event ID: 0	
Place	Participants	Team	Total	Diff (D)	Pres (P)	Miss (M)	Req EI (Q)	Entry #
1	👤 Elise McQueen	United States of America	23.34	16.84	+49%	-7%	+0%	962
2	👤 Svenja Reinhardt	Germany	22.74	17.22	+39%	-5%	+0%	3621
3	👤 Belinda Charlesworth	Australia	22.43	17.38	+43%	-5%	-5%	3616
4	👤 Regina Bozsik	Hungary	22.3	21.28	+15%	-7%	-2%	3625
5	👤 Dorottya Mária Zelei	Hungary	20.91	18.44	+26%	-10%	+0%	3626
6	👤 Jasmine Hawkins	Australia	20.41	16.88	+30%	-7%	+0%	3617
7	👤 Josephine Grænge Rasmussen	Denmark	19.14	18.36	+12%	-5%	-2%	3619
8	👤 Inseon Lee	Korea	16.24	15.04	+16%	-5%	-2%	3627

Event: Single Rope Individual Freestyle		Division: IOT	Gender: Female	Age Group: 19+ (S)			Event ID: 0	
Place	Participants	Team	Total	Diff (D)	Pres (P)	Miss (M)	Req EI (Q)	Entry #
9	 Stephanie Weeks	Canada	15.67	11.07	+49%	-5%	+0%	948
10	 Melina Krause	Germany	14.45	17.08	-6%	-10%	+0%	3622
11	 SHIN HANG LO	Hong Kong, China	12.84	19.37	-31%	-2%	-2%	3623
12	 Natalie "Camille" Ellis	United States of America	12.81	11.67	+22%	-10%	+0%	961
13	 Tsz Lam Chan	Hong Kong, China	12.32	13.81	-9%	-2%	+0%	3624
14	 Bomi Kim	Korea	11.31	10.05	+21%	-7%	+0%	3628
15	 Laura Francis	Denmark	10.64	12.31	-2%	-10%	-2%	3620
16	 Viktoria Krenn	Austria	7.06	9.12	-12%	-12%	+0%	3618
17	 Jordan Carr	Canada	6.99	10.03	-16%	-17%	+0%	949
18	 Lena Anna Emmenegger	Switzerland	5.65	6.47	-3%	-10%	+0%	3629

Event: Wheel Pair Freestyle		Division: IOT	Gender: Mixed	Age Group: 12-15			Event ID: 0		
Place	Participants	Team	Total	Diff (D)	Pres (P)	Miss (M)	Req EI (Q)	Entry #	
1	Xiyue Jiang Guochen Lyu	China	2.13	6.63	-58%	-10%	-15%	5002	
2	Luci Beattie Markus Foster	United States of America	0.99	3.14	-63%	-10%	-5%	360	
3	Vikki Shi Ethan Zhang	United States of America	0.66	3.83	-77%	-17%	-10%	361	
4	NAMAN MANOJ GANGWAL RAJUL ANUP LUNKAD	India	0.28	4.49	-92%	-17%	-5%	3260	

Event: Wheel Pair Freestyle		Division: IOT	Gender: Mixed	Age Group: 16-18 (allow 12+)			Event ID: 0		
Place	Participants	Team	Total	Diff (D)	Pres (P)	Miss (M)	Req EI (Q)	Entry #	
1	Christian Maskito Serena Maskito	Australia	4.98	6.35	-14%	-2%	-7%	3403	
2	Jonas Asher Jaryn Green	United States of America	4.78	7.06	-25%	-5%	-5%	594	
3	Isla Gleeson John Moses	United States of America	4.23	6.75	-29%	-7%	-5%	593	
4	Jesse Madden Laura Madden	Australia	2.29	5.78	-51%	-10%	-10%	3402	
5	MANAS MAHESH MUNGI YOGITA HARSHAD SAMANT	India	1.64	4.86	-55%	-12%	-15%	3404	

Event: Wheel Pair Freestyle		Division: IOT	Gender: Mixed	Age Group: 30+			Event ID: 0		
Place	Participants	Team	Total	Diff (D)	Pres (P)	Miss (M)	Req EI (Q)	Entry #	

Event: Wheel Pair Freestyle		Division: IOT	Gender: Mixed	Age Group: 19+			Event ID: 0		
Place	Participants	Team	Total	Diff (D)	Pres (P)	Miss (M)	Req EI (Q)	Entry #	
1	Porter Ballard Brita Lindstrom	United States of America	6.85	6.79	+3%	+0%	-2%	790	
2	Zoe Grotegut Noah Hirsch	United States of America	1.99	6.3	-60%	-15%	-7%	791	

Event: Wheel Pair Freestyle			Division: IOT	Gender: Male	Age Group: 12-15			Event ID: 0	
Place	Participants	Team	Total	Diff (D)	Pres (P)	Miss (M)	Req EI (Q)	Entry #	
1	Hukehuai Tian Yanqi Zeng	China	4.32	8.02	-37%	-5%	-10%	5001	

Wheel Pair Freestyle [Verified Results](#)

IJRU 2023 World Championships Results

Event: Wheel Pair Freestyle			Division: IOT	Gender: Male	Age Group: 16-18 (allow 12+)			Event ID: 0	
Place	Participants	Team	Total	Diff (D)	Pres (P)	Miss (M)	Req EI (Q)	Entry #	
1	Logan Maldonado Dylan Workman	United States of America	7.38	7.24	+4%	-2%	+0%	589	

Wheel Pair Freestyle [Verified Results](#)

IJRU 2023 World Championships Results

Event: Wheel Pair Freestyle			Division: IOT	Gender: Male	Age Group: 30+			Event ID: 0	
Place	Participants	Team	Total	Diff (D)	Pres (P)	Miss (M)	Req EI (Q)	Entry #	

Wheel Pair Freestyle [Verified Results](#)

IJRU 2023 World Championships Results

Event: Wheel Pair Freestyle			Division: IOT	Gender: Male	Age Group: 19+			Event ID: 0	
Place	Participants	Team	Total	Diff (D)	Pres (P)	Miss (M)	Req EI (Q)	Entry #	
1	Jiawei Chen Chongyang Zhang	China	11.3	12.14	+0%	-2%	-5%	787	
2	Xiaolin Cen Kaiyu Xie	China	4.8	7.44	-27%	-7%	-5%	786	
3	Jacob Amster Connor Kraska	United States of America	3.96	5.7	-23%	-5%	-5%	788	
4	Austin Claar Zach deBeauclair	United States of America	2.94	6.64	-47%	-12%	-5%	789	

Wheel Pair Freestyle [Verified Results](#)

IJRU 2023 World Championships Results

Event: Wheel Pair Freestyle			Division: IOT	Gender: Female	Age Group: 12-15			Event ID: 0	
Place	Participants	Team	Total	Diff (D)	Pres (P)	Miss (M)	Req EI (Q)	Entry #	
1	Lara Kaló Sára Dorka Magyar	Hungary	10.46	8.28	+33%	-5%	+0%	3258	
2	Bernadett Balázs Zselyke Gréta Mester	Hungary	10.35	9.11	+22%	-5%	-2%	3257	
3	Olivia Crank Louisa Mol	Australia	7.87	7.4	+12%	+0%	-5%	3253	

Event: Wheel Pair Freestyle			Division: IOT	Gender: Female	Age Group: 12-15			Event ID: 0	
Place	Participants	Team	Total	Diff (D)	Pres (P)	Miss (M)	Req EI (Q)	Entry #	
4	Gabrielle Adley Arielle Tillery	United States of America	7.77	8.38	+5%	-5%	-7%	358	
5	Elise Drogies Frieda Rauscher	Germany	6.27	6.73	+9%	-5%	-10%	3255	
6	Ronja Block Nadira El Ghoul	Germany	5.58	6.66	-8%	-7%	-2%	3256	
7	Anya Aronne Madison Leonard	United States of America	5.31	5.53	-2%	-2%	+0%	357	
8	NIYATI PANKAJ CHHORIYA MARVI SHEETALKUMAR HIRAN	India	3.54	5.36	-29%	-5%	-2%	3259	
9	Sara Poulsen Mathilde Vig Jeppesen	Denmark	2.83	4.31	-17%	-10%	-12%	3254	
10	Chloe Bucklar Emily O'Brien	Australia	2.31	4.13	-31%	-10%	-10%	3252	

Wheel Pair Freestyle Verified Results

IJRU 2023 World Championships Results

Event: Wheel Pair Freestyle			Division: IOT	Gender: Female	Age Group: 16-18 (allow 12+)			Event ID: 0	
Place	Participants	Team	Total	Diff (D)	Pres (P)	Miss (M)	Req EI (Q)	Entry #	
1	Lea Friedrich Tabea Paul	Germany	15.8	11.45	+38%	+0%	+0%	3398	
2	Leonie Mathilda Kramer Fabienne Wilk	Germany	15.65	13.47	+21%	-2%	-2%	3399	
3	Chloe Mol Breeanna Townsend	Australia	13.29	13.1	+9%	-2%	-5%	3396	
4	Phoebe Bruhn Anabelle Julias	Australia	10.49	10.93	+1%	-5%	+0%	3395	
5	Taylor Fox Liora Lovins	United States of America	9.86	9.49	+6%	+0%	-2%	588	
6	Willow Golds Kate Tang	United States of America	8.42	9.25	+3%	-7%	-5%	587	
7	Panna Podmaniczki Gréta Sebesy	Hungary	8.22	9.59	-6%	-7%	-2%	3401	
8	Anna Pécsi Gréta Pécsi	Hungary	7.79	9.74	-14%	-7%	+0%	3400	
9	Katrine Ellegaard Emilie Hess	Denmark	5.67	6.01	+9%	-7%	-7%	3397	
10	Meghan Booth Alexis Dias	Canada	3.61	5.63	-29%	-5%	-5%	580	

Event: Wheel Pair Freestyle			Division: IOT	Gender: Female	Age Group: 16-18 (allow 12+)			Event ID: 0	
Place	Participants	Team	Total	Diff (D)	Pres (P)	Miss (M)	Req EI (Q)	Entry #	
11	Paige Lucas Alyssa Peterson	Canada	1.85	3.16	-24%	-7%	-17%	581	

Wheel Pair Freestyle Verified Results

IJRU 2023 World Championships Results

Event: Wheel Pair Freestyle			Division: IOT	Gender: Female	Age Group: 30+			Event ID: 0	
Place	Participants	Team	Total	Diff (D)	Pres (P)	Miss (M)	Req EI (Q)	Entry #	

Wheel Pair Freestyle Verified Results

IJRU 2023 World Championships Results

Event: Wheel Pair Freestyle			Division: IOT	Gender: Female	Age Group: 19+			Event ID: 0	
Place	Participants	Team	Total	Diff (D)	Pres (P)	Miss (M)	Req EI (Q)	Entry #	
1	Bianca Illing Simone Illing	Germany	13.91	14.5	+1%	-5%	+0%	3520	
2	Ronja Höfers Sarah Höfers	Germany	12.98	11.19	+16%	+0%	+0%	3519	
3	Maja Raun Laura Sif Wichmann	Denmark	8.1	7.77	+12%	-5%	-2%	3518	
4	Brooklyn Hoddinott Jessica Stewart	Australia	5.97	7.86	-14%	-5%	-7%	3515	
5	Sydney Schmidt Rylee Turnbow	United States of America	5.11	7.55	-25%	-5%	-5%	784	
6	Jasmine Hawkins Jordan Smith	Australia	4.95	7.89	-25%	-10%	-7%	3516	
7	Alycia Kibby Lindsey Sneij	United States of America	2.63	4.46	-31%	-5%	-10%	83	
8	Rikke Francis Karina Helbo	Denmark	2.34	4.41	-33%	-7%	-15%	3517	
9	Alix Beattie Hailee Ward	United States of America	1.9	6.48	-66%	-12%	-2%	785	
10	Paige Baker Abby Rorison	Canada	1.75	3.94	-40%	-5%	-22%	780	

Event: Wheel Pair Freestyle		Division: JWC		Gender: Mixed		Age Group: 12-15			Event ID: 0	
Place	Participants	Team	Total	Diff (D)	Pres (P)	Miss (M)	Req EI (Q)	Entry #		
1	Yishan Guo Lang Ming	China	11.76	13.2	-1%	+0%	-10%	4097		
2	Maverick Larkin Matilda Whyte	Australia	5.16	8	-27%	-7%	-5%	4095		
3	Kyle Yan Emily Yuan	United States of America	5.04	8.03	-25%	-7%	-10%	1688		
4	Rino Kurihara Taisei Mitsugi	Japan	4.69	6.48	-18%	-7%	-5%	4100		
5	Seoyul Choi Namgyeong Kim	Korea	3.68	5.66	-22%	-2%	-15%	4101		
6	Kate Cheney Cameron Whyte	Australia	1.84	4.73	-52%	-10%	-10%	4096		
7	Bree Hall Zach Peckman	United States of America	1.7	4.31	-49%	-7%	-17%	1689		
8	Nikhil Antes Lily Plotnick	United States of America	1.44	3.64	-55%	-2%	-10%	1687		
9	ESHAN CHANDRAHAS PUTHRAN TANVI LALIT NEMADE	India	0.27	5.14	-93%	-15%	-12%	4099		
10	Ponkamon Aiadpradit Worawet Logat	Thailand	0	3.34	-100%	-15%	-32%	5025		

Event: Wheel Pair Freestyle		Division: JWC		Gender: Male		Age Group: 12-15			Event ID: 0	
Place	Participants	Team	Total	Diff (D)	Pres (P)	Miss (M)	Req EI (Q)	Entry #		
1	Dongyoung Kim Minseop Kim	Korea	5.97	8.41	-17%	-5%	-10%	4094		
2	Patric Birrer Case Twitchell	United States of America	5.8	6.85	-9%	+0%	-7%	1678		
3	Ethan Justin Ryan Justin	Canada	5.48	8.92	-36%	-2%	-2%	1671		
4	Kanshiro Hirose Naotaka Uchida	Japan	4.73	5.3	-7%	-2%	-2%	4092		
5	August Robinson Ethan Yao	United States of America	4.05	8	-36%	-7%	-15%	1679		
6	Satoru Hiura Yuki Sakamoto	Japan	3.22	6.4	-43%	-7%	-5%	4093		

Event: Wheel Pair Freestyle			Division: JWC	Gender: Female	Age Group: 12-15			Event ID: 0	
Place	Participants	Team	Total	Diff (D)	Pres (P)	Miss (M)	Req EI (Q)	Entry #	
1	Prerachaya Plubpla Preraya Plubpla	Thailand	25.31	17.81	+45%	+0%	-2%	5024	
2	Marlene Theresa Bringmann Marlene Grajcar	Germany	11.59	9.97	+21%	-2%	-2%	4086	
3	Olivia Hall Morgan Jones	Australia	10.42	8.54	+27%	-2%	-2%	4084	
4	Berit Blankenship Katie Snyder	United States of America	10.08	9.65	+10%	-5%	+0%	1668	
5	Carlotta Pohl Raya Sophie Seidler	Germany	9.89	9	+18%	-2%	-5%	4085	
6	Ava Huston Annie Myburgh	Australia	7.28	11.17	-22%	-12%	-5%	4082	
7	Rebeka Fónai Emilia Szabó	Hungary	5.43	7.78	-19%	-12%	-2%	4088	
8	Gabrielle Mol Holly Rhind	Australia	4.08	9.7	-45%	-15%	-10%	4083	
9	Leefke Gaßner Julina Mössinger	Germany	3.92	6.84	-35%	-10%	-2%	4087	
10	Molly Caldwell-Kepner Nadia Karapuda	United States of America	3.21	5.69	-34%	-10%	-5%	1669	
11	Vienna Bielicz Hannah Evans	Canada	2.43	4.06	-24%	-5%	-17%	1662	
12	Mary Ellis Merritt Yara Sinnott	United States of America	1.9	4.75	-51%	-12%	-7%	1670	
13	Ella Harris Quinn MacArthur	Canada	1.81	3.01	-26%	-2%	-17%	1663	

Event: Single Rope Individual Freestyle		Division: WC	Gender: Male	Age Group: 16+ (S)			Event ID: 0	
Place	Participants	Team	Total	Diff (D)	Pres (P)	Miss (M)	Req EI (Q)	Entry #
1	Changhyeok Yang	Korea	77.25	45.7	+76%	-2%	-2%	4282
2	Kaiya Inaba	Japan	76.86	48.34	+59%	+0%	+0%	4279
3	Jelle Van Heesbeke	Belgium	69.6	46.08	+59%	+0%	-5%	1907
4	Tin Yau Wong	Hong Kong, China	67.39	45.54	+51%	-2%	+0%	4276
5	Chu Ting Ho	Hong Kong, China	62.94	38	+69%	-2%	+0%	4275
6	Wonwoo Kim	Korea	62.89	38.2	+68%	-2%	+0%	4281
7	Kan Takemura	Japan	55.71	41.03	+46%	-7%	+0%	4278
8	Kobe Caryn	Belgium	46.81	38.2	+29%	-5%	+0%	1908
9	Luke Boon	Australia	43.15	23.93	+84%	-2%	+0%	4259
10	Eric Seeger	Germany	40.8	26.51	+62%	-5%	+0%	4273
11	Jiwoo Choi	Korea	38.43	27.33	+48%	-5%	+0%	4283
12	Seth Ingram	United States of America	38.33	23.28	+68%	-2%	+0%	1938
13	Porter Ballard	United States of America	36.27	20.64	+85%	-5%	+0%	1940
14	Yun San Leung	Hong Kong, China	35.78	35.08	+22%	-12%	-5%	4274
15	Tobias Freyvall Jonassen	Denmark	34.12	26.58	+31%	-2%	+0%	4269
16	CHENG-YANG政陽 LI李	Chinese Taipei	27.63	26.93	+14%	-10%	+0%	4265
17	Alfred Wulf-Andersen	Denmark	27.46	23.81	+24%	-7%	+0%	4267
18	Florian Bluemel	Austria	24.77	15.8	+60%	-2%	+0%	4261
19	Robin Krauß	Germany	23.87	26.84	+4%	-10%	-5%	4272
20	Dominik Friedl	Austria	23.83	20.69	+28%	-10%	+0%	4262
21	Rowan Reef	Canada	23.18	17.81	+37%	-5%	+0%	1910
22	Samuel George	Australia	22.26	13.95	+68%	-5%	+0%	4260
23	Moritz Kumpf	Germany	21.63	24.17	+10%	-17%	-2%	4271

Event: Single Rope Individual Freestyle		Division: WC	Gender: Male	Age Group: 16+ (S)				Event ID: 0
Place	Participants	Team	Total	Diff (D)	Pres (P)	Miss (M)	Req EI (Q)	Entry #
24	Noah Villedieu	France	21.03	23.36	+10%	-12%	-7%	4270
25	Owen Lucas	Canada	20.47	17.89	+30%	-12%	+0%	1912
26	Tzu Hsiang CHIEN	Chinese Taipei	20.45	17.43	+33%	-10%	-2%	4266
27	Tim Branswyk	Belgium	20.32	26.47	-11%	-12%	-2%	1909
28	Mkhululi Gosa	South Africa	18.97	15.11	+35%	-7%	+0%	4287
29	João Rodrigues	Portugal	18.74	15.74	+28%	-7%	+0%	4285
30	Jonas Kretschmer	Austria	18.25	16.77	+17%	-7%	+0%	4263
31	Marcus Lu-Nielsen	Denmark	18.05	16.91	+21%	-10%	-2%	4268
32	Connor Kraska	United States of America	17.77	15.65	+29%	-12%	+0%	1939
33	Parker Campbell	Canada	17.73	13.93	+34%	-5%	+0%	1911
34	Malusi Tumtumana	South Africa	16.33	14.63	+20%	-7%	+0%	4288
35	Ádám Imre Tóth	Hungary	14.33	15.77	+1%	-10%	+0%	4277
36	Paulo Lima	Portugal	11.63	13.06	+1%	-10%	-2%	4284
37	Diteko Matlape	South Africa	6.67	9.45	-17%	-15%	+0%	4286
38	Martin Angst	Switzerland	6.23	12.11	-30%	-25%	-2%	5037























Single Rope Individual Freestyle Verified Results

IJRU 2023 World Championships Results

Event: Single Rope Individual Freestyle		Division: WC	Gender: Female	Age Group: 16+ (S)				Event ID: 0
Place	Participants	Team	Total	Diff (D)	Pres (P)	Miss (M)	Req EI (Q)	Entry #
1	Eunseo Lee	Korea	32.79	21.43	+53%	+0%	+0%	4199
2	Larissa Premereur	Belgium	30.2	26.71	+19%	-5%	+0%	1789
3	Lilla Hanuszik	Hungary	29.28	25.79	+29%	-12%	+0%	4194

Event: Single Rope Individual Freestyle		Division: WC	Gender: Female	Age Group: 16+ (S)			Event ID: 0	
Place	Participants	Team	Total	Diff (D)	Pres (P)	Miss (M)	Req EI (Q)	Entry #
4	👤 Leandra Krause	Germany	25.84	21.59	+26%	-5%	+0%	4187
5	👤 Lorena Premereur	Belgium	25.15	26.78	+1%	-7%	+0%	1788
6	👤 Marie Broen Magersholt	Denmark	21.63	17.11	+29%	-2%	+0%	4181
7	👤 Tess Burm	Belgium	21.62	21.07	+8%	-5%	+0%	1790
8	👤 Sydney Nicholls	Canada	21.56	15.83	+39%	-2%	+0%	1791
9	👤 Olivia Gessner	Germany	21.52	16.51	+40%	-5%	-2%	4188
10	👤 Emma Jackson	Australia	21.26	19.88	+15%	-7%	+0%	4172
11	👤 Janine Liss	Germany	20.91	16.88	+29%	-2%	-2%	4186
12	👤 Barbara Ágoston	Hungary	20.6	20.51	+8%	-7%	+0%	4193
13	👤 Lauren Ellis	United States of America	19.48	20.04	+8%	-10%	+0%	1824
14	👤 YU-SIN CHANG	Chinese Taipei	19.21	19.84	+10%	-12%	+0%	4179
15	👤 Friderika Fónai	Hungary	18.08	19.13	+5%	-10%	+0%	4192
16	👤 Ashley "Renee" Ellis	United States of America	17.88	18.74	+6%	-10%	+0%	1823
17	👤 Nga Hei Siu	Hong Kong, China	17.28	24.84	-29%	-2%	+0%	4189
18	👤 Megumi Masuda	Japan	16.87	13.04	+32%	-2%	+0%	4197
19	👤 Abigail Maraux	France	16.81	16.09	+10%	-5%	+0%	4185
20	👤 Dahye Lee	Korea	16.25	17.93	+3%	-12%	+0%	4198
21	👤 Gwenaëlle Maraux	France	16.07	15.1	+12%	-5%	+0%	4183
22	👤 Jemma Bihari	Australia	15.75	15.57	+19%	-15%	+0%	4170
23	👤 Hiu Lam Chan	Hong Kong, China	15.73	16.13	+7%	-7%	-2%	4190
24	👤 Chloe Mol	Australia	15.6	15.91	+11%	-7%	-5%	4171
25	👤 Katelyn Starr	Canada	15.57	16.08	+10%	-12%	+0%	1792

Event: Single Rope Individual Freestyle		Division: WC	Gender: Female	Age Group: 16+ (S)			Event ID: 0	
Place	Participants	Team	Total	Diff (D)	Pres (P)	Miss (M)	Req EI (Q)	Entry #
26	👤 Tingting Du	China	15.36	20.65	-13%	-10%	-5%	4177
27	👤 Thea Weinitz	Sweden	14.87	14.73	+3%	-2%	+0%	4201
28	👤 Alix Beattie	United States of America	14.84	14.96	+15%	-12%	-2%	1825
29	👤 Lou Aubree	France	14.66	16.13	+1%	-10%	+0%	4184
30	👤 Yu-Ching Hung	Chinese Taipei	14.16	15.86	-4%	-7%	+0%	4180
31	👤 Ziyao Ma	China	13.98	15.68	-9%	-2%	+0%	4176
32	👤 Hannah Göttfert	Austria	13.75	15.14	+9%	-15%	-2%	4173
33	👤 Hyunji Kim	Korea	13.6	15.39	-7%	-5%	+0%	4200
34	👤 Ryoka Ebihara	Japan	12.74	12.53	+7%	-5%	+0%	4196
35	👤 Celia Tellenbach	Switzerland	12.16	10.45	+25%	-5%	-2%	5032
36	👤 Ina Murmark	Sweden	12.15	10.97	+13%	-2%	+0%	4202
37	👤 Jennifer Kirkland	Canada	9.99	9.74	+8%	-5%	+0%	1793
38	👤 Yin Ting Poon	Hong Kong, China	9.92	11.83	-8%	-7%	-2%	4191
39	👤 Natacha Vincent	Denmark	9.76	8.89	+18%	-7%	+0%	4182
40	👤 Sheryl Fischlin	Switzerland	9.31	11.91	-8%	-15%	+0%	5033
41	👤 Jasmin Geist	Austria	7.37	9.44	-6%	-17%	+0%	4175
42	👤 Tessa van der Mark	The Netherlands	7.19	8.98	-9%	-12%	+0%	1822
43	👤 Valérie Von Büren	Switzerland	6.64	8.96	-6%	-17%	-5%	5034
44	👤 JIA-YI家儀 SU蘇	Chinese Taipei	6.63	12.43	-32%	-20%	-2%	4178
45	👤 Sara Palmetzhofer	Austria	4.93	8.62	-27%	-20%	-2%	4174
46	👤 YOGITA HARSHAD SAMANT	India	2.29	5.74	-53%	-15%	+0%	4195

Event: Single Rope Individual Freestyle		Division: JWC	Gender: Male	Age Group: 12-15			Event ID: 0	
Place	Participants	Team	Total	Diff (D)	Pres (P)	Miss (M)	Req EI (Q)	Entry #
1	 Cheuk Hing Ke	Hong Kong, China	46.98	36.83	+37%	-5%	-2%	3838
2	 Cheuk Lam Ke	Hong Kong, China	42.27	33.44	+29%	-2%	+0%	3837
3	 Maverick Larkin	Australia	40.85	28.31	+55%	-5%	-2%	3832
4	 Kei Hashimoto	Japan	40.81	28.14	+48%	-2%	+0%	3843
5	 Uk Choi	Korea	40.23	30.69	+38%	-5%	+0%	3844
6	 Minseop Kim	Korea	34.24	24.86	+45%	-5%	+0%	3845
7	 Kanshiro Hirose	Japan	32.73	25.32	+39%	-7%	+0%	3842
8	 Tsukasa Hattori	Japan	29.71	24.35	+22%	+0%	+0%	3841
9	 Patric Birrer	United States of America	26.71	20.96	+37%	-7%	+0%	1292
10	 Ka Lok Ng	Hong Kong, China	24.23	23.4	+9%	-5%	+0%	3839
11	 Sterre Van Den Steen	Belgium	21.85	23.74	+1%	-7%	-2%	1271
12	 Namgyeong Kim	Korea	20.53	20.29	+15%	-12%	+0%	3846
13	 Logan Maldonado	United States of America	20.26	15.66	+32%	-2%	+0%	1290
14	 Jinhang Li	China	19.61	20.08	+5%	-7%	+0%	1277
15	 Mattis Amerijckx	Belgium	17.84	21.11	-2%	-12%	-2%	1270
16	 Matteo Cocquyt	Belgium	17.81	15.67	+16%	-2%	+0%	1269
17	 Bolin Chen	China	17.79	16.62	+15%	-5%	-2%	1275
18	 Yanqi Zeng	China	17.77	19.27	-4%	-2%	-2%	5006
19	 Cameron Whyte	Australia	15.64	13.9	+25%	-10%	+0%	3833
20	 Max Weber	Germany	14.31	15.06	+0%	-5%	+0%	3835
21	 Ethan Justin	Canada	14.16	13.43	+11%	-5%	+0%	1273
22	 Owen Willing	United States of America	12.43	14.85	-7%	-10%	+0%	1291

Event: Single Rope Individual Freestyle		Division: JWC	Gender: Male	Age Group: 12-15			Event ID: 0	
Place	Participants	Team	Total	Diff (D)	Pres (P)	Miss (M)	Req EI (Q)	Entry #
23	👤 NAMAN MANOJ GANGWAL	India	9.91	13.32	-13%	-10%	-5%	3840
24	👤 Nick Whitney	Australia	9.81	11.57	-7%	-7%	-2%	3834
25	👤 Ryan Justin	Canada	8.66	12.18	-21%	-10%	+0%	1274
26	👤 Lachlan Marquis	Canada	5.21	7.54	-17%	-15%	-2%	1272
27	👤 Florian Gehre	Germany	4.02	8.27	-33%	-22%	-7%	3836

Single Rope Individual Freestyle Verified Results

IJRU 2023 World Championships Results

Event: Single Rope Individual Freestyle		Division: JWC	Gender: Female	Age Group: 12-15			Event ID: 0	
Place	Participants	Team	Total	Diff (D)	Pres (P)	Miss (M)	Req EI (Q)	Entry #
1	👤 Kono Suzuki	Japan	40.54	28.26	+51%	-5%	+0%	3795
2	👤 Woojeong Lee	Korea	26.08	23.76	+12%	-2%	+0%	3796
3	👤 Jill Lombaerts	Belgium	26.02	27.39	-5%	+0%	+0%	1176
4	👤 Sakura Nishizawa	Japan	25.2	18.11	+42%	-2%	+0%	3794
5	👤 Emi Ihara	Japan	23.08	24.03	+0%	-2%	-2%	3793
6	👤 Ida Buttenschøn	Denmark	18.06	15.05	+29%	-7%	+0%	3783
7	👤 Olivia Hall	Australia	17.31	15.07	+26%	-7%	-2%	3773
8	👤 Aline Corrijn	Belgium	17.16	22.88	-25%	+0%	+0%	1175
9	👤 Jiwon Choi	Korea	16.8	17.72	+4%	-7%	-2%	3797
10	👤 Madeleine Garrison	United States of America	16.74	13.58	+37%	-10%	+0%	1206
11	👤 Ava Huston	Australia	15.61	13.01	+20%	+0%	+0%	3774
12	👤 Boglárka Prokaj	Hungary	14.45	16.73	-4%	-10%	+0%	3792
13	👤 Frida Murmark	Sweden	13.66	12.55	+17%	-7%	+0%	3799
14	👤 Lena Ertler	Austria	13.08	14.35	-2%	-7%	+0%	3776
15	👤 Lilla Nemes	Hungary	12.71	14.74	+6%	-17%	-2%	3791
16	👤 Ronja Block	Germany	12.7	13.79	-1%	-7%	+0%	3786
17	👤 JIA LING PAI	Chinese Taipei	12.46	17.31	-20%	-10%	+0%	3779

Event: Single Rope Individual Freestyle		Division: JWC	Gender: Female	Age Group: 12-15			Event ID: 0	
Place	Participants	Team	Total	Diff (D)	Pres (P)	Miss (M)	Req EI (Q)	Entry #
18	👤 Preraya Plubpla	Thailand	12.19	14.9	-12%	-7%	+0%	5017
19	👤 Matilda Whyte	Australia	12.12	14.81	-12%	-7%	+0%	3772
20	👤 Fanni Réka Kováts	Hungary	11.67	17.67	-29%	-7%	+0%	3790
21	👤 Jasmina Skaarup	Denmark	11.25	13.27	-7%	-7%	-2%	3782
22	👤 Emily Anderson	United States of America	11.25	13.16	-5%	-10%	+0%	1205
23	👤 Anna Witt Mortensen	Denmark	10.92	13.42	-17%	-2%	+0%	3781
24	👤 Aylla Peters	Canada	10.78	13.41	-18%	-2%	+0%	1179
25	👤 Wing Shih	Hong Kong, China	10.57	22.16	-46%	-7%	-5%	3787
26	👤 Jana Trunner	Austria	10.48	11.38	-6%	-2%	+0%	3777
27	👤 Ella Ward	Czech Republic	9.37	11.2	-10%	-7%	+0%	3780
28	👤 Lina Möller	Germany	9.35	14.08	-23%	-12%	-2%	3784
29	👤 Vera Frey	Switzerland	9.22	9.52	+2%	-5%	+0%	5016
30	👤 Pia Valerie Mercsanics	Austria	8.97	11.95	-13%	-12%	-2%	3775
31	👤 Zoe Hartman	Canada	8.9	10.89	-14%	-5%	+0%	1178
32	👤 Felicia Kustner	Germany	8.61	12.88	-24%	-12%	+0%	3785
33	👤 HAU YEE WONG	Hong Kong, China	8.39	20.47	-59%	+0%	+0%	3788
34	👤 Riley Hill	United States of America	8.39	9.91	+2%	-17%	+0%	1207
35	👤 Yishan Guo	China	7.97	13.29	-32%	-10%	-2%	5010
36	👤 Seoyul Choi	Korea	7.68	10.15	-11%	-15%	+0%	3798
37	👤 Tsz Ching Gustave Yeung	Hong Kong, China	6.98	15.32	-51%	-7%	+0%	3789
38	👤 Anke Vandenbussche	Belgium	6.66	14.52	-49%	-10%	+0%	1174
39	👤 YIN-CHEN 穎晨 LIN林	Chinese Taipei	3.27	5.92	-36%	-12%	-2%	3778
40	👤 Erin Jenks	Canada	3.17	6.21	-40%	-15%	+0%	1177

Event: Single Rope Pair Freestyle		Division: JWC	Gender: Mixed	Age Group: 12-15			Event ID: 0		
Place	Participants	Team	Total	Diff (D)	Pres (P)	Miss (M)	Req EI (Q)	Entry #	
1	Aoba Ikegawa Kono Suzuki	Japan	37.51	23.11	+69%	-2%	-2%	4050	
2	Rino Kurihara Taisei Mitsugi	Japan	19.06	12.56	+63%	-5%	-2%	4051	
3	Aline Corrijn Senne De Clercq	Belgium	18.81	17.42	+16%	-5%	-2%	1600	
4	Kate Cheney Cameron Whyte	Australia	12.03	10.77	+20%	-5%	-2%	4042	
5	Maverick Larkin Matilda Whyte	Australia	9.56	10.87	+2%	-12%	-2%	4041	
6	Tsz Ching Chan Tsun Ka Ho	Hong Kong, China	8.77	10.45	-5%	-7%	-5%	4048	
7	Huet Cuthbertson Camille Sinnott	United States of America	8.55	7.72	+13%	+0%	-2%	1613	
8	Kaat Defeverre Wout Horman	Belgium	7.81	14.15	-36%	-12%	-2%	1601	
9	Kaitlyn Liu Kyle Yan	United States of America	5.96	9.17	-22%	-15%	-2%	1611	
10	Chun Kin Alvin Kwok Wai Yuet Sophie Ng	Hong Kong, China	4.93	11.76	-55%	-5%	-2%	4049	
11	Jayden Leung Hiu Tung Ng	Hong Kong, China	3.07	10.24	-62%	-17%	-5%	4047	
12	Wing Tsz Vangie Lam Nick Whitney	Australia	2.81	7.46	-56%	-10%	-5%	4043	
13	Vikki Shi Ethan Zhang	United States of America	2.8	8.89	-60%	-17%	-5%	1612	
14	Seoyul Choi Dongyoung Kim	Korea	2.73	6.46	-48%	-17%	-2%	4052	
15	Yishan Guo Jinhang Li	China	0	3.06	-134%	-12%	-20%	5011	

Event: Single Rope Pair Freestyle		Division: JWC	Gender: Male	Age Group: 12-15			Event ID: 0		
Place	Participants	Team	Total	Diff (D)	Pres (P)	Miss (M)	Req EI (Q)	Entry #	
1	Tsukasa Hattori Kanshiro Hirose	Japan	24.99	17.7	+47%	-2%	-2%	3974	
2	Minseop Kim Namgyeong Kim	Korea	23.4	14.68	+66%	-2%	-2%	3975	

Event: Single Rope Pair Freestyle			Division: JWC	Gender: Male	Age Group: 12-15			Event ID: 0	
Place	Participants	Team	Total	Diff (D)	Pres (P)	Miss (M)	Req EI (Q)	Entry #	
3	Hukehuai Tian Yanqi Zeng	China	17	16.21	+7%	+0%	-2%	3970	
4	Uk Choi Seojun Kim	Korea	13.81	11.75	+33%	-7%	-5%	3976	
5	Leong Yin Chan Mang I Marco Lam	Hong Kong, China	12.49	21.1	-33%	-7%	-5%	3972	
6	Cheuk Hing Ke Cheuk Lam Ke	Hong Kong, China	11.12	14.63	-14%	-7%	-5%	3971	
7	Brendan Fisher Owen Willing	United States of America	7.15	10.73	-26%	-10%	+0%	1506	
8	Siu Hang Fong Ming Hin Tse	Hong Kong, China	5.23	14.52	-57%	-10%	-7%	3973	

Single Rope Pair Freestyle Verified Results

IJRU 2023 World Championships Results

Event: Single Rope Pair Freestyle			Division: JWC	Gender: Female	Age Group: 12-15			Event ID: 0	
Place	Participants	Team	Total	Diff (D)	Pres (P)	Miss (M)	Req EI (Q)	Entry #	
1	Sakura Nishizawa Sayuri Yamamoto	Japan	34.39	23.11	+60%	-7%	+0%	3888	
2	Hannelore De Maeyer Jade Libert	Belgium	27.34	16.57	+65%	+0%	+0%	1347	
3	Emi Ihara Momoka Iwai	Japan	26.48	23.15	+23%	-7%	+0%	3887	
4	Annie Myburgh Holly Rhind	Australia	22.37	14.63	+56%	-2%	+0%	3875	
5	Yat Yin Ho Yee Kiu Siu	Hong Kong, China	19.01	20.06	+5%	-5%	-5%	3883	
6	Jill Lombaerts Fee Ollevier	Belgium	16.31	16.51	+12%	-10%	-2%	1348	
7	Ava Huston Gabrielle Mol	Australia	15.28	13.63	+23%	-7%	-2%	3876	
8	Hoi Tung Cheng Tsz Yiu Wong	Hong Kong, China	15.15	16.8	-8%	-2%	+0%	3885	
9	Karla Agersten Hansen Anna Witt Mortensen	Denmark	14.44	12.89	+27%	-10%	-2%	3879	
10	Yat Ning Alexis Chong Pui Yu So	Hong Kong, China	14.03	16.78	-12%	-5%	+0%	3884	
11	Grace Wang Emily Yuan	United States of America	12.15	11.52	+11%	-5%	+0%	1365	
12	Jasmine Johnson Morgan Jones	Australia	11.98	11.77	+18%	-12%	-2%	3877	
13	Katie Snyder Arielle Tillery	United States of America	10.46	9.22	+26%	-10%	+0%	1364	

Event: Single Rope Pair Freestyle		Division: JWC		Gender: Female		Age Group: 12-15		Event ID: 0	
Place	Participants	Team	Total	Diff (D)	Pres (P)	Miss (M)	Req EI (Q)	Entry #	
14	👤 Ayesha Gandhi 👤 Lucie Haws	United States of America	9.45	7.87	+29%	-2%	-5%	1366	
15	👤 Rebeka Fónai 👤 Emília Szabó	Hungary	9.05	10.86	-2%	-15%	+0%	3886	
16	👤 Linda Klädtke 👤 Lina Möller	Germany	8.62	8.7	+19%	-15%	-2%	3882	
17	👤 Prerachaya Plubpla 👤 Preraya Plubpla	Thailand	8.6	11.1	-12%	-12%	+0%	5020	
18	👤 Anna-Lena Menzer 👤 Lillith Müller	Germany	8.37	10.63	+3%	-22%	-2%	3880	
19	👤 Ronja Block 👤 Leefke Gaßner	Germany	7.37	10.5	-22%	-10%	+0%	3881	
20	👤 Hannah Evans 👤 Aylla Peters	Canada	7.32	7.53	+8%	-10%	+0%	1349	
21	👤 Daniela Cajthamlová 👤 Ella Ward	Czech Republic	6.2	9.16	-19%	-12%	-5%	3878	
22	👤 Helen Hein 👤 Erin Jenks	Canada	3.97	6.39	-31%	-10%	+0%	1350	
23	👤 Vienna Bielicz 👤 Evelyn Hoover	Canada	2.87	5.28	-37%	-12%	-2%	1351	

Event: Single Rope Speed Sprint		Division: WC	Gender: Male	Age Group: 16+ (S)			Event ID: 0
Place	Participants	Team	Total	BaseScore	Deductions	Entry #	
1	Kaiya Inaba	Japan	111	111	0	4220	
2	Yun San Leung	Hong Kong, China	110	110	0	4215	
3 T	Naoki Matsumura	Japan	106	106	0	4221	
3 T	Chu Ting Ho	Hong Kong, China	106	106	0	4216	
5	Changhyeok Yang	Korea	105.5	105.5	0	4223	
6	Tin Yau Wong	Hong Kong, China	105	105	0	4217	
7	Jihun Lee	Korea	104	104	0	4224	
8	Connor Kraska	United States of America	103.5	103.5	0	1863	
9	Wonwoo Kim	Korea	103	103	0	4225	
10 T	Buyisile Hubela	South Africa	100	100	0	4231	
10 T	Paulo Lima	Portugal	100	100	0	4226	
10 T	Kai Hattori	Japan	100	100	0	4222	
13	Noah Hirsch	United States of America	98	98	0	1866	
14	Marcus Lu-Nielsen	Denmark	96.5	96.5	0	4211	
15	Jelle Van Heesbeke	Belgium	96	96	0	1830	
16	Malusi Tumtumana	South Africa	95.5	95.5	0	4230	
17	Kobe Caryn	Belgium	95	95	0	1831	
18 T	Felix Rühl	Germany	93	93	0	4212	
18 T	Jelle Desmet	Belgium	93	93	0	1832	
20	Mkhululi Gosa	South Africa	92.5	92.5	0	4229	
21 T	Alfred Wulf-Andersen	Denmark	92	92	0	4210	
21 T	Jonas Kretschmer	Austria	92	92	0	4204	
21 T	Seth Ingram	United States of America	92	92	0	1864	
21 T	Everett Graham	Canada	92	92	0	1833	
25	Jacob Nussey	Canada	91.5	91.5	0	1835	
26	Parker Campbell	Canada	90	90	0	1836	
27	Diteko Matlape	South Africa	89	89	0	4232	
28 T	CHENG-YANG 政陽 LI李	Chinese Taipei	87	87	0	4208	









Event: Single Rope Speed Sprint		Division: WC	Gender: Male	Age Group: 16+ (S)		Event ID: 0
Place	Participants	Team	Total	BaseScore	Deductions	Entry #
28 T	👤 Florian Bluemel	Austria	87	87	0	4205
30	👤 Jacob Amster	United States of America	86.5	86.5	0	1865
31	👤 Mark Maurer	Germany	83.5	83.5	0	4213
32	👤 Tzu Hsiang CHIEN	Chinese Taipei	83	83	0	4209
33	👤 Dominik Friedl	Austria	81.5	81.5	0	4206
34	👤 Owen Lucas	Canada	80.5	80.5	0	1834
35	👤 Martin Angst	Switzerland	76	76	0	5035
36 T	👤 Jomar J. Irizarry	Puerto Rico	74	74	0	4228
36 T	👤 Eric Seeger	Germany	74	74	0	4214
38	👤 Ádám Imre Tóth	Hungary	72	72	0	4218
	👤 Hugo Soares	Portugal	scratch			4227
	👤 Kan Takemura	Japan	scratch			4219
	👤 Luke Boon	Australia	scratch			4203

Single Rope Speed Sprint Verified Results

IJRU 2023 World Championships Results

Event: Single Rope Speed Sprint		Division: WC	Gender: Female	Age Group: 16+ (S)		Event ID: 0
Place	Participants	Team	Total	BaseScore	Deductions	Entry #
1	👤 Inseon Lee	Korea	104	104	0	4132
2 T	👤 Hiu Lam Chan	Hong Kong, China	103	103	0	4124
2 T	👤 Ziyao Ma	China	103	103	0	4110
4 T	👤 Hyunji Kim	Korea	102	102	0	4133
4 T	👤 Natalie "Camille" Ellis	United States of America	102	102	0	1736
6	👤 Elise Audiens	Belgium	101.5	101.5	0	1699
7	👤 Tingting Du	China	99.5	99.5	0	4109
8 T	👤 Nene Kiriki	Japan	98	98	0	4130
8 T	👤 Nga Hei Siu	Hong Kong, China	98	98	0	4123
8 T	👤 Lorena Premereur	Belgium	98	98	0	1697
11 T	👤 Lilla Hanuszik	Hungary	97	97	0	4127
11 T	👤 Yin Ting Poon	Hong Kong, China	97	97	0	4125
11 T	👤 Larissa Premereur	Belgium	97	97	0	1698
14	👤 Natacha Vincent	Denmark	96	96	0	4116
15	👤 Alexis Collum	Australia	95	95	0	4105

Event: Single Rope Speed Sprint		Division: WC	Gender: Female	Age Group: 16+ (S)			Event ID: 0
Place	Participants	Team	Total	BaseScore	Deductions	Entry #	
16	👤 Diána Katalin Zelei	Hungary	94	94	0	4128	
17	👤 Ina Murmark	Sweden	93	93	0	4137	
18 T	👤 Janine Liss	Germany	92	92	0	4120	
18 T	👤 Lauren Ellis	United States of America	92	92	0	1737	
20 T	👤 Lova Lindgren	Sweden	91	91	0	4138	
20 T	👤 Stephanie Weeks	Canada	91	91	0	1700	
22	👤 Ryoka Ebihara	Japan	90.5	90.5	0	4129	
23	👤 Kitti Andorfi-Kovács	Hungary	90	90	0	4126	
24	👤 Mathilde Petersen	Denmark	89	89	0	4117	
25	👤 Jemma Bihari	Australia	88.5	88.5	0	4102	
26 T	👤 Maike Preuß	Germany	88	88	0	4121	
26 T	👤 Lou Aubree	France	88	88	0	4119	
28 T	👤 Eunseo Lee	Korea	87	87	0	4134	
28 T	👤 Kao Saito	Japan	87	87	0	4131	
28 T	👤 Svenja Doll	Germany	87	87	0	4122	
31	👤 Thea Weinitz	Sweden	86	86	0	4136	
32 T	👤 JIA-YI家儀 SU 蘇	Chinese Taipei	85	85	0	4111	
32 T	👤 Sara Palmetzhofer	Austria	85	85	0	4107	
32 T	👤 Katelyn Starr	Canada	85	85	0	1702	
35	👤 Erika Ebersole	United States of America	84.5	84.5	0	1738	
36	👤 Jasmin Geist	Austria	84	84	0	4108	
37	👤 Naomi Tucker	Australia	82.5	82.5	0	4104	
38 T	👤 Amálie Svobodová	Czech Republic	82	82	0	4115	
38 T	👤 Anabelle Julias	Australia	82	82	0	4103	
38 T	👤 Sophie Dumont	Canada	82	82	0	1703	
41	👤 Eliška Sklenářová	Czech Republic	81	81	0	4114	
42	👤 Hannah Göttfert	Austria	80	80	0	4106	
43	👤 Jordis Hickie	Canada	76.5	76.5	0	1701	
44	👤 Gwenaëlle Maraux	France	75.5	75.5	0	4118	

Event: Single Rope Speed Sprint		Division: WC	Gender: Female	Age Group: 16+ (S)			Event ID: 0
Place	Participants	Team	Total	BaseScore	Deductions	Entry #	
45	 Tessa van der Mark	The Netherlands	73	73	0	1735	
46	 Veronika Dvořáková	Czech Republic	70.5	70.5	0	4113	
47	 Alishkadelis Aquino Morales	Puerto Rico	68	68	0	4135	
48	 Valérie Von Büren	Switzerland	65.5	65.5	0	5028	
49	 Sheryl Fischlin	Switzerland	65	65	0	5027	
50	 YU-SIN CHANG	Chinese Taipei	59	59	0	4112	
51	 Celia Tellenbach	Switzerland	43.5	43.5	0	5026	
	 Carleigh Bott	United States of America	scratch			1739	

Event: Single Rope Speed Endurance		Division: WC	Gender: Male	Age Group: 16+ (S)			Event ID: 0
Place	Participants	Team	Total	BaseScore	Deductions	Entry #	
1	Changhyeok Yang	Korea	541	541	0	4253	
2	Chu Ting Ho	Hong Kong, China	531	531	0	4246	
3	Seuncheon Han	Korea	528	528	0	4251	
4	Yun San Leung	Hong Kong, China	527	527	0	4245	
5	Tin Yau Wong	Hong Kong, China	523	523	0	4247	
6	Jelle Van Heesbeke	Belgium	497	497	0	1871	
<hr style="border-top: 1px dashed black;"/>							
7	Kobe Caryn	Belgium	492	492	0	1872	
8	Connor Kraska	United States of America	486	486	0	1900	
9	Kai Hattori	Japan	479.5	479.5	0	4250	
10	Kaiya Inaba	Japan	477	477	0	4249	
11 T	Jacob Amster	United States of America	474	474	0	1899	
11 T	Jelle Desmet	Belgium	474	474	0	1873	
13 T	Alfred Wulf-Andersen	Denmark	438	438	0	4240	
13 T	Jacob Nussey	Canada	438	438	0	1876	
15 T	Felix Rühl	Germany	432	432	0	4244	
15 T	Jonas Kretschmer	Austria	432	432	0	4235	
17	Seth Ingram	United States of America	430.5	430.5	0	1901	
18	Eric Seeger	Germany	428	428	0	4243	
19 T	Buyisile Hubela	South Africa	426	426	0	4257	
19 T	Everett Graham	Canada	426	426	0	1874	
21	Malusi Tumtumana	South Africa	416	416	0	4258	
22	Wonwoo Kim	Korea	413.5	413.5	0	4252	
23	CHENG-YANG 政陽 LI李	Chinese Taipei	397.5	397.5	0	4238	
24	Dominik Friedl	Austria	395	395	0	4236	
25	Max Polenske	Germany	389	389	0	4242	
26	Tzu Hsiang CHIEN	Chinese Taipei	388	388	0	4239	
27	Marcus Lu-Nielsen	Denmark	381.5	381.5	0	4241	
28	Garrett Bruinsma	Canada	365	365	0	1875	

Event: Single Rope Speed Endurance		Division: WC	Gender: Male	Age Group: 16+ (S)		Event ID: 0
Place	Participants	Team	Total	BaseScore	Deductions	Entry #
29	Florian Bluemel	Austria	363	363	0	4234
30	Jomar J. Irizarry	Puerto Rico	360	360	0	4256
31	Martin Angst	Switzerland	259	259	0	5036
	Paulo Lima	Portugal	scratch			4254
	Kan Takemura	Japan	scratch			4248
	Luke Boon	Australia	scratch			4233

Single Rope Speed Endurance Verified Results

IJRU 2023 World Championships Results

Event: Single Rope Speed Endurance		Division: WC	Gender: Female	Age Group: 16+ (S)		Event ID: 0
Place	Participants	Team	Total	BaseScore	Deductions	Entry #
1	Tingting Du	China	514	514	0	4145
2	Hiu Lam Chan	Hong Kong, China	492.5	492.5	0	4156
3	Hyunji Kim	Korea	491.5	491.5	0	4165
4	Diána Katalin Zelei	Hungary	488.5	488.5	0	4160
5	Kitti Andorfi-Kovács	Hungary	486	486	0	4158
6	Inseon Lee	Korea	481	481	0	4164
7	Eunseo Lee	Korea	479	479	0	4166
8	Zoe Grotegut	United States of America	474.5	474.5	0	1781
9	Nene Kiriki	Japan	473	473	0	4162
10	Yin Ting Poon	Hong Kong, China	472	472	0	4157
11	Nga Hei Siu	Hong Kong, China	467	467	0	4155
12	Ziyao Ma	China	466.5	466.5	0	4146
13	Natacha Vincent	Denmark	466	466	0	4149
14 T	Ina Murmark	Sweden	461	461	0	4169
14 T	Natalie "Camille" Ellis	United States of America	461	461	0	1779
16	Steffi De Temmerman	Belgium	459.5	459.5	0	1748
17	Lauren Ellis	United States of America	458.5	458.5	0	1780
18	Hannah Göttfert	Austria	454.5	454.5	0	4142
19	Thea Weinitz	Sweden	453	453	0	4168
20	Larissa Premereur	Belgium	452	452	0	1747
21	Gwenaëlle Maraux	France	450	450	0	4151

Event: Single Rope Speed Endurance		Division: WC	Gender: Female	Age Group: 16+ (S)			Event ID: 0
Place	Participants	Team	Total	BaseScore	Deductions	Entry #	
22	👤 Lorena Premereur	Belgium	446	446	0	1746	
23	👤 Stephanie Weeks	Canada	440	440	0	1749	
24	👤 Lilla Hanuszik	Hungary	434	434	0	4159	
25	👤 Mathilde Petersen	Denmark	433	433	0	4150	
26	👤 Liv Grete Schupp	Germany	432.5	432.5	0	4154	
27	👤 Chloe Mol	Australia	432	432	0	4140	
28	👤 Kao Saito	Japan	430.5	430.5	0	4163	
29	👤 Leandra Krause	Germany	425	425	0	4153	
30	👤 Jasmine Hawkins	Australia	424	424	0	4141	
31	👤 Janine Liss	Germany	420	420	0	4152	
32	👤 Katelyn Starr	Canada	404.5	404.5	0	1751	
33	👤 Sophie Dumont	Canada	399	399	0	1750	
34	👤 Sara Palmetzhofer	Austria	394	394	0	4143	
35	👤 Ryoka Ebihara	Japan	390	390	0	4161	
36	👤 Jemma Bihari	Australia	381.5	381.5	0	4139	
37	👤 JIA-YI家儀 SU 蘇	Chinese Taipei	372.5	372.5	0	4148	
38	👤 Tessa van der Mark	The Netherlands	361	361	0	1778	
39	👤 Valérie Von Büren	Switzerland	359	359	0	5031	
40	👤 Jasmin Geist	Austria	343	343	0	4144	
41	👤 Celia Tellenbach	Switzerland	330	330	0	5029	
42	👤 Sheryl Fischlin	Switzerland	324.5	324.5	0	5030	
43	👤 Alishkadelis Aquino Morales	Puerto Rico	314.5	314.5	0	4167	
44	👤 YU-SIN CHANG	Chinese Taipei	292	292	0	4147	

Event: Single Rope Speed Sprint		Division: JWC	Gender: Male	Age Group: 12-15		Event ID: 0	
Place	Participants	Team	Total	BaseScore	Deductions	Entry #	
1	Ayumu Sato	Japan	105.5	105.5	0	3814	
2	Seojun Kim	Korea	105	105	0	3816	
3	Minseop Kim	Korea	104	104	0	3817	
4	Kei Hashimoto	Japan	103	103	0	3812	
5	Shuto Niwa	Japan	102	102	0	3813	
6	Tsukasa Hattori	Japan	101	101	0	3811	
7	Worawet Logat	Thailand	99	99	0	5018	
8	Doha Kim	Korea	97	97	0	3815	
9	Bolin Chen	China	95.5	95.5	0	1219	
10	ESHAN CHANDRAHAS PUTHRAN	India	95	95	0	3810	
11	Cheuk Lam Ke	Hong Kong, China	93	93	0	3807	
12	August Robinson	United States of America	92	92	0	1237	
13	Sterre Van Den Steen	Belgium	91	91	0	1214	
14	Cheuk Hing Ke	Hong Kong, China	90	90	0	3808	
15	Kyle Yan	United States of America	89	89	0	1238	
16	Jinhang Li	China	86	86	0	5004	
17 T	Maverick Larkin	Australia	85	85	0	3800	
17 T	Logan Maldonado	United States of America	85	85	0	1236	
19 T	Ka Lok Ng	Hong Kong, China	83	83	0	3809	
19 T	Cameron Whyte	Australia	83	83	0	3803	
21	Lachlan Marquis	Canada	81	81	0	1217	
22 T	Zach Peckman	United States of America	80	90	10	1239	
22 T	Ryan Justin	Canada	80	80	0	1216	
24	Mattis Amerijckx	Belgium	77	77	0	1213	
25 T	Charlie Higgs	Australia	76	76	0	3801	
25 T	Matteo Cocquyt	Belgium	76	76	0	1212	
27	Max Weber	Germany	75	75	0	3805	
28	Tobiáš Kadlec	Czech Republic	72	72	0	3804	
29	Florian Gehre	Germany	67	67	0	3806	
30	Ethan Cheng	Australia	65.5	65.5	0	3802	
31	Ethan Justin	Canada	65	65	0	1215	

Event: Single Rope Speed Sprint		Division: JWC	Gender: Male	Age Group: 12-15		Event ID: 0	
Place	Participants	Team	Total	BaseScore	Deductions	Entry #	
32	👤 Malcolm Bruinsma	Canada	58.5	58.5	0	1218	

Single Rope Speed Sprint Verified Results

IJRU 2023 World Championships Results

Event: Single Rope Speed Sprint		Division: JWC	Gender: Female	Age Group: 12-15		Event ID: 0	
Place	Participants	Team	Total	BaseScore	Deductions	Entry #	
1	👤 HAU YEE WONG	Hong Kong, China	104.5	104.5	0	3724	
2	👤 Sayuri Yamamoto	Japan	104	104	0	3735	
3	👤 Rui Haga	Japan	99.5	99.5	0	3737	
4 T	👤 Emi Ihara	Japan	99	99	0	3734	
4 T	👤 Liliana Wojnowska	Hungary	99	99	0	3729	
6	👤 Shuting Zeng	China	98	98	0	1092	
7	👤 Woojeong Lee	Korea	95.5	95.5	0	3738	
8 T	👤 Sára Dorka Magyar	Hungary	95	95	0	3727	
8 T	👤 Anke Vandenbussche	Belgium	95	95	0	1083	
10	👤 Tsz Ching Gustave Yeung	Hong Kong, China	93	93	0	3725	
11 T	👤 Daniela Cajthamlová	Czech Republic	91	91	0	3715	
11 T	👤 Jana Trunner	Austria	91	91	0	3712	
11 T	👤 Aline Corrijn	Belgium	91	91	0	1084	
14 T	👤 Wing Shih	Hong Kong, China	90	90	0	3723	
14 T	👤 Sarah Monique Krauß	Germany	90	90	0	3721	
14 T	👤 Louisa Mol	Australia	90	90	0	3706	
14 T	👤 Yara Sinnott	United States of America	90	90	0	1123	
18	👤 Kono Suzuki	Japan	88.5	88.5	0	3736	
19	👤 Anna Csermák	Hungary	88	88	0	3728	
20 T	👤 BHUMIKA BHUSHAN NEMADE	India	87	87	0	3732	
20 T	👤 Ayesha Gandhi	United States of America	87	87	0	1125	
22	👤 Violet Nichols	Australia	86	86	0	3709	
23	👤 Frida Murmark	Sweden	85.5	85.5	0	3741	

Event: Single Rope Speed Sprint		Division: JWC	Gender: Female	Age Group: 12-15			Event ID: 0
Place	Participants	Team	Total	BaseScore	Deductions	Entry #	
24	👤 Mary Ellis Merritt	United States of America	85	85	0	1124	
25 T	👤 Jiwon Choi	Korea	84	84	0	3739	
25 T	👤 Fanni Réka Kováts	Hungary	84	84	0	3726	
25 T	👤 Matilda Whyte	Australia	84	84	0	3707	
28 T	👤 Seoyul Choi	Korea	82.5	82.5	0	3740	
28 T	👤 Sarayah Killins	Canada	82.5	82.5	0	1086	
30	👤 NIYATI PANKAJ CHHORIYA	India	80.5	80.5	0	3731	
31	👤 Ida Buttenschøn	Denmark	80	80	0	3719	
32	👤 Luna Sophie Kosic	Germany	79	79	0	3722	
33	👤 Anna Witt Mortensen	Denmark	78	78	0	3718	
34	👤 Jasmina Skaarup	Denmark	76	76	0	3717	
35 T	👤 MANASVI NITIN PATIL	India	75	75	0	3730	
35 T	👤 Lina Möller	Germany	75	75	0	3720	
35 T	👤 Lena Ertler	Austria	75	75	0	3711	
38	👤 Pia Valerie Mercsanics	Austria	73.5	73.5	0	3710	
39	👤 Amaryllis Vandekerckhove	Belgium	72	72	0	1085	
40	👤 Aylla Peters	Canada	69	69	0	1089	
41	👤 Ava Huston	Australia	67	67	0	3708	
42	👤 Evelyn Hoover	Canada	66	66	0	1087	
43	👤 Lia Schiff	United States of America	65	65	0	1122	
44	👤 YIN-CHEN 穎晨 LIN 林	Chinese Taipei	62	62	0	3713	
45	👤 Vera Frey	Switzerland	57.5	57.5	0	5012	
46	👤 RAJUL ANUP LUNKAD	India	57	57	0	3733	
47	👤 Ponkamon Aiadpradit	Thailand	54	54	0	5013	
48	👤 Ella Ward	Czech Republic	53	53	0	3716	
49	👤 Vienna Bielicz	Canada	52	52	0	1088	

Event: Single Rope Speed Sprint		Division: JWC	Gender: Female	Age Group: 12-15		Event ID: 0	
Place	Participants	Team	Total	BaseScore	Deductions	Entry #	
50	 JIA LING PAI	Chinese Taipei	47.5	47.5	0	3714	

Event: Single Rope Speed Endurance		Division: JWC	Gender: Male	Age Group: 12-15			Event ID: 0
Place	Participants	Team	Total	BaseScore	Deductions	Entry #	
1	Seojun Kim	Korea	513.5	513.5	0	3830	
2	Cheuk Hing Ke	Hong Kong, China	510	510	0	3824	
3	Cheuk Lam Ke	Hong Kong, China	505	505	0	3823	
4	Doha Kim	Korea	501.5	501.5	0	3829	
5	Namgyeong Kim	Korea	498.5	498.5	0	3831	
6	Bolin Chen	China	491	491	0	1249	
7	Ka Lok Ng	Hong Kong, China	471	471	0	3825	
8	Mattis Amerijckx	Belgium	445	445	0	1244	
9	Maverick Larkin	Australia	444	444	0	3818	
10	Kei Hashimoto	Japan	439	439	0	3827	
11	Matteo Cocquyt	Belgium	435.5	435.5	0	1243	
12	Kyle Yan	United States of America	433	433	0	1263	
13	Sterre Van Den Steen	Belgium	432	432	0	1245	
14	Worawet Logat	Thailand	409.5	409.5	0	5019	
15	Tsukasa Hattori	Japan	408	408	0	3826	
16	Cole Drumheller	United States of America	405.5	405.5	0	1265	
17	Ryan Justin	Canada	399	399	0	1247	
18	Lachlan Marquis	Canada	394	394	0	1248	
19	Ethan Justin	Canada	390	390	0	1246	
20	Logan Maldonado	United States of America	380	380	0	1264	
21	Cameron Whyte	Australia	378.5	378.5	0	3819	
22	Timothy Groves	Australia	377.5	377.5	0	3820	
23	Max Weber	Germany	358.5	358.5	0	3821	
24	Jinhang Li	China	335	335	0	5005	
25	Florian Gehre	Germany	319.5	319.5	0	3822	
26	Sho Nakahara	Japan	92	92	0	3828	

Event: Single Rope Speed Endurance		Division: JWC	Gender: Female	Age Group: 12-15			Event ID: 0
Place	Participants	Team	Total	BaseScore	Deductions	Entry #	
1	Kono Suzuki	Japan	497	497	0	3767	
2	Rui Haga	Japan	492	492	0	3766	

Event: Single Rope Speed Endurance		Division: JWC	Gender: Female	Age Group: 12-15		Event ID: 0	
Place	Participants	Team	Total	BaseScore	Deductions	Entry #	
3	👤 HAU YEE WONG	Hong Kong, China	480	480	0	3757	
4	👤 Anna Csermák	Hungary	461	461	0	3761	
5	👤 Jiwon Choi	Korea	452	452	0	3768	
6	👤 Luna Sophie Kosic	Germany	445	445	0	3754	
7 T	👤 Sára Dorka Magyar	Hungary	440	440	0	3760	
7 T	👤 Wing Shih	Hong Kong, China	440	440	0	3756	
9	👤 Shuting Zeng	China	436	436	0	1138	
10	👤 Yara Sinnott	United States of America	433	433	0	1165	
11	👤 Anke Vandenbussche	Belgium	430	430	0	1132	
12	👤 Alix Gheysens	Belgium	429	429	0	1134	
13	👤 Fanni Réka Kováts	Hungary	428	428	0	3759	
14	👤 Katie Snyder	United States of America	426	426	0	1167	
15	👤 Louisa Mol	Australia	423.5	423.5	0	3743	
16 T	👤 Lina Möller	Germany	422	422	0	3753	
16 T	👤 Jana Trunner	Austria	422	422	0	3746	
16 T	👤 Aline Corrijn	Belgium	422	422	0	1133	
19	👤 Olivia Crank	Australia	420	420	0	3744	
20 T	👤 Ponkamon Aiadpradit	Thailand	416	416	0	5015	
20 T	👤 Woojeong Lee	Korea	416	416	0	3769	
22	👤 Zoe Hartman	Canada	405	405	0	1135	
23	👤 Anya Aronne	United States of America	399	399	0	1166	
24	👤 Matilda Whyte	Australia	394	394	0	3742	
25	👤 Ida Buttenschøn	Denmark	391	391	0	3750	
26	👤 Anna Witt Mortensen	Denmark	390.5	390.5	0	3752	
27 T	👤 Frida Murmark	Sweden	388.5	388.5	0	3771	
27 T	👤 Tsz Ching Gustave Yeung	Hong Kong, China	388.5	388.5	0	3758	
29	👤 Sarayah Killins	Canada	384	384	0	1136	
30 T	👤 Lillith Müller	Germany	382	382	0	3755	

Event: Single Rope Speed Endurance		Division: JWC	Gender: Female	Age Group: 12-15			Event ID: 0
Place	Participants	Team	Total	BaseScore	Deductions	Entry #	
30 T	👤 Pia Valerie Mercsanics	Austria	382	382	0	3745	
32	👤 Emi Ihara	Japan	379	379	0	3765	
33	👤 BHUMIKA BHUSHAN NEMADE	India	374	374	0	3762	
34	👤 Lexi Killins	Canada	371	371	0	1137	
35	👤 JIA LING PAI	Chinese Taipei	368	368	0	3749	
36	👤 Lena Ertler	Austria	365.5	365.5	0	3747	
37	👤 RAJUL ANUP LUNKAD	India	355.5	355.5	0	3764	
38	👤 ANKITA KIRAN MAHAJAN	India	334	334	0	3763	
39	👤 Seoyul Choi	Korea	325.5	325.5	0	3770	
40	👤 Jasmina Skaarup	Denmark	325	325	0	3751	
41	👤 Vera Frey	Switzerland	298	298	0	5014	
42	👤 YIN-CHEN 穎晨 LIN 林	Chinese Taipei	269	269	0	3748	

Event: Single Rope Triple Unders		Division: WC	Gender: Male	Age Group: 16+ (S)			Event ID: 0
Place	Participants	Team	Total	BaseScore	Deductions	Entry #	
1	Luke Boon	Australia	307	307	0	4309	
2	Chanje Park	Korea	256	256	0	4322	
3	Seth Ingram	United States of America	246	246	0	1988	
4	Thomas Cunningham	Canada	214	214	0	1972	
5	YooSeong Choi	Korea	192	192	0	4321	
6	Shoi Yamamoto	Japan	190	190	0	4320	
7 T	Simon Jahn	Germany	171	171	0	4317	
7 T	Parker Campbell	Canada	171	171	0	1973	
9	Yoshikazu Aoki	Japan	165	165	0	4319	
10	Jacob Amster	United States of America	156	156	0	1989	
11	Mkhululi Gosa	South Africa	139	139	0	4324	
12	Alfred Roed Grarup	Denmark	127	127	0	4314	
13	Moritz Kumpf	Germany	123	123	0	4316	
14	Hwarang Lee	Korea	116.5	116.5	0	4323	
15	Florian Bluemel	Austria	88	88	0	4311	
16	Jacob Nussey	Canada	76	76	0	1974	
17	Porter Ballard	United States of America	67	67	0	1990	
18	Buyisile Hubela	South Africa	65	65	0	4325	
19	Samuel George	Australia	60	60	0	4310	
20	Martin Angst	Switzerland	52	52	0	5038	
21	Marcel Friedl	Austria	48	48	0	4313	
22	Dominik Friedl	Austria	41	41	0	4312	
23	Malusi Tumtumana	South Africa	28	28	0	4326	
24	Ádám Imre Tóth	Hungary	26	26	0	4318	
25	Felix Rühl	Germany	16	16	0	4315	

Event: Single Rope Triple Unders		Division: WC	Gender: Female	Age Group: 16+ (S)			Event ID: 0
Place	Participants	Team	Total	BaseScore	Deductions	Entry #	
1	Lauren Ellis	United States of America	194	194	0	1964	
2	Jasmine Hawkins	Australia	163	163	0	4289	
























Event: Single Rope Triple Unders		Division: WC	Gender: Female	Age Group: 16+ (S)			Event ID: 0
Place	Participants	Team	Total	BaseScore	Deductions	Entry #	
3	👤 Stephanie Weeks	Canada	160	160	0	1947	
4	👤 Hyunji Kim	Korea	152	152	0	4306	
5	👤 Annika Reinhardt	Germany	148	148	0	4300	
6	👤 Pia Wöhner	Germany	142	142	0	4301	
7	👤 Kitti Andorfi-Kovács	Hungary	141	141	0	4303	
8	👤 Emma Vedel Christensen	Denmark	134	134	0	4296	
9	👤 Katelyn Starr	Canada	129	129	0	1949	
10	👤 Inseon Lee	Korea	126	126	0	4305	
11	👤 Hannah Göttfert	Austria	124	124	0	4294	
12	👤 Thea Weinitz	Sweden	120	120	0	4307	
13	👤 Svenja Reinhardt	Germany	119	119	0	4299	
14	👤 Phoebe Bruhn	Australia	115	115	0	4290	
15	👤 Barbara Ágoston	Hungary	110	110	0	4304	
16	👤 Samantha Bottle	United States of America	108	108	0	1965	
17	👤 Cecilie Christensen	Denmark	104	104	0	4297	
18	👤 Kirstin Morris	Australia	99	99	0	4291	
19	👤 Ziyao Ma	China	79	79	0	4295	
20	👤 Nga Hei Siu	Hong Kong, China	76	76	0	4302	
21	👤 Natacha Vincent	Denmark	71	71	0	4298	
22	👤 Kylie Trull	United States of America	62	62	0	1966	
23	👤 Viktoria Krenn	Austria	58	58	0	4293	
24	👤 Sara Palmetzhofer	Austria	55	55	0	4292	
25	👤 Ina Murmark	Sweden	54	54	0	4308	
26	👤 Sydney McLennan	Canada	1	1	0	1948	

Event: Single Rope Team Freestyle			Division: JWC	Gender: Mixed	Age Group: 12-15			Event ID: 0		
Place	Participants		Team	Total	Diff (D)	Pres (P)	Miss (M)	Req EI (Q)	Entry #	
1	Aoba Ikegawa	Ichika Isokawa	Shuto Niwa Kono Suzuki	Japan	19.61	20.94	+16%	-15%	-5%	4061
2	Aline Corrijn	Senne De Clercq	Jinte Raa Myrthe Saey	Belgium	14.64	14.4	+13%	-10%	+0%	1616
3	Kate Cheney Matilda Whyte	Maverick Larkin	Cameron Whyte	Australia	13.31	11.88	+27%	-10%	-2%	4054
4	Tsz Ching Chan Tsz Ho Wong	Man Pok Lee	Tsz Tik Leung	Hong Kong, China	11.03	12.35	-2%	-7%	-2%	4059
5	Chin Ting Chan Hiu Tung Ng	Hoi Tsun Fan	Jayden Leung	Hong Kong, China	10.42	16.31	-19%	-17%	-5%	4058
6	Seoyul Choi	Dongyoung Kim	Minseop Kim Namgyeong Kim	Korea	10.02	9.2	+21%	-10%	+0%	4063
7	Kaitlyn Liu	August Robinson	Kyle Yan Emily Yuan	United States of America	9	8.23	+24%	-10%	-2%	1628
8	Fenne Drieskens Charlotte Vanmeerbeek	Wout Horman	Xander Nauwelaerts	Belgium	5.85	10.06	-24%	-15%	-10%	1617
9	Berit Blankenship	Logan Maldonado	Katie Snyder Arielle Tillery	United States of America	5.6	7.73	-13%	-15%	-2%	1627
10	Matisse Blot	Georgia Dawson	Lana Kendall Nick Whitney	Australia	5.16	6.8	-4%	-15%	-7%	4053
11	Uk Choi Woojeong Lee	Doha Kim	Seojun Kim	Korea	4.24	7.55	-35%	-7%	-7%	4062
12	King Chung Kavis Cheng Wai Yuet Sophie Ng	Pak Wai Chu	Chun Kin Alvin Kwok	Hong Kong, China	3.7	8.52	-45%	-15%	-7%	4060
13	Cole Drumheller	Ayesha Gandhi	Lucie Haws Naomi Hirsch	United States of America	3.42	4.74	-20%	-5%	-5%	1629

Event: Single Rope Team Freestyle			Division: JWC	Gender: Male	Age Group: 12-15	Event ID: 0			
Place	Participants	Team	Total	Diff (D)	Pres (P)	Miss (M)	Req EI (Q)	Entry #	
1	Tsukasa Hattori Kanshiro Hirose Satoru Hiura Yuki Sakamoto	Japan	23.79	19.81	+29%	-5%	-2%	3980	
2	Ching Hin Chan Hin Yau Tsang Leong Yin Chan Mang I Marco Lam	Hong Kong, China	14.56	18.2	-14%	-7%	+0%	3978	
3	Cheuk Hing Ke Ka Lok Ng Cheuk Lam Ke Austin Mao Li	Hong Kong, China	11.79	23.22	-32%	-17%	-10%	3977	
4	Kin Yeung Marco AU Ming Hin Tse Tsz Hin Cheung Kai Hang Mak	Hong Kong, China	2.93	11.21	-65%	-12%	-15%	3979	

Event: Single Rope Team Freestyle			Division: JWC	Gender: Female	Age Group: 12-15	Event ID: 0			
Place	Participants	Team	Total	Diff (D)	Pres (P)	Miss (M)	Req EI (Q)	Entry #	
1	Sara Kondo Sayuri Yamamoto Sakura Nishizawa Tsukino Takata	Japan	18.29	15.44	+30%	-7%	-2%	3899	
2	Emi Ihara Haruka Yamamoto Yua Ito Momoka Iwai	Japan	18.15	19.41	+10%	-15%	+0%	3898	
3	Elodie Blot Emily O'Brien Chloe Bucklar Violet Nichols	Australia	11.29	11.09	+6%	-2%	-2%	3890	
4	Rani Declercq Ava Huston Alix Gheysens Gabrielle Mol	Belgium	9.74	10.78	-3%	-5%	-2%	1372	
5	Rani Declercq Ava Huston Holly Rhind Annie Myburgh	Australia	9.16	11.07	-4%	-12%	-2%	3889	

Event: Single Rope Team Freestyle			Division: JWC		Gender: Female		Age Group: 12-15			Event ID: 0	
Place	Participants			Team	Total	Diff (D)	Pres (P)	Miss (M)	Req EI (Q)	Entry #	
6	Lyna De Vos	Fee Ollevier	Svea Schoonaert	Belgium	7.66	11.35	-19%	-15%	-2%	1371	
	Lien Van Laerhoven										
7	Ronja Block	Nadira El Ghoul	Leefke Gaßner	Germany	7.44	9.18	-6%	-12%	-2%	3894	
	Julina Mössinger										
8	Ayla Dwight	Tamsin Groves	Jasmine Johnson	Australia	7.33	10.6	-7%	-20%	-7%	3891	
	Morgan Jones										
9	Darby Calhoun	Alyssa Davis	Phoebe Mackay	United States of America	6.04	8.51	-18%	-7%	-7%	1386	
	Lily Plotnick										
10	Hoi Tung Cheng	Nok Ching Ma	Tsz Yiu Wong	Hong Kong, China	5.44	13.53	-52%	-10%	-7%	3897	
	Tsz Ching Gustave Yeung										
11	Yat Ning Alexis Chong	Ka Yu Shek Yuet Lam Felice WONG	Pui Yu So	Hong Kong, China	4.84	13.61	-51%	-22%	-7%	3896	
12	Claire Gyger	Quinn Gyger	Sarayah Killins	Canada	4.43	7.09	-27%	-10%	-5%	1374	
	Desi Ledger										
13	Anya Aronne	Madison Leonard	Madeleine Mount	United States of America	3.9	6.06	-27%	-10%	-2%	1385	
	Lindsay Settlemyre										
14	Ella Harris	Quinn MacArthur	Lila McLean Jaya Welboun	Canada	3.86	5.81	-18%	-10%	-10%	1375	
15	Emily Henderling Madeleine Petersen	Molly Mersch	Eleanor Miles	United States of America	2.9	6.28	-43%	-10%	-10%	1384	

Event: Single Rope Team Freestyle		Division: JWC		Gender: Female		Age Group: 12-15			Event ID: 0	
Place	Participants	Team		Total	Diff (D)	Pres (P)	Miss (M)	Req EI (Q)	Entry #	
16	 Linda Klädtke  Sena Idil Tamer	 Lina Möller  Marit Burger  Lena Wagemann	 Theresa Pätzmann  Marie Henke	Germany	2.9	7.8	-33%	-37%	-12%	3893
17	 Lucie Arcache	 Marit Burger  Lena Wagemann	 Marie Henke	Germany	2.89	7.46	-48%	-20%	-7%	3892
18	 Brooklyn Hautzinger	 Helen Hein  Natasha Olson	 Erin Jenks	Canada	2.84	7.18	-47%	-17%	-10%	1373
19	 Wing Yi Chiang	 Yat Yin Ho  Yee Kiu Siu	 Sin Yu Luk	Hong Kong, China	2.43	9.6	-64%	-22%	-10%	3895
20	 Lenah Bracke  Jade Libert	 Hannelore De Maeyer	 Laure Jacobs	Belgium	1.56	6.4	-59%	-30%	-15%	1370

Event: Double Dutch Single Freestyle			Division: JWC	Gender: Mixed	Age Group: 12-15			Event ID: 0		
Place	Participants		Team	Total	Diff (D)	Pres (P)	Miss (M)	Req EI (Q)	Entry #	
1	Aline Corrijn	Senne De Clercq	Myrthe Saey Belgium	18.56	15.52	+22%	-2%	+0%	1633	
2	Kate Cheney	Maverick Larkin	Matilda Whyte Australia	8.88	8.35	+12%	-5%	+0%	4064	
3	Gabrielle Adley	Berit Blankenship	Logan Maldonado United States of America	8.31	7.78	+9%	-2%	+0%	1643	
4	Elodie Blot	Chloe Bucklar	Cameron Whyte Australia	8.1	8.78	-4%	-2%	-2%	4065	
5	Keigo Isobe	Ryusuke Kawaguchi	Lynn Takasaki Japan	7.77	7.34	+8%	-2%	+0%	4073	
6	Kaat Defeverre	Xander Nauwelaerts	Jenna Olbrechts Belgium	7.61	8.61	-7%	-5%	+0%	1634	
7	Chin Ting Chan	Man Yi Katrina Lee	Jayden Leung Hong Kong, China	7.55	9.32	-10%	-10%	+0%	4068	
8	Kaitlyn Liu	August Robinson	Grace Wang United States of America	5.6	6.28	-9%	-2%	+0%	1644	
9	Momoka Kaede	Keita Kano	Hinako Sato Japan	5.48	8.88	-37%	-2%	+0%	4072	
10	Daniela Cajthamlová	Tobiáš Kadlec	Ella Ward Czech Republic	5.25	6.35	-13%	-5%	+0%	4067	
11	Aoba Ikegawa	Ichika Isokawa	Shuto Niwa Japan	5.14	6.49	-12%	-10%	+0%	4071	
12	Madison Bowler	Timothy Groves	Elaine Smith Australia	4.75	6.56	-18%	-7%	-5%	4066	
13	Luci Beattie	Markus Foster	Case Twitchell United States of America	4.19	6.13	-24%	-10%	+0%	1645	
14	Ka Ching Chang	King Chung Kavis Cheng	Wai Yuet Sophie Ng Hong Kong, China	2.53	4.05	-25%	-15%	-2%	4070	
15	Malcolm Bruinsma	Karsyn Coen	Kenadie Mastre Canada	1.88	3.87	-49%	-5%	+0%	1635	
16	Tsz Ching Chan	Man Pok Lee	Tsz Tik Leung Hong Kong, China	1.59	4.16	-50%	-22%	-2%	4069	

Event: Double Dutch Single Freestyle				Division: JWC		Gender: Male		Age Group: 12-15		Event ID: 0	
Place	Participants			Team	Total	Diff (D)	Pres (P)	Miss (M)	Req EI (Q)	Entry #	
1	Tsukasa Hattori	Satoru Hiura	Yuki Sakamoto	Japan	12.53	11.19	+12%	+0%	+0%	3984	
2	Cheuk Hing Ke	Cheuk Lam Ke	Ka Lok Ng	Hong Kong, China	11.93	11.38	+7%	-2%	+0%	3981	
3	Ching Hin Chan	Mang I Marco Lam	Hin Yau Tsang	Hong Kong, China	10.21	9.92	+5%	-2%	+0%	3982	
4	Tsz Hin Cheung	Siu Hang Fong	Ming Hin Tse	Hong Kong, China	5.12	6.32	-10%	-10%	+0%	3983	

Double Dutch Single Freestyle Verified Results

IJRU 2023 World Championships Results

Event: Double Dutch Single Freestyle				Division: JWC		Gender: Female		Age Group: 12-15		Event ID: 0	
Place	Participants			Team	Total	Diff (D)	Pres (P)	Miss (M)	Req EI (Q)	Entry #	
1	Ava Huston	Annie Myburgh	Holly Rhind	Australia	16.9	17.29	+5%	-2%	-5%	3924	
2	Hannelore De Maeyer	Laure Jacobs	Jade Libert	Belgium	15.63	16.96	-1%	-5%	-2%	1436	
3	Wing Yi Chiang	Yat Yin Ho	Yee Kiu Siu	Hong Kong, China	13.15	16.68	-17%	-5%	+0%	3930	
4	Yat Ning Alexis Chong	Pui Yu So	Yuet Lam Felice WONG	Hong Kong, China	12.81	14.99	-11%	-2%	-2%	3931	
5	Hiu Lam Chan	Cheuk Lam Jolie NG	Tsz Ching Gustave Yeung	Hong Kong, China	12.72	14.75	-12%	-2%	+0%	3932	
6	Yuzuki Kawakatsu	Rio Shimotsusa	Iroha Yamamoto	Japan	11.68	13.08	-6%	-5%	+0%	3934	
7	Zaida Cuthbertson	Stella Ruvo	Cora Sayed	United States of America	9.94	9.48	+7%	+0%	-2%	1452	
8	Lyna De Vos	Fleur Peeters	Lien Van Laerhoven	Belgium	8.03	10.4	-17%	-7%	+0%	1437	
9	Rani Declercq	Alix Gheysens	Katrijn Vanherzeele	Belgium	7.84	9.82	-16%	-5%	+0%	1438	
10	Leni Hallstein	Nina Schwardt	Celine Yilmaz	Germany	7.67	12.83	-39%	-2%	+0%	3927	
11	Lina Möller	Theresa Pätzmann	Sena Idil Tamer	Germany	7.2	9.41	-10%	-15%	+0%	3928	
12	Helen Hein	Erin Jenks	Emma Searle	Canada	7.18	8.9	-16%	-2%	-2%	1440	

Event: Double Dutch Single Freestyle			Division: JWC	Gender: Female	Age Group: 12-15			Event ID: 0		
Place	Participants			Team	Total	Diff (D)	Pres (P)	Miss (M)	Req EI (Q)	Entry #
13	👤 Emily Anderson	👤 Kaitlyn Wisniewski	👤 Jasmine Wright	United States of America	6.92	8.25	-8%	-7%	-2%	1450
14	👤 Elise Drogies	👤 Aenna Lischewski	👤 Frieda Rauscher	Germany	6.37	8.96	-21%	-10%	+0%	3929
15	👤 Yua Kawakami	👤 Yuma Muraoka	👤 Arisu Sakurai	Japan	5.84	9.38	-33%	-7%	+0%	3933
16	👤 Brooklyn Hautzinger	👤 Makenna Kropinske	👤 Natasha Olson	Canada	5.73	7.86	-20%	-7%	-2%	1439
17	👤 Riley Hill	👤 Madeleine Garrison	👤 Ava Wheatley	United States of America	4.55	6.87	-22%	-15%	+0%	1451
18	👤 Vienna Bielicz	👤 Hannah Evans	👤 Aylla Peters	Canada	3.93	7.17	-38%	-5%	-7%	1441
19	👤 Matisse Blot	👤 Violet Nichols	👤 Emily O'Brien	Australia	3.68	8.49	-48%	-15%	-2%	3925
20	👤 Olivia Hall	👤 Jasmine Johnson	👤 Morgan Jones	Australia	1.89	4.52	-47%	-17%	-5%	3926

Event: Double Dutch Pair Freestyle			Division: JWC	Gender: Mixed	Age Group: 12-15			Event ID: 0		
Place	Participants			Team	Total	Diff (D)	Pres (P)	Miss (M)	Req EI (Q)	Entry #
1	Aline Corrijn	Senne De Clercq	Jinte Raa Myrthe Saey	Belgium	12.2	12.47	+3%	-5%	+0%	1647
2	Kaat Defevere Charlotte Vanmeerbeek	Fenne Drieskens	Wout Horman	Belgium	10.7	8.4	+30%	-2%	+0%	1648
3	Aoba Ikegawa	Ichika Isokawa	Shuto Niwa Kono Suzuki	Japan	9.28	7.21	+34%	-2%	-2%	4078
4	Kate Cheney Matilda Whyte	Maverick Larkin	Cameron Whyte	Australia	8.78	8.35	+13%	-2%	-5%	4074
5	Luci Beattie Case Twitchell	Patric Birrer	Markus Foster	United States of America	6.32	6.27	+5%	-2%	-2%	1657
6	Chin Ting Chan Hiu Tung Ng	Hoi Tsun Fan	Man Yi Katrina Lee	Hong Kong, China	5.38	6.49	-6%	-10%	-2%	4075
7	Keigo Isobe Lynn Takasaki	Ryusuke Kawaguchi	Kaede Konishi	Japan	4.88	4.94	+6%	-2%	-5%	4080
8	Cole Drumheller	Ayesha Gandhi	Lucie Haws Naomi Hirsch	United States of America	3.9	4.72	-14%	-2%	-2%	1658
9	Tsz Ching Chan	Tsun Ka Ho Tsz Tik Leung	Man Pok Lee	Hong Kong, China	3.56	4.74	-15%	-5%	-7%	4076
10	Seoyul Choi	Dongyoung Kim	Minseop Kim Namgyeong Kim	Korea	3.38	5.15	-24%	-12%	-2%	4081
11	August Robinson	Grace Wang Emily Yuan	Kyle Yan	United States of America	2.95	4.38	-22%	-7%	-7%	1656
12	Momoka Kaede	Keita Kano Hinako Sato	Towa Komori	Japan	2.91	5.68	-40%	-10%	-5%	4079














Event: Double Dutch Pair Freestyle				Division: JWC	Gender: Mixed	Age Group: 12-15			Event ID: 0	
Place	Participants			Team	Total	Diff (D)	Pres (P)	Miss (M)	Req EI (Q)	Entry #
13	👤 Ka Ching Chang	👤 King Chung Kavis Cheng	👤 Pak Wai Chu 👤 Wai Yuet Sophie Ng	Hong Kong, China	2.17	3.31	-15%	-7%	-17%	4077

Double Dutch Pair Freestyle Verified Results IJRU 2023 World Championships Results

Event: Double Dutch Pair Freestyle				Division: JWC	Gender: Male	Age Group: 12-15			Event ID: 0	
Place	Participants			Team	Total	Diff (D)	Pres (P)	Miss (M)	Req EI (Q)	Entry #
1	👤 Tsukasa Hattori 👤 Naotaka Uchida	👤 Kanshiro Hirose	👤 Yuki Sakamoto	Japan	6.89	6.76	+4%	+0%	-2%	3988
2	👤 Ka Lok Chan	👤 Austin Mao Li	👤 Ka Lok Ng 👤 Ching Yin So	Hong Kong, China	5.01	5.06	+12%	-7%	-5%	3985
3	👤 Kin Yeung Marco AU 👤 Ming Hin Tse	👤 Tsz Hin Cheung	👤 Siu Hang Fong	Hong Kong, China	4.13	5.39	-15%	-5%	-5%	3987
4	👤 Leong Yin Chan 👤 Hin Yau Tsang	👤 YIK NAM HO	👤 Mang I Marco Lam	Hong Kong, China	3.3	5.51	-32%	-10%	-2%	3986

Double Dutch Pair Freestyle Verified Results IJRU 2023 World Championships Results

Event: Double Dutch Pair Freestyle				Division: JWC	Gender: Female	Age Group: 12-15			Event ID: 0	
Place	Participants			Team	Total	Diff (D)	Pres (P)	Miss (M)	Req EI (Q)	Entry #
1	👤 Ava Huston 👤 Holly Rhind	👤 Gabrielle Mol	👤 Annie Myburgh	Australia	16.15	14.55	+23%	-5%	-5%	3935
2	👤 Yat Ning Alexis Chong	👤 Ka Yu Shek 👤 Yuet Lam Felice WONG	👤 Pui Yu So	Hong Kong, China	12.44	13	+5%	-2%	-7%	3942
3	👤 Gabrielle Adley	👤 Berit Blankenship	👤 Katie Snyder 👤 Arielle Tillery	United States of America	10.72	10.11	+20%	-5%	-7%	1468
4	👤 Lenah Bracke	👤 Laure Jacobs	👤 Jade Libert 👤 Ella Vanhie	Belgium	10.19	9.65	+17%	-5%	-5%	1456
5	👤 Alix Gheysens	👤 Geike Haerens	👤 Saar Lippens 👤 Mona Vandecasteele	Belgium	9.27	9.11	+6%	-2%	-2%	1458

Event: Double Dutch Pair Freestyle			Division: JWC	Gender: Female	Age Group: 12-15			Event ID: 0	
Place	Participants	Team	Total	Diff (D)	Pres (P)	Miss (M)	Req EI (Q)	Entry #	
16	 Vienna  Bielicz  Aylla Peters	 Alexis Dias  Hannah Evans	Canada	2.65	4.88	-35%	-5%	-12%	1460
17	 Anya Aronne  Madeleine Mount	 Holly Hughes  Madison Leonard	United States of America	2.63	3.92	-15%	-7%	-15%	1469
	 Marie Henke	 Anna-Lena Menzer  Lillith Müller  Lena Wagemann	Germany	scratch					3938

Event: Single Rope Speed Relay		Division: WC		Gender: Mixed	Age Group: 16+ (allow 13+)	Event ID: 0		
Place	Participants	Team		Total	BaseScore	Deductions	Entry #	
1	YooSeong Choi Inseon Lee	Seungheon Han	Haejun Lee	Korea	412	412	0	4553
2	Wing Lok Chow Yin Ting Poon	Chu Ting Ho	Sum Yi Lee	Hong Kong, China	392	392	0	4552
3	Sum Tim Ip Wing Yau Tai	Laam Pui Lam	Hoi Yin Leung	Hong Kong, China	387.5	387.5	0	4550
4	Alexis Collum Naomi Tucker	Ben Cooper	Chloe Mol	Australia	374.5	374.5	0	4543
5	Zoe Grotegut Olivia Theodore	Noah Hirsch	Caleb Omari	United States of America	373.5	373.5	0	2357
6	Jacob Amster Mason Meek	Isla Gleeson	Connor Kraska	United States of America	368	368	0	2354
7	Pallieter De Hornois	Bélèn De Smet Jelle Van Heesbeke	Rune Rombaut	Belgium	362	362	0	2339
8	Kwan Ho Law Wing Yan Wong	CHON MENG LEE	Ying Nam Kay Tsui	Hong Kong, China	359	359	0	4551
9	Mathilde Drasbek Emmersen	Thea Freyvall Jonassen Emma Vedel Christensen	Tobias Freyvall Jonassen	Denmark	351.5	351.5	0	4545
10	Kira Hölscheid Felix Rühl	Simon Jahn	Johanna Kleinert	Germany	351	351	0	4548
11	Porter Ballard Hailee Ward	Seth Ingram	Dalton Kohler	United States of America	350.5	350.5	0	2355
12	Florian Bluemel Jana Trunner	Hannah Göttfert	Jonas Kretschmer	Austria	348.5	348.5	0	4544
13	Samantha Bottle Margaret Welch	Eric Hinojosa	Taylor Nicholson	United States of America	346.5	346.5	0	2356
14	Josephine Grænge Rasmussen	Mathilde Helbo Larsen Alfred Wulf-Andersen	Marcus Lu-Nielsen	Denmark	344	344	0	4546

Event: Single Rope Speed Relay		Division: WC		Gender: Mixed		Age Group: 16+ (allow 13+)		Event ID: 0	
Place	Participants	Team		Total	BaseScore	Deductions	Entry #		
15	Aiko Hendrickx Ben Verbraeken Manon Orban Lorena Premereur	Belgium		342.5	342.5	0	2338		
16	Sarah Höfers Fabienne Metzger Simone Illing Mark Maurer	Germany		341.5	341.5	0	4549		
17	Parker Campbell Alyssa Peterson Owen Lucas Jackie Neumann	Canada		332.5	332.5	0	2343		
18	Amelie De Keersmaecker Jytse Peeters Ewoud Maelfeyt Liana Malandrini	Belgium		324.5	324.5	0	2340		
19	Ethan Justin Aislyn Marquis Ryan Justin Jennifer Kirkland	Canada		320	320	0	2344		
20	Leonie Götze Cameron Helm Matthew Turner Maria Charlotte Kramer Eric Seeger	Germany		319	319	0	4547		
21	Cameron Helm Matthew Turner Jordis Hickie Helena Schales	Canada		315.5	315.5	0	2341		
22	Halle Borden Naoki Matsumura Garrett Bruinsma Kelly Fersovich Clara Ingbrigston	Canada		262.5	262.5	0	2342		

Single Rope Speed Relay Verified Results

IJRU 2023 World Championships Results

Event: Single Rope Speed Relay		Division: WC		Gender: Male		Age Group: 16+ (allow 13+)		Event ID: 0	
Place	Participants	Team		Total	BaseScore	Deductions	Entry #		
1	Jongmin Choi Changhyeok Yang Wonwoo Kim Jihun Lee	Korea		422	422	0	4479		
2 T	Jiwoo Choi Seungmin Seo Minyoung Lee Hyowon Park	Korea		407	407	0	4480		
2 T	Cheuk Kiu Au Pak Kin Pang Cheuk Kei Chu Yun San Leung	Hong Kong, China		407	407	0	4474		
4	Naoki Matsumura Nao Mihara Shun Yoshikawa Sho Nakahara	Japan		402.5	402.5	0	4478		

















































Event: Single Rope Speed Relay		Division: WC		Gender: Male		Age Group: 16+ (allow 13+)		Event ID: 0	
Place	Participants	Team		Total	BaseScore	Deductions	Entry #		
5	👤 Shue Hei Cheng	👤 Long Wai Ho 👤 Wai Wa Anson Man	👤 Chun Ho Law	Hong Kong, China	393	393	0	4475	
6	👤 Jinuk Jung 👤 Chanje Park	👤 Hwarang Lee	👤 sungjun Lee	Korea	375.5	375.5	0	4481	
7	👤 Ming Hei Tango Seto	👤 Po Hang Parco Shum	👤 Kai Ming Wong 👤 Tin Long Yeung	Hong Kong, China	374.5	374.5	0	4476	
8	👤 Lode D'hollander	👤 Kasper De Bruyn	👤 Jelle Desmet 👤 Matthias Hiele	Belgium	366.5	366.5	0	2220	
9	👤 Mkhululi Gosa 👤 Malusi Tumtumana	👤 Buyisile Hubela	👤 Tshilwane Sonopo	South Africa	353.5	353.5	0	4482	
10	👤 Tim Branswyk 👤 Arne Vangeenberghe	👤 Pieter-Jan De Backer	👤 Klaas Van Mechelen	Belgium	350	350	0	2219	
11	👤 August Robinson	👤 Ryan Rogers 👤 Kyle Yan	👤 Dylan Wang	United States of America	348	348	0	2232	
12	👤 Adam Kochanek 👤 Sam Scott	👤 John Moses	👤 Foster Sariscak	United States of America	331	331	0	2230	
13	👤 Benton Borie 👤 Brian Sherman	👤 Jacob Godwin	👤 Alex McManuels	United States of America	299.5	299.5	0	2231	
	👤 Kai Hattori 👤 Kan Takemura	👤 Kaiya Inaba	👤 Haruki Sugimoto	Japan	scratch			4477	











Single Rope Speed Relay Verified Results

IJRU 2023 World Championships Results

Event: Single Rope Speed Relay		Division: WC		Gender: Female		Age Group: 16+ (allow 13+)		Event ID: 0	
Place	Participants	Team		Total	BaseScore	Deductions	Entry #		
1 T	👤 Jihyun Bae 👤 Eunseo Lee	👤 Hyunji Kim	👤 Linyeong Kim	Korea	388.5	388.5	0	4343	
1 T	👤 Hiu Lam Chan 👤 Chui Shan Yan	👤 Kei Ching Chan	👤 Tsz Yuet Sheena Li	Hong Kong, China	388.5	388.5	0	4339	

Event: Single Rope Speed Relay		Division: WC		Gender: Female	Age Group: 16+ (allow 13+)	Event ID: 0		
Place	Participants	Team		Total	BaseScore	Deductions	Entry #	
3	Elise Audiens Floortje Putteman	Paulien Derden	Fien Leplae	Belgium	387.5	387.5	0	1994
4	Jaymee Gilbert	Jacqueline Hunter	Anabelle Julias Iyla King	Australia	385	385	0	4328
5	Ka Yi Fung Nga Hei Siu	Yu Ki Li	Wing Shih	Hong Kong, China	384	384	0	4338
6	Ryoka Ebihara Runa Teshima	Nene Kiriki	Kao Saito	Japan	381	381	0	4342
7	Ziqi Chen Hiu Tung Yuen	Sum Yee Li	Lok Yin Charisse Shea	Hong Kong, China	378	378	0	4340
8 T	Jemma Bihari	Jasmine Hawkins	Makella Hoad Jessica Poon	Australia	374.5	374.5	0	4327
8 T	Lara Desmet Joska Lauweryns	Janne Dewaele	Zoë Dhondt	Belgium	374.5	374.5	0	1995
10	Erika Ebersole Kennedy Morris	Lauren Ellis	Natalie "Camille" Ellis	United States of America	374	374	0	2017
11	Eunseo Jo Kyoungmi Park	Bomi Kim	Dahye Lee	Korea	373	373	0	4344
12	Lou Aubree	Mathilde Bataille	Abigail Maraux Gwenaëlle Maraux	France	365.5	365.5	0	4333
13	Jana Baeyens-De Bock Rhuna Vael	Larissa Premereur	Mirte Schuurmans	Belgium	361	361	0	1996
14	Hanna Andersson	Lova Lindgren Sara Nässel	Ina Murmark	Sweden	356.5	356.5	0	4345
15 T	Olivia Gessner Anna Uhl	Julia Schmid	Verena Silbereisen	Germany	355	355	0	4335
15 T	Ellen Bøgh Krogh-Madsen	Lea Henriksen Natacha Vincent	Sif Printz	Denmark	355	355	0	4332

Event: Single Rope Speed Relay		Division: WC		Gender: Female		Age Group: 16+ (allow 13+)		Event ID: 0	
Place	Participants			Team	Total	BaseScore	Deductions	Entry #	
17	 Sarayah Killins	 Sydney McLennan	 Sydney Nicholls  Stephanie Weeks	Canada	354	354	0	1997	
18	 Holly Copeland  Dalia Madanick	 Lillian James	 Lilly Kohout	United States of America	348	348	0	2019	
19	 Fiona Andrea Hoffmann  Maria Aurelia Mannheim	 Mia Emily Koslowski	 Sarah Monique Krauß	Germany	347.5	347.5	0	4336	
20	 Lea Friedrich  Tabea Paul	 Lilli Hallstein	 Lilly Kumpf	Germany	342.5	342.5	0	4337	
21	 Peri Ann Houk	 Julia Kannengießer	 Maike Preuß  Katrin Ryan	Germany	341	341	0	4334	
22	 Sophia Berry  Ava Ryann Winslow	 Addie Gilner	 Elena Oh	United States of America	338.5	338.5	0	2020	
23	 Ella Budge  Rylee Turnbow	 Avery Gunnell	 Sydney Schmidt	United States of America	338	338	0	2018	
24	 Line Fromberg  Herdis-Marie Møller Nielsen	 Vigga Kruse Partsch	 Sara Mekis Bach	Denmark	335.5	335.5	0	4331	
25	 Arden Mills  Kaeli Wiens	 Faith Stewart	 Reagan Symonds	Canada	335	335	0	1998	
26	 Daniela Cajthamlová  Amálie Svobodová	 Veronika Dvořáková	 Eliška Sklenářová	Czech Republic	334	334	0	4330	
27	 Regina Bozsik  Dorottya Mária Zelei	 Lilla Hanuszik	 Diána Katalin Zelei	Hungary	331.5	331.5	0	4341	
28	 Phoebe Bruhn  Ella Winstanley	 Charlotte Garbutt	 Brooklyn Hoddinott	Australia	321.5	321.5	0	4329	

Event: Single Rope Speed Relay		Division: WC		Gender: Female	Age Group: 16+ (allow 13+)	Event ID: 0		
Place	Participants			Team	Total	BaseScore	Deductions	Entry #
29	 Sophie Dumont  Sydney Stevens	 Meghan McGill	 Jocelyn Simon	Canada	320.5	320.5	0	2000
30	 Paige Baker  Genny Slavin	 Lily Maxwell	 Hannah Miller	Canada	308	308	0	1999
31	 Lena Anna Emmenegger  Valérie Von Büren	 Lena Münger	 Celia Tellenbach	Switzerland	281	281	0	5039

Event: Single Rope Double Unders Relay			Division: WC	Gender: Mixed	Age Group: 16+ (allow 13+)	Event ID: 0	
Place	Participants	Team	Total	BaseScore	Deductions	Entry #	
1	Hoi Yin Leung Wing Yau Tai	Hong Kong, China	190	190	0	4562	
2	Chu Ting Ho Sum Yi Lee	Hong Kong, China	187	187	0	4564	
3	Dahye Lee sungjun Lee	Korea	186	186	0	4566	
4	Zoe Grotegut Noah Hirsch	United States of America	179	179	0	2382	
5 T	Florian Bluemel Hannah Göttfert	Austria	178	178	0	4556	
5 T	Océanie Foubert Jelle Van Heesbeke	Belgium	178	178	0	2362	
7	Jiwoo Choi Inseon Lee	Korea	176	176	0	4567	
8	Eunseo Lee Haejun Lee	Korea	175	175	0	4565	
9	Mathilde Drasbek Tobias Freyvall Jonassen Emmersen	Denmark	172	172	0	4558	
10 T	Leonie Götze Eric Seeger	Germany	170	170	0	4560	
10 T	Ben Cooper Jaymee Gilbert	Australia	170	170	0	4554	
10 T	Ella Budge Dalton Kohler	United States of America	170	170	0	2380	
13	Mathilde Helbo Larsen Alfred Wulf-Andersen	Denmark	168.5	168.5	0	4559	
14	Everett Graham Katelyn Starr	Canada	165	165	0	2365	
15	Sze Nga Ng Wai Kwan Woo	Hong Kong, China	163	163	0	4563	
16 T	Sarah Höfers Mark Maurer	Germany	160	160	0	4561	
16 T	Preston Ballard Hailee Ward	United States of America	160	160	0	2381	
16 T	Owen Lucas Alyssa Peterson	Canada	160	160	0	2364	
19 T	Carleigh Bott Austin Claar	United States of America	159	159	0	2379	
19 T	Thomas Cunningham Jordis Hickie	Canada	159	159	0	2366	
21	Liana Malandrini Jytse Peeters	Belgium	156	156	0	2363	
22	Abbey George Samuel George	Australia	155.5	155.5	0	4555	
23	Aiko Hendrickx Ben Verbraeken	Belgium	150.5	150.5	0	2361	
24	Parker Campbell Jackie Neumann	Canada	142.5	142.5	0	2367	
25	Tobiáš Kadlec Amálie Svobodová	Czech Republic	132.5	132.5	0	4557	
26	Martin Angst Sheryl Fischlin	Switzerland	101.5	101.5	0	5044	

Event: Single Rope Double Unders Relay			Division: WC	Gender: Male	Age Group: 16+ (allow 13+)	Event ID: 0	
Place	Participants	Team	Total	BaseScore	Deductions	Entry #	
1	Cheuk Kei Chu Yun San Leung	Hong Kong, China	196	196	0	4484	
2	Kai Hattori Kaiya Inaba	Japan	195	195	0	4487	
3	Seungheon Han Wonwoo Kim	Korea	189.5	189.5	0	4491	
4	Jongmin Choi YooSeong Choi	Korea	185	185	0	4490	
5	Jacob Amster Connor Kraska	United States of America	180	180	0	2250	
6	Jihun Lee Changhyeok Yang	Korea	178.5	178.5	0	4489	
7	Porter Ballard Seth Ingram	United States of America	178	178	0	2252	
8	Kai Ming Wong Tin Long Yeung	Hong Kong, China	175	175	0	4486	
9 T	Jelle Desmet Matthias Hiele	Belgium	171	171	0	2234	
9 T	Pieter-Jan De Backer Klaas Van Mechelen	Belgium	171	171	0	2233	
11	Long Wai Ho Sai Kit Lau	Hong Kong, China	166.5	166.5	0	4485	
12	Mkhululi Gosa Tshilwane Sonopo	South Africa	165	165	0	4493	
13	Simon Jahn Felix Rühl	Germany	164	164	0	4483	
14	Ryan Rogers Dylan Wang	United States of America	160	160	0	2253	
15	John Moses Foster Sariscak	United States of America	157	157	0	2251	
16	Cameron Helm Matthew Turner	Canada	143	143	0	2237	
17	Samuel Kliever Finn Tolley	Canada	139	139	0	2236	
18	Buyisile Hubela Malusi Tumtumana	South Africa	100	100	0	4494	
	Naoki Matsumura Shun Yoshikawa	Japan	scratch			4488	

Single Rope Double Unders Relay Verified Results

IJRU 2023 World Championships Results

Event: Single Rope Double Unders Relay			Division: WC	Gender: Female	Age Group: 16+ (allow 13+)	Event ID: 0	
Place	Participants	Team	Total	BaseScore	Deductions	Entry #	
1	Jemma Bihari Jessica Poon	Australia	187	187	0	4346	
2	Kitti Andorfi-Kovács Anna Csermák	Hungary	183	183	0	4364	
3	Ka Yi Fung Yu Ki Li	Hong Kong, China	180.5	180.5	0	4359	
4 T	Lilla Hanuszik Diána Katalin Zelei	Hungary	180	180	0	4363	
4 T	Jasmine Hawkins Chloe Mol	Australia	180	180	0	4347	
6	Antonia Böge Lilith Schultheis	Germany	179.5	179.5	0	4356	

Event: Single Rope Double Unders Relay		Division: WC		Gender: Female		Age Group: 16+ (allow 13+)		Event ID: 0	
Place	Participants	Team	Total	BaseScore	Deductions	Entry #			
7	👤 Lauren Ellis	👤 Natalie "Camille" Ellis	United States of America	177	177	0	2050		
8	👤 Elise Audiens	👤 Paulien Derden	Belgium	176.5	176.5	0	2025		
9	👤 Holly Copeland	👤 Lilly Kohout	United States of America	175	175	0	2053		
10	👤 Annika Reinhardt	👤 Viviane Simon	Germany	174	174	0	4358		
11 T	👤 Larissa Premereur	👤 Mirte Schuurmans	Belgium	173	173	0	2027		
11 T	👤 Lara Desmet	👤 Janne Dewaele	Belgium	173	173	0	2026		
13	👤 Phoebe Bruhn	👤 Anabelle Julias	Australia	170	170	0	4349		
14	👤 Hannah Miller	👤 Sydney Nicholls	Canada	169	169	0	2029		
15	👤 Brooklyn Hoddinott	👤 Iyla King	Australia	168	168	0	4348		
16	👤 Mathilde Bataille	👤 Sharleen Tran	France	167.5	167.5	0	4354		
17	👤 Jihyun Bae	👤 Hyunji Kim	Korea	166	166	0	4366		
18 T	👤 Hiu Lam Chan	👤 Tsz Yuet Sheena Li	Hong Kong, China	165.5	165.5	0	4360		
18 T	👤 Erika Ebersole	👤 Ashley "Renee" Ellis	United States of America	165.5	165.5	0	2051		
20	👤 Lily Maxwell	👤 Genny Slavin	Canada	161	161	0	2031		
21	👤 Samantha Bottle	👤 Margaret Welch	United States of America	160	160	0	2052		
22 T	👤 Hanna Andersson	👤 Ina Murmark	Sweden	159	159	0	4367		
22 T	👤 Raphaela Horsch	👤 Sophie Kusiek	Germany	159	159	0	4357		
22 T	👤 Paige Baker	👤 Sydney McLennan	Canada	159	159	0	2030		
25	👤 Sif Printz	👤 Natacha Vincent	Denmark	157.5	157.5	0	4353		
26	👤 Ziqi Chen	👤 Lok Yin Charisse Shea	Hong Kong, China	157	157	0	4361		
27	👤 Line Fromberg	👤 Vigga Kruse Partsch	Denmark	156	156	0	4352		
28	👤 Ryoka Ebihara	👤 Nene Kiriki	Japan	155	155	0	4365		

Event: Single Rope Double Unders Relay		Division: WC	Gender: Female	Age Group: 16+ (allow 13+)			Event ID: 0
Place	Participants	Team	Total	BaseScore	Deductions	Entry #	
29	👤 Panna Podmaniczki 👤 Gréta Sebesy	Hungary	154.5	154.5	0	4362	
30	👤 Peyton Gendreau 👤 Emma Teskey	Canada	153	153	0	2028	
31	👤 Veronika Dvořáková 👤 Eliška Sklenářová	Czech Republic	142	142	0	4351	
32	👤 Yu-Ching Hung 👤 PEI-YING WU	Chinese Taipei	138	138	0	4350	
33	👤 Julia Schmid 👤 Anna Uhl	Germany	133.5	133.5	0	4355	

Event: Double Dutch Speed Relay		Division: WC		Gender: Mixed	Age Group: 16+ (allow 13+)	Event ID: 0		
Place	Participants	Team		Total	BaseScore	Deductions	Entry #	
1	Sum Tim Ip Wing Yau Tai	Laam Pui Lam	Hoi Yin Leung	Hong Kong, China	414	414	0	4576
2	Wing Lok Chow Sum Yi Lee	Chu Ting Ho	Chi Ki LAW	Hong Kong, China	409.5	409.5	0	4578
3	Josephine Grænge Rasmussen	Lea Henriksen Alfred Wulf-Andersen	Marcus Lu-Nielsen	Denmark	382.5	382.5	0	4572
4	Kobe Caryn	Joyce De Temmerman	Jens Ockerman Laurena Van Leeuwen	Belgium	382	382	0	2387
5	Marie Broen Magersholt	Mathilde Helbo Larsen	Simon Meincke Karoline Nørgaard	Denmark	380	380	0	4571
6	Luke Boon	Belinda Charlesworth	Ben Cooper Makella Hoad	Australia	372	372	0	4569
7	Jongmin Choi Hyeonji Lee	YooSeong Choi	Hyeonbeom Heo	Korea	371.5	371.5	0	4580
8	Cecilie Christensen Emma Vedel Christensen	Thea Freyvall Jonassen	Tobias Freyvall Jonassen	Denmark	366	366	0	4570
9	Porter Ballard Dalton Kohler	Avery Gunnell	Seth Ingram	United States of America	361	361	0	2403
10	Aiko Hendrickx Manon Orban	Hanne Huyghe	Alec Meysami Fard	Belgium	340	340	0	2385
11	Dahye Lee sungjun Lee	Eunseo Lee	Haejun Lee	Korea	337.5	337.5	0	4579
12 T	Leonie Götze	Maria Charlotte Kramer	Linda Schneider Eric Seeger	Germany	322	322	0	4573
12 T	Zoe Grotgut Olivia Theodore	Noah Hirsch	Caleb Omari	United States of America	322	322	0	2405
14	Kira Hölscheid Felix Rühl	Simon Jahn	Johanna Kleinert	Germany	318	318	0	4574

Event: Double Dutch Speed Relay		Division: WC		Gender: Mixed		Age Group: 16+ (allow 13+)		Event ID: 0	
Place	Participants	Team		Total	BaseScore	Deductions	Entry #		
15	Julchen De Bondt	Océanie Foubert	Rune Rombaut Jelle Van Heesbeke	Belgium	313.5	313.5	0	2386	
16	Kwan Ho Law Wing Yan Wong	CHON MENG LEE	Ying Nam Kay Tsui	Hong Kong, China	304.5	304.5	0	4577	
17	Preston Ballard Hailee Ward	Alix Beattie	Analee Ricks	United States of America	300	300	0	2404	
18	Thomas Cunningham	Cameron Helm Samuel Kliever	Jordis Hickie	Canada	296	296	0	2389	
19	Shailah Aggarson Alyssa Peterson	Owen Lucas	Jackie Neumann	Canada	270.5	270.5	0	2388	
20	Elijah Foster Flora Nimkoff	Taylor Fox	Liora Lovins	United States of America	261.5	261.5	0	2406	
21	Makenzie Adams	Hanna Janes Jacob Nussey	Delia Miles	Canada	245	245	0	2391	
22	Ethan Justin Ashley Rheault	Ryan Justin	Jennifer Kirkland	Canada	236	236	0	2390	
23	Bianca Illing Fabienne Metzger	Simone Illing	Mark Maurer	Germany	222	222	0	4575	
24	Christian Maskito Thomas Norman	Lyric McDougall	Rebekah Norman	Australia	194	194	0	4568	

Double Dutch Speed Relay Verified Results

IJRU 2023 World Championships Results

Event: Double Dutch Speed Relay		Division: WC		Gender: Male		Age Group: 16+ (allow 13+)		Event ID: 0	
Place	Participants	Team		Total	BaseScore	Deductions	Entry #		
1	Cheuk Kiu Au Pak Kin Pang	Cheuk Kei Chu	Cheong Chun Leung	Hong Kong, China	449	449	0	4495	
2	Jumpei Fujita Toma Shirai	Dae Hee Lee	Kohei Seki	Japan	446.5	446.5	0	4499	
3	Ming Hei Tango Seto	Po Hang Parco Shum	Kai Ming Wong Tin Long Yeung	Hong Kong, China	411.5	411.5	0	4497	

Event: Double Dutch Speed Relay		Division: WC		Gender: Male		Age Group: 16+ (allow 13+)		Event ID: 0	
Place	Participants	Team		Total	BaseScore	Deductions	Entry #		
4	Lode D'hollander	Kasper De Bruyn	Jelle Desmet Matthias Hiele	Belgium	395.5	395.5	0	2255	
5	Chung Man Cheung	Sai Kit Lau Wai Wa Anson Man	Chun Ho Law	Hong Kong, China	381	381	0	4496	
6	Tim Branswyk Klaas Van Mechelen	Pieter-Jan De Backer	Tibo De Schepper	Belgium	338	338	0	2254	
7	Jiwoo Choi Hyowon Park	Jinuk Jung	Chanje Park	Korea	273	273	0	4500	
8	Mason Meek Sam Scott	John Moses	Foster Sariscak	United States of America	263	263	0	2262	
	Kai Hattori Kan Takemura	Kaiya Inaba	Haruki Sugimoto	Japan	scratch			4498	

Double Dutch Speed Relay Verified Results

IJRU 2023 World Championships Results

Event: Double Dutch Speed Relay		Division: WC		Gender: Female		Age Group: 16+ (allow 13+)		Event ID: 0	
Place	Participants	Team		Total	BaseScore	Deductions	Entry #		
1	Hiu Lam Chan	Tsz Yuet Sheena Li	Ching Ho Wan Chui Shan Yan	Hong Kong, China	427	427	0	4380	
2	Cheuk Lam Li Hiu Tung Yuen	Sum Yee Li	Lok Yin Charisse Shea	Hong Kong, China	392	392	0	4381	
3	Line Fromberg Charlotte Schaffalitzky de Muckadell	Vigga Kruse Partsch	Herdis-Marie Møller Nielsen	Denmark	377.5	377.5	0	4372	
4	Lara Desmet Joska Lauweryns	Janne Dewaele	Jilka Lauweryns	Belgium	373	373	0	2058	
5	Ryoka Ebihara Runa Teshima	Nene Kiriki	Kao Saito	Japan	368	368	0	4383	

Event: Double Dutch Speed Relay		Division: WC		Gender: Female	Age Group: 16+ (allow 13+)	Event ID: 0		
Place	Participants			Team	Total	BaseScore	Deductions	Entry #
6	👤 Ellen Bøgh Krogh-Madsen	👤 Laura Francis 👤 Natacha Vincent	👤 Sif Printz	Denmark	367.5	367.5	0	4373
7	👤 Lova Lindgren 👤 Olivia Odenhag	👤 Ina Murmark	👤 Sara Nässel	Sweden	361	361	0	4385
8	👤 Elise Audiens 👤 Floortje Putteman	👤 Paulien Derden	👤 Fien Leplae	Belgium	360	360	0	2057
9	👤 Ashley "Renee" Ellis 👤 Kennedy Morris	👤 Lauren Ellis	👤 Natalie "Camille" Ellis	United States of America	358.5	358.5	0	2079
10	👤 Ine Billiet 👤 Ellen De Buck	👤 Sara De Boever	👤 Anoeck De Buck	Belgium	355.5	355.5	0	2059
11	👤 Peri Ann Houk	👤 Julia Kannengießler	👤 Maïke Preuß 👤 Katrin Ryan	Germany	346.5	346.5	0	4375
12	👤 Jemma Bihari 👤 Naomi Tucker	👤 Chloe Mol	👤 Jessica Poon	Australia	345	345	0	4368
13	👤 Nok Ching Chang	👤 Ka Yi Fung 👤 Nga Hei Siu	👤 Wing Shih	Hong Kong, China	340	340	0	4379
14	👤 Daniela Cajthamlová 👤 Amálie Svobodová	👤 Veronika Dvořáková	👤 Eliška Sklenářová	Czech Republic	337	337	0	4371
15	👤 Regina Bozsik 👤 Dorottya Mária Zelei	👤 Lilla Hanuszik	👤 Diána Katalin Zelei	Hungary	329	329	0	4382
16	👤 Sophia Berry 👤 Ava Ryann Winslow	👤 Addie Gilner	👤 Elena Oh	United States of America	325.5	325.5	0	2081
17	👤 Lou Aubree	👤 Mathilde Bataille	👤 Abigail Maraux 👤 Gwenaëlle Maraux	France	322	322	0	4374
18	👤 Eunseo Jo 👤 Inseon Lee	👤 Bomi Kim	👤 Hyunji Kim	Korea	312	312	0	4384
19	👤 Holly Copeland 👤 Ariana Mason	👤 Lillian James	👤 Lilly Kohout	United States of America	309.5	309.5	0	2082

Event: Double Dutch Speed Relay		Division: WC		Gender: Female	Age Group: 16+ (allow 13+)	Event ID: 0		
Place	Participants			Team	Total	BaseScore	Deductions	Entry #
20	 Enja Kubitschke  Viviane Simon	 Annika Reinhardt	 Svenja Reinhardt	Germany	298.5	298.5	0	4377
21	 Olivia Gessner  Anna Uhl	 Julia Schmid	 Verena Silbereisen	Germany	291.5	291.5	0	4376
22	 Arden Mills  Kaeli Wiens	 Faith Stewart	 Reagan Symonds	Canada	268	268	0	2060
23	 Piper Bourne  Sophie Symanczyk	 Jordan Carr	 Jenna Pennington	Canada	263.5	263.5	0	2062
24	 Ella Budge  Rylee Turnbow	 Kylee McCloney	 Sydney Schmidt	United States of America	262	262	0	2080
25	 Mia Emily Koslowski  Fabienne Wilk	 Leonie Mathilda Kramer	 Maria Aurelia Mannheim	Germany	261	261	0	4378
26	 Anjileen Downey	 Brooklyn Hoddinott	 Iyla King  Bethany Lakeman	Australia	241	241	0	4369
27	 Sophie Dumont  Sydney Stevens	 Meghan McGill	 Jocelyn Simon	Canada	233	233	0	2061
28	 Phoebe Bruhn  Anabelle Julias	 Grace Bucklar	 Charlotte Garbutt	Australia	225	225	0	4370
29	 Abigail Hein  Alexandra Olson	 Helen Hein	 Erin Jenks	Canada	183	183	0	2063





























































Event: Double Dutch Speed Sprint		Division: WC		Gender: Mixed	Age Group: 16+ (allow 13+)	Event ID: 0		
Place	Participants			Team	Total	BaseScore	Deductions	Entry #
1	Sum Tim Ip	Laam Pui Lam	Hoi Yin Leung	Hong Kong, China	223	223	0	4589
2	Simon Meincke	Karoline Nørgaard	Alfred Wulf-Andersen	Denmark	222	222	0	4585
3	Luke Boon	Ben Cooper	Makella Hoad	Australia	216	216	0	4581
4	Joyce De Temmerman	Jens Ockerman	Laurena Van Leeuwen	Belgium	211	211	0	2411
5	Cecilie Christensen	Thea Freyvall Jonassen	Tobias Freyvall Jonassen	Denmark	208	208	0	4584
6	Jongmin Choi	YooSeong Choi	Hyeonji Lee	Korea	207	207	0	4592
7	Zoe Grotegut	Caleb Omari	Olivia Theodore	United States of America	206	206	0	2430
8	Wing Lok Chow	Chu Ting Ho	Chi Ki LAW	Hong Kong, China	200	200	0	4591
9	Julchen De Bondt	Rune Rombaut	Jelle Van Heesbeke	Belgium	197	197	0	2410
10	Eunseo Lee	Haejun Lee	sungjun Lee	Korea	186.5	186.5	0	4593
11	Hanne Huyghe	Alec Meysami Fard	Manon Orban	Belgium	185	185	0	2409
12	Thomas Cunningham	Jordis Hickie	Samuel Kliever	Canada	183	183	0	2412
13	Mathilde Bataille	Sharleen Tran	Noah Villedieu	France	177	177	0	4586
14	CHON MENG LEE	Sze Nga Ng	Ying Nam Kay Tsui	Hong Kong, China	173.5	173.5	0	4590
15	Jacob Amster	Connor Kraska	Jeanette Meek	United States of America	169	169	0	2428
16	Hanna Janes	Delia Miles	Jacob Nussey	Canada	165	165	0	2414
17	Elijah Foster	Taylor Fox	Liora Lovins	United States of America	159	159	0	2429
18	Benton Borie	Jacob Godwin	Lorelei Jones	United States of America	152	152	0	2427
19	Everett Graham	Rowan Reef	Katelyn Starr	Canada	140	140	0	2413
20	Laura Francis	Marcus Lu-Nielsen	Sif Printz	Denmark	134	134	0	4583
21	Leonie Götze	Linda Schneider	Eric Seeger	Germany	126.5	126.5	0	4587
22	Bianca Illing	Simone Illing	Mark Maurer	Germany	123	123	0	4588
23	Ryan Justin	Shyla Justin	Aislyn Marquis	Canada	113	113	0	2415
24	Christian Maskito	Lyric McDougall	Rebekah Norman	Australia	97.5	97.5	0	4582










Event: Double Dutch Speed Sprint				Division: WC	Gender: Male	Age Group: 16+ (allow 13+)	Event ID: 0	
Place	Participants			Team	Total	BaseScore	Deductions	Entry #
1	Cheuk Kei Chu	Yun San Leung	Pak Kin Pang	Hong Kong, China	244	244	0	4502
2	Jumpei Fujita	Dae Hee Lee	Kohei Seki	Japan	221	221	0	4506
3	Lode D'hollander	Kasper De Bruyn	Matthias Hiele	Belgium	211	211	0	2264
4	Sai Kit Lau	Chun Ho Law	Wai Wa Anson Man	Hong Kong, China	208	208	0	4503
5	Porter Ballard	Seth Ingram	Dalton Kohler	United States of America	205.5	205.5	0	2277
6	Ming Hei Tango Seto	Po Hang Parco Shum	Kai Ming Wong	Hong Kong, China	194.5	194.5	0	4504
7	Kai Hattori	Sora Inaba	Haruki Sugimoto	Japan	183	183	0	4505
8	Tim Branswyk	Tibo De Schepper	Klaas Van Mechelen	Belgium	181	181	0	2263
9	Seunghoon Han	Hwarang Lee	Minyoung Lee	Korea	151.5	151.5	0	4508
10	Mason Meek	John Moses	Foster Sariscak	United States of America	138.5	138.5	0	2276
11	Jiwoo Choi	Jinuk Jung	Chanje Park	Korea	137	137	0	4507
12	Adam Kochanek	Alex McManuels	Sam Scott	United States of America	109	109	0	2278
13	Simon Jahn	Fabio Porini	Felix Rühl	Germany	107.5	107.5	0	4501
14	Preston Ballard	Patric Birrer	Seth Price	United States of America	104	104	0	2279
15	Cameron Helm	Finn Tolley	Matthew Turner	Canada	72.5	72.5	0	2265

Double Dutch Speed Sprint Verified Results

IJRU 2023 World Championships Results

Event: Double Dutch Speed Sprint				Division: WC	Gender: Female	Age Group: 16+ (allow 13+)	Event ID: 0	
Place	Participants			Team	Total	BaseScore	Deductions	Entry #
1	Ashley "Renee" Ellis	Lauren Ellis	Natalie "Camille" Ellis	United States of America	210	210	0	2111
2	Elise Audiens	Fien Leplae	Floortje Putteman	Belgium	207.5	207.5	0	2086
3	Kei Ching Chan	Ching Ho Wan	Chui Shan Yan	Hong Kong, China	202	202	0	4399
4	Ryoka Ebihara	Nene Kiriki	Runa Teshima	Japan	200	200	0	4402
5	Lou Aubree	Abigail Maraux	Gwenaëlle Maraux	France	199	199	0	4393
6	Peri Ann Houk	Julia Kannengießner	Katrin Ryan	Germany	190	190	0	4394
7	Ziqi Chen	Cheuk Lam Li	Lok Yin Charisse Shea	Hong Kong, China	188.5	188.5	0	4400

Event: Double Dutch Speed Sprint		Division: WC		Gender: Female	Age Group: 16+ (allow 13+)	Event ID: 0		
Place	Participants			Team	Total	BaseScore	Deductions	Entry #
8	 Ellen Bøgh Krogh-Madsen	 Lea Henriksen	 Natacha Vincent	Denmark	186	186	0	4390
9	 Line Fromberg	 Herdis-Marie Møller Nielsen	 Charlotte Schaffalitzky de Muckadell	Denmark	183	183	0	4392
10	 Sophia Berry	 Addie Gilner	 Elena Oh	United States of America	176.5	176.5	0	2112
11	 Veronika Dvořáková	 Eliška Sklenářová	 Amálie Svobodová	Czech Republic	173	173	0	4389
12	 Zoë Dhondt	 Jilka Lauweryns	 Joska Lauweryns	Belgium	172	172	0	2087
13	 Hanna Andersson	 Ina Murmark	 Olivia Odenhag	Sweden	171	171	0	4404
14	 Anjileen Downey	 Brooklyn Hoddinott	 Iyla King	Australia	170	170	0	4386
15	 Viggja Kruse Partsch	 Sara Mekis Bach	 Vera Roed Grarup	Denmark	160	160	0	4391
16	 Jemma Bihari	 Chloe Mol	 Naomi Tucker	Australia	159.5	159.5	0	4387
17	 Arden Mills	 Brittany van Herk	 Kaeli Wiens	Canada	157.5	157.5	0	2092
18	 Bomi Kim	 Hyunji Kim	 Inseon Lee	Korea	155	155	0	4403
19	 Olivia Gessner	 Verena Silbereisen	 Anna Uhl	Germany	153.5	153.5	0	4395
20	 Regina Bozsik	 Lilla Hanuszik	 Dorottya Mária Zelei	Hungary	150.5	150.5	0	4401
21 T	 Nok Ching Chang	 Ka Yi Fung	 Nga Hei Siu	Hong Kong, China	145	145	0	4398
21 T	 Enya Fuß	 Felicia Kustner	 Elina Sejdiu	Germany	145	145	0	4396
23	 Jordan Carr	 Jenna Pennington	 Sophie Symanczyk	Canada	143	143	0	2091
24	 Shailah Aggarson	 Jackie Neumann	 Alyssa Peterson	Canada	140	140	0	2090
25	 Charlotte Garbutt	 Anabelle Julias	 Riley Winstanley	Australia	139	139	0	4388
26	 Alix Beattie	 Analee Ricks	 Hailee Ward	United States of America	137.5	137.5	0	2109
27	 Ronja Jürgens	 Elsa Sophia Kayser	 Janine Liss	Germany	135	135	0	4397

Event: Double Dutch Speed Sprint		Division: WC		Gender: Female	Age Group: 16+ (allow 13+)	Event ID: 0		
Place	Participants	Team		Total	BaseScore	Deductions	Entry #	
28	 Kate Green  Haylee Hutchings  Kylie Trull	United States of America		134	134	0	2110	
29	 Anoek De Buck  Ellen De Buck  Bauwke Ongena	Belgium		121.5	121.5	0	2088	
30	 Clea Brummitt  Faith Stewart  Reagan Symonds	Canada		97	97	0	2089	

Event: Single Rope Speed Relay		Division: JWC		Gender: Mixed	Age Group: 12-15			Event ID: 0
Place	Participants			Team	Total	BaseScore	Deductions	Entry #
1	Aoba Ikegawa Kono Suzuki	Ichika Isokawa	Shuto Niwa	Japan	370.5	370.5	0	3999
2	Bolin Chen Zihan Zhao	Jinhang Li	Lang Ming	China	365	365	0	3993
3	Jiwon Choi Woojeong Lee	Uk Choi	Seoyul Choi	Korea	360.5	360.5	0	4000
4	Chin Ting Chan	Man Yi Katrina Lee	Jayden Leung Hiu Tung Ng	Hong Kong, China	354.5	354.5	0	3996
5	Ponkamon Aiadpradit Preraya Plubpla	Worawet Logat	Prerachaya Plubpla	Thailand	352	352	0	5022
6	Tsz Ching Chan Tsz Ho Wong	Tsun Ka Ho	Tsz Tik Leung	Hong Kong, China	337	337	0	3997
7	Cole Drumheller Naomi Hirsch	Ayesha Gandhi	Lucie Haws	United States of America	335	335	0	1536
8	Kate Cheney Matilda Whyte	Maverick Larkin	Violet Nichols	Australia	334	334	0	3989
9	Aline Corrijn	Senne De Clercq	Jinte Raa Myrthe Saey	Belgium	326	326	0	1523
10	Gabrielle Adley Katie Snyder	Anya Aronne	Logan Maldonado	United States of America	320	320	0	1533
11	Elodie Blot Mary-Jane Hudson	Hope Bruhn	Charlie Higgs	Australia	319	319	0	3990
12	Fenne Drieskens	Xander Nauwelaerts	Jenna Olbrechts Charlotte Vanmeerbeek	Belgium	305.5	305.5	0	1524
13	Matisse Blot Cameron Whyte	Chloe Bucklar	Emily O'Brien	Australia	304.5	304.5	0	3991
14	Brandon Bertoni	Molly Caldwell-Kepner	Nadia Karapuda Lia Schiff	United States of America	284.5	284.5	0	1534
15 T	Ka Ching Chang	King Chung Kavis Cheng	Pak Wai Chu Chun Kin Alvin Kwok	Hong Kong, China	275	275	0	3998
15 T	Patric Birrer Ethan Zhang	Vikki Shi	Case Twitchell	United States of America	275	275	0	1535

Event: Single Rope Speed Relay			Division: JWC	Gender: Mixed	Age Group: 12-15	Event ID: 0		
Place	Participants			Team	Total	BaseScore	Deductions	Entry #
17	Madison Bowler Jesse Madden	Lana Kendall	Roma Lewis	Australia	258.5	258.5	0	3992

Single Rope Speed Relay Verified Results

















































IJRU 2023 World Championships Results

















Event: Single Rope Speed Relay			Division: JWC	Gender: Male	Age Group: 12-15	Event ID: 0		
Place	Participants			Team	Total	BaseScore	Deductions	Entry #
1	Cheuk Hing Ke Ching Yin So	Cheuk Lam Ke	Ka Lok Ng	Hong Kong, China	390	390	0	3945
2	Doha Kim Namgyeong Kim	Seojun Kim	Minseop Kim	Korea	381	381	0	3949
3	Kei Hashimoto Naotaka Uchida	Tsukasa Hattori	Kanshiro Hirose	Japan	380	380	0	3948
4	Tsz Hin Cheung Ming Hin Tse	Siu Hang Fong	Kai Hang Mak	Hong Kong, China	330	330	0	3947
5	Ching Hin Chan Hin Yau Tsang	Leong Yin Chan	YIK NAM HO	Hong Kong, China	266	266	0	3946

Single Rope Speed Relay Verified Results

IJRU 2023 World Championships Results

Event: Single Rope Speed Relay			Division: JWC	Gender: Female	Age Group: 12-15	Event ID: 0		
Place	Participants			Team	Total	BaseScore	Deductions	Entry #
1	Rui Haga Sayuri Yamamoto	Sara Kondo	Tsukino Takata	Japan	388.5	388.5	0	3858
2	Hiu Lam Chan Tsz Ching Gustave Yeung	Hoi Tung Cheng	Tsz Yiu Wong	Hong Kong, China	362	362	0	3856
3	Wing Yi Chiang Yee Kiu Siu	Tsz Ching Ho	Sin Yu Luk	Hong Kong, China	353.5	353.5	0	3854
4	Emi Ihara Haruka Yamamoto	Yua Ito	Momoka Iwai	Japan	347.5	347.5	0	3857
5	Lenah Bracke	Hannelore De Maeyer	Jade Libert Ella Vanhie	Belgium	337	337	0	1296
6	Yat Ning Alexis Chong	Ka Yu Shek Yuet Lam Felice WONG	Pui Yu So	Hong Kong, China	329	329	0	3855
7	Gabrielle Mol Holly Rhind	Louisa Mol	Annie Myburgh	Australia	328	328	0	3847

Event: Single Rope Speed Relay		Division: JWC		Gender: Female	Age Group: 12-15			Event ID: 0
Place	Participants			Team	Total	BaseScore	Deductions	Entry #
8	 Alix Gheysens  Katrijn Vanherzeele	 Geike Haerens	 Saar Lippens	Belgium	327	327	0	1298
9	 Indiana (Indi) Braun  Addison Roughley	 Zoe Mitchell	 Isabella Roddick	Australia	316	316	0	3849
10	 Lyna De Vos  Lien Van Laerhoven	 Jill Lombaerts	 Svea Schoonaert	Belgium	314.5	314.5	0	1297
11	 Elise Drogies  Frieda Rauscher	 Nelly Ehlers	 Aenna Lischewski	Germany	306	306	0	3853
12	 Patai Clark  Lucy Tisch	 Ichiho Hige	 Savanna Levinson	United States of America	305	305	0	1314
13	 Tamsin Groves  Charlotte Mikkelson	 Olivia Hall	 Morgan Jones	Australia	304.5	304.5	0	3848
14	 Zaida Cuthbertson	 Clara Fay  Cora Sayed	 Stella Ruvo	United States of America	299	299	0	1315
15	 Vienna Bielicz  Aylla Peters	 Hannah Evans	 Evelyn Hoover	Canada	297	297	0	1299
16	 Marit Burger	 Anna-Lena Menzer	 Lillith Müller  Lena Wagemann	Germany	295	295	0	3850
17	 Linda Klädtke  Sena Idil Tamer	 Lina Möller	 Theresa Pätzmann	Germany	293	293	0	3851
18 T	 Emily Anderson  Jasmine Wright	 Eliza Kim	 Kaitlyn Wisniewski	United States of America	288	288	0	1313
18 T	 Berit Blankenship	 Madison Leonard	 Eleanor Miles  Arielle Tillery	United States of America	288	288	0	1312

Event: Single Rope Speed Relay		Division: JWC		Gender: Female	Age Group: 12-15			Event ID: 0
Place	Participants		Team	Total	BaseScore	Deductions	Entry #	
20	 Helen Hein  Erin Jenks  Emma Searle	 Makenna Kropinske	Canada	272	272	0	1300	
21	 Ronja Block  Marie Papa	 Nadira El Ghouel	 Leefke Gaßner Germany	264	264	0	3852	
22	 Alexis Dias  Desi Ledger	 Claire Gyger	 Quinn Gyger Canada	258.5	258.5	0	1302	
23	 Quinn MacArthur  Jaya Welbourn	 Lila McLean	 Kiyah Thompson Canada	243	243	0	1301	

Event: Single Rope Double Unders Relay			Division: JWC	Gender: Mixed	Age Group: 12-15			Event ID: 0
Place	Participants		Team	Total	BaseScore	Deductions	Entry #	
1	Ichika Isokawa	Shuto Niwa	Japan	185	185	0	4013	
2	Ponkamon Aiadpradit	Worawet Logat	Thailand	184	184	0	5023	
3	Rino Kurihara	Taisei Mitsugi	Japan	169	169	0	4014	
4	Aline Corrijn	Senne De Clercq	Belgium	167	167	0	1541	
5	Seoyul Choi	Namgyeong Kim	Korea	166	166	0	4015	
6 T	Chloe Bucklar	Cameron Whyte	Australia	164	164	0	4004	
6 T	Logan Maldonado	Katie Snyder	United States of America	164	164	0	1555	
<hr style="border-top: 1px dashed black;"/>								
8	Maverick Larkin	Matilda Whyte	Australia	163.5	163.5	0	4001	
9	NIYATI PANKAJ CHHORIYA	NAMAN MANOJ GANGWAL	India	161	161	0	4012	
10	Cole Drumheller	Naomi Hirsch	United States of America	157	157	0	1557	
11	Ka Ching Chang	Chun Kin Alvin Kwok	Hong Kong, China	156	156	0	4011	
12	Fenne Drieskens	Xander Nauwelaerts	Belgium	151	151	0	1542	
13	Huet Cuthbertson	Camille Sinnott	United States of America	149	149	0	1558	
14	Chin Ting Chan	Man Yi Katrina Lee	Hong Kong, China	147	147	0	4009	
15	Charlie Higgs	Isabella Roddick	Australia	144	144	0	4002	
16	Vikki Shi	Ethan Zhang	United States of America	143	143	0	1556	
17	Bolin Chen	Lang Ming	China	142	142	0	4005	
18	Leyla Kocyigit	Max Weber	Germany	133	133	0	4008	
19	Malcolm Bruinsma	Karsyn Coen	Canada	121	121	0	1543	
20	Elina Collum	Nick Whitney	Australia	117	117	0	4003	
21	Tsz Ching Chan	Tsun Ka Ho	Hong Kong, China	116	116	0	4010	

Event: Single Rope Double Unders Relay			Division: JWC	Gender: Male	Age Group: 12-15		Event ID: 0
Place	Participants		Team	Total	BaseScore	Deductions	Entry #
1	Yuki Sakamoto	Naotaka Uchida	Japan	185.5	185.5	0	3956
2	Cheuk Lam Ke	Ka Lok Ng	Hong Kong, China	185	185	0	3953
3	Doha Kim	Seojun Kim	Korea	181	181	0	3957
4	Uk Choi	Minseop Kim	Korea	168.5	168.5	0	3958
5	YIK NAM HO	Hin Yau Tsang	Hong Kong, China	159	159	0	3954
6	Kin Yeung Marco AU	Tsz Hin Cheung	Hong Kong, China	145	145	0	3955
7	Patric Birrer	Case Twitchell	United States of America	142	142	0	1487
8 T	August Robinson	Kyle Yan	United States of America	134	134	0	1486
8 T	Ryan Justin	Lachlan Marquis	Canada	134	134	0	1477
10	Timothy Groves	Halden Lewis	Australia	106	106	0	3950

Single Rope Double Unders Relay Verified Results IJRU 2023 World Championships Results

Event: Single Rope Double Unders Relay			Division: JWC	Gender: Female	Age Group: 12-15		Event ID: 0
Place	Participants		Team	Total	BaseScore	Deductions	Entry #
1	Rui Haga	Sayuri Yamamoto	Japan	184.5	184.5	0	3873
2	Gabrielle Mol	Louisa Mol	Australia	183	183	0	3859
3	Emi Ihara	Haruka Yamamoto	Japan	174	174	0	3872
4	Lina Möller	Sena Idil Tamer	Germany	166	166	0	3867
5	Tsz Ching Ho	Yee Kiu Siu	Hong Kong, China	165	165	0	3868
6 T	Aenna Lischewski	Frieda Rauscher	Germany	164	164	0	3865
6 T	Mary Ellis Merritt	Yara Sinnott	United States of America	164	164	0	1342
6 T	Jade Libert	Ella Vanhie	Belgium	164	164	0	1320
9 T	Eliza Kim	Kaitlyn Wisniewski	United States of America	163	163	0	1340
9 T	Geike Haerens	Saar Lippens	Belgium	163	163	0	1322
11	Hoi Tung Cheng	Tsz Ching Gustave Yeung	Hong Kong, China	162	162	0	3870
12	Yat Ning Alexis Chong	Yuet Lam Felice WONG	Hong Kong, China	161.5	161.5	0	3869
13	Rebeka Fónai	Emília Szabó	Hungary	160	160	0	3871
14	Ayesha Gandhi	Lucie Haws	United States of America	158	158	0	1343
15 T	Marit Burger	Lillith Müller	Germany	154	154	0	3864

Event: Single Rope Double Unders Relay			Division: JWC	Gender: Female	Age Group: 12-15	Event ID: 0	
Place	Participants	Team	Total	BaseScore	Deductions	Entry #	
15 T	👤 Fleur Peeters	👤 Svea Schoonaert	Belgium	154	154	0	1321
17	👤 Lexi Killins	👤 Sarayah Killins	Canada	153	153	0	1323
18	👤 Hannah Evans	👤 Aylla Peters	Canada	152	152	0	1324
19	👤 Ava Huston	👤 Annie Myburgh	Australia	151	151	0	3860
20 T	👤 Jiwon Choi	👤 Woojeong Lee	Korea	149	159	10	3874
20 T	👤 Kate Cheney	👤 Violet Nichols	Australia	149	149	0	3862
22	👤 Olivia Hall	👤 Morgan Jones	Australia	147	147	0	3861
23	👤 Erin Jenks	👤 Emma Searle	Canada	146	146	0	1326
24	👤 Grace Carson	👤 Caroline Hagen	United States of America	144	144	0	1341
25	👤 Daniela Cajthamlová	👤 Ella Ward	Czech Republic	138	138	0	3863
26	👤 Ronja Block	👤 Leefke Gaßner	Germany	135	135	0	3866
27	👤 Vienna Bielicz	👤 Evelyn Hoover	Canada	131.5	131.5	0	1325

Event: Double Dutch Speed Relay		Division: JWC		Gender: Mixed	Age Group: 12-15			Event ID: 0
Place	Participants			Team	Total	BaseScore	Deductions	Entry #
1	Aoba Ikegawa Kono Suzuki	Ichika Isokawa	Shuto Niwa	Japan	351.5	351.5	0	4023
2	Tsz Ching Chan Tsz Ho Wong	Man Pok Lee	Tsz Tik Leung	Hong Kong, China	344.5	344.5	0	4021
3	Shizuku Aoki Azuki Nakayama	Yuiri Ishii	Kaira Maruyama	Japan	329	329	0	4026
4	Seoyul Choi Namgyeong Kim	Dongyoung Kim	Minseop Kim	Korea	323	323	0	4027
5	Momoka Kaede Hinako Sato	Keita Kano	Towa Komori	Japan	309	309	0	4024
6	August Robinson	Grace Wang Emily Yuan	Kyle Yan	United States of America	308	308	0	1574
7	Ka Ching Chang	King Chung Kavis Cheng	Pak Wai Chu Wai Yuet Sophie Ng	Hong Kong, China	300.5	300.5	0	4022
8	Kaat Defevere Charlotte Vanmeerbeek	Wout Horman	Jenna Olbrechts	Belgium	297	297	0	1562
9	Kate Cheney Matilda Whyte	Maverick Larkin	Violet Nichols	Australia	294	294	0	4016
10	Cole Drumheller Naomi Hirsch	Ayesha Gandhi	Lucie Haws	United States of America	291	291	0	1576
11	Yuma Hashimoto Kaede Konishi	Nanaka Iwamoto	Ryusuke Kawaguchi	Japan	262	262	0	4025
12	Aline Corrijn	Senne De Clercq	Jinte Raa Myrthe Saey	Belgium	253	253	0	1561
13 T	Chin Ting Chan Hiu Tung Ng	Hoi Tsun Fan	Man Yi Katrina Lee	Hong Kong, China	228	228	0	4020
13 T	Elodie Blot Cameron Whyte	Chloe Bucklar	Emily O'Brien	Australia	228	228	0	4017
15	Luci Beattie Case Twitchell	Patric Birrer	Markus Foster	United States of America	178	178	0	1575

Event: Double Dutch Speed Relay			Division: JWC	Gender: Mixed	Age Group: 12-15	Event ID: 0	
Place	Participants		Team	Total	BaseScore	Deductions	Entry #
16	Anya Aronne Logan Maldonado	Holly Hughes	Madison Leonard United States of America	173	173	0	1573

Double Dutch Speed Relay Verified Results

























































IJRU 2023 World Championships Results

Event: Double Dutch Speed Relay			Division: JWC	Gender: Male	Age Group: 12-15	Event ID: 0	
Place	Participants		Team	Total	BaseScore	Deductions	Entry #
1	Kanshiro Hirose Naotaka Uchida	Satoru Hiura	Yuki Sakamoto Japan	348.5	348.5	0	3962
2	Cheuk Hing Ke Ching Yin So	Cheuk Lam Ke	Ka Lok Ng Hong Kong, China	340.5	340.5	0	3959
3	Ching Hin Chan Hin Yau Tsang	YIK NAM HO	Mang I Marco Lam Hong Kong, China	286	286	0	3960
4	Kin Yeung Marco AU	Tsz Hin Cheung Ming Hin Tse	Siu Hang Fong Hong Kong, China	272	272	0	3961

Double Dutch Speed Relay Verified Results

IJRU 2023 World Championships Results

Event: Double Dutch Speed Relay			Division: JWC	Gender: Female	Age Group: 12-15	Event ID: 0	
Place	Participants		Team	Total	BaseScore	Deductions	Entry #
1	Aoi Hiramatsu Arisu Sakurai	Yua Kawakami	Yuma Muraoka Japan	357.5	357.5	0	3910
2	Lenah Bracke	Hannelore De Maeyer	Laure Jacobs Ella Vanhie Belgium	298.5	298.5	0	1390
3	Yat Ning Alexis Chong	Ka Yu Shek Yuet Lam Felice WONG	Pui Yu So Hong Kong, China	291	291	0	3908
4	Wing Yi Chiang Yee Kiu Siu	Tsz Ching Ho	Yat Yin Ho Hong Kong, China	278.5	278.5	0	3907
5 T	Hiu Lam Chan Tsz Ching Gustave Yeung	Hoi Tung Cheng	Cheuk Lam Jolie NG Hong Kong, China	268	268	0	3909
5 T	Elise Drogies Frieda Rauscher	Tialda Linde	Aenna Lischewski Germany	268	268	0	3904

Event: Double Dutch Speed Relay		Division: JWC		Gender: Female	Age Group: 12-15		Event ID: 0	
Place	Participants			Team	Total	BaseScore	Deductions	Entry #
7	 Alix Gheysens  Katrijn Vanherzeele	 Geike Haerens	 Saar Lippens	Belgium	266	266	0	1392
8	 Gabrielle Adley	 Berit Blankenship	 Katie Snyder  Arielle Tillery	United States of America	250.5	250.5	0	1404
9	 Vienna Bielicz  Aylla Peters	 Alexis Dias	 Hannah Evans	Canada	248	248	0	1394
10	 Ava Huston  Holly Rhind	 Gabrielle Mol	 Louisa Mol	Australia	244.5	244.5	0	3900
11	 Patai Clark	 Savanna Levinson	 Thea Milley  Lucy Tisch	United States of America	232.5	232.5	0	1406
12	 Brooklyn Hautzinger	 Makenna Kropinske	 Natasha Olson  Emma Searle	Canada	231	231	0	1393
13	 Jill Lombaerts  Svea Schoonaert	 Fee Ollevier	 Fleur Peeters	Belgium	203	203	0	1391
14	 Ella Harris  Jaya Welboum	 Lila McLean	 Kiyah Thompson	Canada	198	198	0	1395
15	 Marie Henke	 Anna-Lena Menzer	 Lillith Müller  Lena Wagemann	Germany	190	190	0	3903
16	 Zaida Cuthbertson	 Ichiho Hige  Cora Sayed	 Stella Ruvo	United States of America	188	188	0	1407
17	 Indiana (Indi) Braun	 Charlotte Mikkelson	 Zoe Mitchell  Addison Roughley	Australia	171	171	0	3902
18	 Linda Klädtke  Sena Idil Tamer	 Lina Möller	 Theresa Pätzmann	Germany	169	169	0	3905
19	 Alyssa Davis  Jasmine Wright	 Eliza Kim	 Kaitlyn Wisniewski	United States of America	166.5	166.5	0	1405
20	 Ayla Dwight  Ava Robson	 Jasmine Johnson	 Farrah McGarrity	Australia	159	159	0	3901

Event: Double Dutch Speed Relay		Division: JWC		Gender: Female	Age Group: 12-15			Event ID: 0
Place	Participants		Team	Total	BaseScore	Deductions	Entry #	
21	 Nadira El Ghoul  Leefke Gaßner  Julina Mössinger		Germany	130	130	0	3906	
	 Marie Papa							

Event: Double Dutch Speed Sprint			Division: JWC	Gender: Mixed	Age Group: 12-15	Event ID: 0		
Place	Participants		Team	Total	BaseScore	Deductions	Entry #	
1	Shizuku Aoki	Yuri Ishii	Kaira Maruyama	Japan	200.5	200.5	0	4039
2	Kate Cheney	Maverick Larkin	Matilda Whyte	Australia	196	196	0	4028
3	Chin Ting Chan	Hoi Tsun Fan	Man Yi Katrina Lee	Hong Kong, China	194	194	0	4033
4	Seoyul Choi	Minseop Kim	Namgyeong Kim	Korea	190	190	0	4040
5	Tsz Ching Chan	Man Pok Lee	Tsz Tik Leung	Hong Kong, China	185	185	0	4034
6	Daniela Cajthamlová	Tobiáš Kadlec	Ella Ward	Czech Republic	166	166	0	4032
7	Luci Beattie	Markus Foster	Case Twitchell	United States of America	165	165	0	1594
8	Momoka Kaede	Keita Kano	Towa Komori	Japan	163	163	0	4037
9	Cole Drumheller	Lucie Haws	Naomi Hirsch	United States of America	157.5	157.5	0	1595
10	Yuma Hashimoto	Nanaka Iwamoto	Kaede Konishi	Japan	155.5	155.5	0	4038
11	Bolin Chen	Yishan Guo	Jinhang Li	China	154.5	154.5	0	4030
12	Zachary Brach	Huet Cuthbertson	Camille Sinnott	United States of America	146	146	0	1596
13	Kaat Defevere	Wout Horman	Jenna Olbrechts	Belgium	137.5	137.5	0	1580
14	Kaitlyn Liu	August Robinson	Grace Wang	United States of America	133.5	133.5	0	1593
15	Ka Ching Chang	King Chung Kavis Cheng	Pak Wai Chu	Hong Kong, China	132.5	132.5	0	4035
16	Aoba Ikegawa	Shuto Niwa	Kono Suzuki	Japan	121.5	121.5	0	4036
17	Senne De Clercq	Jinte Raa	Myrthe Saey	Belgium	120	120	0	1579
18	Chloe Bucklar	Emily O'Brien	Cameron Whyte	Australia	101	101	0	4029
19	Malcolm Bruinsma	Karsyn Coen	Kenadie Mastre	Canada	69	69	0	1581
















Event: Double Dutch Speed Sprint			Division: JWC	Gender: Male	Age Group: 12-15	Event ID: 0		
Place	Participants		Team	Total	BaseScore	Deductions	Entry #	
1	Tsukasa Hattori	Kanshiro Hirose	Satoru Hiura	Japan	215	215	0	3966
2	Cheuk Hing Ke	Cheuk Lam Ke	Ching Yin So	Hong Kong, China	209.5	209.5	0	3963
3	Kosuke Ebisawa	Cita Haratake	Kaito Nakanishi	Japan	186	186	0	3967

Event: Double Dutch Speed Sprint			Division: JWC		Gender: Male		Age Group: 12-15		Event ID: 0	
Place	Participants			Team	Total	BaseScore	Deductions	Entry #		
4	Tsz Hin Cheung	Siu Hang Fong	Ming Hin Tse	Hong Kong, China	177	177	0	3965		
5	Ching Hin Chan	YIK NAM HO	Hin Yau Tsang	Hong Kong, China	165	165	0	3964		

Double Dutch Speed Sprint Verified Results

IJRU 2023 World Championships Results

Event: Double Dutch Speed Sprint			Division: JWC		Gender: Female		Age Group: 12-15		Event ID: 0	
Place	Participants			Team	Total	BaseScore	Deductions	Entry #		
1	Aoi Hiramatsu	Yua Kawakami	Arisu Sakurai	Japan	211	211	0	3922		
2	Yat Ning Alexis Chong	Ka Yu Shek	Yuet Lam Felice WONG	Hong Kong, China	194	194	0	3920		
3	Ponkamon Aiadpradit	Prerachaya Plubpla	Preraya Plubpla	Thailand	184	184	0	5021		
4 T	Yuzuki Kawakatsu	Rio Shimotsusa	Iroha Yamamoto	Japan	169	169	0	3923		
4 T	Hannelore De Maeyer	Jade Libert	Ella Vanhie	Belgium	169	169	0	1412		
6	Lyna De Vos	Jill Lombaerts	Lien Van Laerhoven	Belgium	155	155	0	1413		
7	Ava Huston	Gabrielle Mol	Louisa Mol	Australia	147	147	0	3911		
8	Patai Clark	Savanna Levinson	Lucy Tisch	United States of America	144.5	144.5	0	1432		
9 T	Berit Blankenship	Katie Snyder	Arielle Tillery	United States of America	144	144	0	1429		
9 T	Geike Haerens	Saar Lippens	Katrijn Vanherzeele	Belgium	144	144	0	1414		
11 T	Elise Drogies	Aenna Lischewski	Frieda Rauscher	Germany	143	143	0	3917		
11 T	Brooklyn Hautzinger	Makenna Kropinske	Natasha Olson	Canada	143	143	0	1417		
13	Emily Anderson	Kaitlyn Wisniewski	Jasmine Wright	United States of America	140	140	0	1430		
14	Wing Yi Chiang	Tsz Ching Ho	Yee Kiu Siu	Hong Kong, China	133.5	133.5	0	3919		
15 T	Ronja Block	Nadira El Ghouf	Leefke Gaßner	Germany	132	132	0	3918		
15 T	Vienna Bielicz	Hannah Evans	Aylla Peters	Canada	132	132	0	1415		
17	Yvette Hoyne	Mary-Jane Hudson	Sarah Jersier-Sandiford	Australia	131.5	131.5	0	3912		
18	Leni Hallstein	Nina Schwardt	Celine Yilmaz	Germany	126	126	0	3916		
19	Lila McLean	Kiyah Thompson	Jaya Welboum	Canada	123	123	0	1418		
20	Hiu Lam Chan	Hoi Tung Cheng	Nok Ching Ma	Hong Kong, China	118.5	118.5	0	3921		

Event: Double Dutch Speed Sprint			Division: JWC	Gender: Female	Age Group: 12-15	Event ID: 0		
Place	Participants			Team	Total	BaseScore	Deductions	Entry #
21	 Molly Caldwell-Kepner	 Nadia Karapuda	 Lia Schiff	United States of America	118	118	0	1431
22	 Olivia Hall	 Jasmine Johnson	 Morgan Jones	Australia	98.5	98.5	0	3913
23	 Charlotte Mikkelson	 Zoe Mitchell	 Addison Roughley	Australia	89.5	89.5	0	3914
24	 Anna-Lena Menzer	 Lillith Müller	 Lena Wagemann	Germany	87.5	87.5	0	3915
25	 Helen Hein	 Erin Jenks	 Emma Searle	Canada	82.5	82.5	0	1416

Event: Single Rope Pair Freestyle		Division: WC	Gender: Mixed	Age Group: 16+ (allow 13+)	Event ID: 0			
Place	Participants	Team	Total	Diff (D)	Pres (P)	Miss (M)	Req EI (Q)	Entry #
1	Bèlèn De Smet Jelle Van Heesbeke	Belgium	38.77	27.8	+53%	-7%	-2%	2435
2	Luke Boon Chloe Mol	Australia	26.55	18.42	+55%	-7%	+0%	4595
3	Eunseo Lee Haejun Lee	Korea	24	16.02	+66%	-5%	-5%	4608
4	Blake Long Elise McQueen	United States of America	20.01	11.6	+76%	-2%	+0%	2453
5	Everett Graham Katelyn Starr	Canada	18.89	13.87	+39%	-2%	+0%	2437
6	Alec Meysami Fard Lorena Premereur	Belgium	18.36	19.3	+10%	-7%	-7%	2434
7	Maria Charlotte Kramer Eric Seeger	Germany	17.72	13.46	+49%	-7%	-5%	4602
8	Josephine Grænge Rasmussen Alfred Wulf-Andersen	Denmark	17.46	13.98	+37%	-7%	-2%	4598
9	Kobe Caryn Laurena Van Leeuwen	Belgium	17.07	17.99	+10%	-12%	-2%	2436
10	Eric Hinojosa Taylor Nicholson	United States of America	16.76	10.64	+64%	-2%	-2%	2455
11	Tobias Freyvall Jonassen Emma Vedel Christensen	Denmark	15.34	13.8	+33%	-12%	-5%	4599
12	Woojeong Lee Changhyeok Yang	Korea	14.84	13.43	+35%	-12%	-7%	4607
13	Wing Lok Chow Yin Ting Poon	Hong Kong, China	13.01	12.82	+9%	-5%	-2%	4606
14	Bianca Illing Mark Maurer	Germany	12.05	11.18	+25%	-12%	-2%	4601
15	Thomas Cunningham Jordis Hickie	Canada	11.57	11.19	+28%	-15%	-5%	2438
16	Dahye Lee sungjun Lee	Korea	10.94	8.44	+44%	-10%	+0%	4609
17	Ben Cooper Jaymee Gilbert	Australia	10.5	12.01	-1%	-7%	-5%	4594
18	Tzu Hsiang CHIEN JIA-YI家儀 SU蘇	Chinese Taipei	10.01	13.37	-8%	-17%	-2%	4597

Event: Single Rope Pair Freestyle			Division: WC	Gender: Mixed	Age Group: 16+ (allow 13+)			Event ID: 0	
Place	Participants	Team	Total	Diff (D)	Pres (P)	Miss (M)	Req EI (Q)	Entry #	
19	Natalie "Camille" Ellis	Jacob Godwin United States of America	9.13	9.51	+13%	-15%	+0%	2454	
20	Lea Thiel	Jonas Witte Germany	8.51	10.87	-13%	-10%	+0%	4603	
21	Jacqueline Hunter	Thomas Norman Australia	8.05	10.62	-9%	-15%	-2%	4596	
22	Laam Pui Lam	Hoi Yin Leung Hong Kong, China	7.37	10.36	-15%	-10%	-7%	4605	
23	Ying Nam Kay Tsui	Wing Yan Wong Hong Kong, China	5.56	11.12	-40%	-15%	-2%	4604	
24	Delia Miles	Jacob Nussey Canada	4.98	6.72	-14%	-12%	-2%	2439	
25	Marie Sauzay	Noah Villedieu France	4.33	8.31	-30%	-20%	-7%	4600	

Single Rope Pair Freestyle Verified Results

IJRU 2023 World Championships Results

Event: Single Rope Pair Freestyle			Division: WC	Gender: Male	Age Group: 16+ (allow 13+)			Event ID: 0	
Place	Participants	Team	Total	Diff (D)	Pres (P)	Miss (M)	Req EI (Q)	Entry #	
1	Kai Hattori	Kaiya Inaba Japan	41.5	28.42	+49%	-2%	+0%	4516	
2	Wonwoo Kim	Seungmin Seo Korea	38.84	25.56	+72%	-7%	-5%	4519	
3	Lode D'hollander	Jelle Desmet Belgium	32.05	22.19	+67%	-7%	-7%	2281	
4	Jiwoo Choi	Jinuk Jung Korea	28.45	22.1	+54%	-12%	-5%	4521	
5	Jongmin Choi	YooSeong Choi Korea	28.08	17.68	+76%	-5%	-5%	4520	
6	Naoki Matsumura	Nao Mihara Japan	26.32	28.04	+3%	-7%	-2%	4517	
7	Cheuk Him Au	Cheong Chun Leung Hong Kong, China	22.98	24.03	+21%	-15%	-7%	4513	
8	Seth Ingram	Dalton Kohler United States of America	22.77	15.34	+68%	-7%	-5%	2298	
9	Jacob Amster	Connor Kraska United States of America	20.9	15.8	+47%	-10%	+0%	2299	
10	Ka Chun Wong	Tin Long Yeung Hong Kong, China	20.46	23.2	-2%	-10%	+0%	4515	

Event: Single Rope Pair Freestyle			Division: WC	Gender: Male	Age Group: 16+ (allow 13+)			Event ID: 0	
Place	Participants	Team	Total	Diff (D)	Pres (P)	Miss (M)	Req EI (Q)	Entry #	
11	Marcus Lu-Nielsen	Simon Meincke Denmark	19.14	13.43	+50%	-5%	+0%	4510	
12	Jumpei Fujita	Kohei Seki Japan	19.07	21.43	+34%	-20%	-17%	4518	
13	Tim Branswyk	Klaas Van Mechelen Belgium	17.45	16.45	+37%	-12%	-12%	2280	
14	Parker Campbell	Owen Lucas Canada	16.56	13.09	+36%	-7%	+0%	2282	
15	Simon Jahn	Felix Rühl Germany	16.08	11.24	+59%	-10%	+0%	4512	
16	Robin Krauß	Moritz Kumpf Germany	12.53	15.52	+0%	-15%	-5%	4511	
17	Shue Hei Cheng	Chung Man Cheung Hong Kong, China	11.36	17.32	-15%	-17%	-7%	4514	
18	Jonathan Luo	Matthew Qiu United States of America	10.38	9.11	+34%	-15%	+0%	2300	
19	Samuel Kliever	Finn Tolley Canada	5.99	8.26	-6%	-17%	-7%	2283	
	Garrett Bruinsma	Malcolm Bruinsma Canada	scratch					2284	

Single Rope Pair Freestyle Verified Results

IJRU 2023 World Championships Results

Event: Single Rope Pair Freestyle			Division: WC	Gender: Female	Age Group: 16+ (allow 13+)			Event ID: 0	
Place	Participants	Team	Total	Diff (D)	Pres (P)	Miss (M)	Req EI (Q)	Entry #	
1	Margot Schuurmans	Joke Vermuyten Belgium	23.57	22.52	+9%	-2%	-2%	2116	
2	Olivia Gessner	Anna Uhl Germany	20.2	18.37	+32%	-15%	-2%	4415	
3	Lou Aubree	Gwenaëlle Maraux France	18.75	17.53	+24%	-12%	-2%	4413	
4	Wing Shih	Nga Hei Siu Hong Kong, China	17.63	20.58	-8%	-2%	-5%	4417	
5	Janne Dewaele	Joska Lauweryns Belgium	17.06	21.7	-11%	-7%	-5%	2117	
6	Marie Broen Magersholt	Mathilde Helbo Larsen Denmark	17.06	17.29	+18%	-12%	-5%	4411	
7	Laura Francis	Natacha Vincent Denmark	16.37	13.52	+40%	-7%	-7%	4410	

Event: Single Rope Pair Freestyle			Division: WC	Gender: Female	Age Group: 16+ (allow 13+)			Event ID: 0	
Place	Participants		Team	Total	Diff (D)	Pres (P)	Miss (M)	Req EI (Q)	Entry #
8	👤 Ella Budge	👤 Rylee Turnbow	United States of America	16.32	11.32	+55%	-7%	+0%	2141
9	👤 Panna Podmaniczki	👤 Gréta Sebesy	Hungary	16.23	16.34	+9%	-7%	-2%	4420
10	👤 Jana Baeyens-De Bock	👤 Larissa Premereur	Belgium	16.19	19.1	+7%	-12%	-10%	2118
11	👤 Veronika Dvořáková	👤 Amálie Svobodová	Czech Republic	15.43	10.83	+53%	-5%	-2%	4409
12	👤 Belinda Charlesworth	👤 Emma Jackson	Australia	14.91	13.61	+27%	-12%	-2%	4405
13	👤 Regina Bozsik	👤 Dorottya Mária Zelei	Hungary	14.37	16.13	+1%	-10%	-2%	4421
14	👤 Leandra Krause	👤 Melina Krause	Germany	14.08	16.8	-2%	-10%	-5%	4414
15	👤 Annika Reinhardt	👤 Svenja Reinhardt	Germany	12.07	12.22	+12%	-10%	-2%	4416
16	👤 Faith Stewart	👤 Kaeli Wiens	Canada	11.57	11.67	+19%	-15%	-2%	2119
17	👤 Nene Kiriki	👤 Runa Teshima	Japan	10.8	14.39	-13%	-12%	-2%	4422
18	👤 Ashley "Renee" Ellis	👤 Lauren Ellis	United States of America	10.36	11.77	+6%	-17%	+0%	2140
19	👤 Alix Beattie	👤 Analee Ricks	United States of America	10.17	10.68	+12%	-15%	+0%	2142
20	👤 Hiu Lam Chan	👤 Mei Kei Maggie Lau	Hong Kong, China	9.8	17.49	-33%	-12%	-5%	4418
21	👤 Hanna Andersson	👤 Ina Murmark	Sweden	9.36	11.95	-3%	-15%	-5%	4425
22	👤 Olivia Hall	👤 Iyla King	Australia	9.07	10.84	+0%	-7%	-10%	4406
23	👤 Sum Yee Li	👤 Hiu Tung Yuen	Hong Kong, China	9.07	14.2	-19%	-17%	-5%	4419
24	👤 Lisa Byskov	👤 Ida Torp Carlsen	Denmark	8.92	12.07	-16%	-12%	+0%	4412
25	👤 Anjileen Downey	👤 Brooklyn Hoddinott	Australia	7.5	9.89	-9%	-15%	-2%	4407
26	👤 Piper Bourne	👤 Jackie Neumann	Canada	6.78	7.17	+14%	-17%	+0%	2120

Event: Single Rope Pair Freestyle		Division: WC	Gender: Female	Age Group: 16+ (allow 13+)			Event ID: 0	
Place	Participants	Team	Total	Diff (D)	Pres (P)	Miss (M)	Req EI (Q)	Entry #
27	👤 Sheryl Fischlin 👤 Vera Frey	Switzerland	6.23	6.24	+11%	-10%	+0%	5040
28	👤 Yu-Ching Hung 👤 PEI-YING WU	Chinese Taipei	6	7.55	-7%	-10%	-5%	4408
29	👤 Hyunji Kim 👤 Inseon Lee	Korea	4.75	9.12	-36%	-17%	-2%	4423
30	👤 Jiwon Choi 👤 Linyeong Kim	Korea	4.38	10.05	-34%	-25%	-12%	4424
31	👤 Sophie Dumont 👤 Sydney Stevens	Canada	2.58	5.48	-38%	-20%	-5%	2121
32	👤 Lena Anna Emmenegger 👤 Lena Mürger	Switzerland	1.75	3.72	-35%	-22%	-7%	5041

Event: Single Rope Team Freestyle				Division: WC	Gender: Mixed	Age Group: 16+ (allow 13+)				Event ID: 0
Place	Participants			Team	Total	Diff (D)	Pres (P)	Miss (M)	Req EI (Q)	Entry #
1	Luke Boon	Ben Cooper	Jaymee Gilbert	Australia	17.04	19.07	-1%	-5%	-5%	4610
	Chloe Mol									
2	Marie Broen Magersholt	Marcus Lu-Nielsen	Simon Meincke	Denmark	16.49	16.81	+9%	-10%	+0%	4611
	Alfred Wulf-Andersen									
3	Julchen De Bondt	Bélèn De Smet	Océanie Foubert	Belgium	15.98	22.99	-23%	-5%	-5%	2458
	Jelle Van Heesbeke									
4	Ashley "Renee" Ellis	Lauren Ellis	Natalie "Camille" Ellis	United States of America	13.22	14.6	+5%	-12%	-2%	2475
	Jacob Godwin									
5	Dahye Lee	Eunseo Lee	Haejun Lee	Korea	12.38	13.89	+7%	-15%	-2%	4620
	sungjun Lee									
6	Ella Beck	Ella Fisher	Blake Long	United States of America	11.85	11.86	+11%	-10%	+0%	2476
	Elise McQueen									
7	Kobe Caryn	Joyce De Temmerman	Jens Ockerman	Belgium	11.82	18.66	-28%	-12%	+0%	2459
	Laurena Van Leeuwen									
8	Leonie Götze	Maria Charlotte Kramer	Linda Schneider	Germany	8.83	12.15	-15%	-10%	-5%	4615
	Eric Seeger									
9	Kwan Ho Law	CHON MENG LEE	Wing Yan Wong	Hong Kong, China	7.39	13.95	-40%	-7%	-5%	4617
	Wai Kwan Woo									
10	Lou Aubree	Abigail Maraux	Gwenaëlle Maraux	France	7.26	12.76	-32%	-10%	-7%	4613
	Noah Villedieu									

Event: Single Rope Team Freestyle			Division: WC		Gender: Mixed		Age Group: 16+ (allow 13+)		Event ID: 0	
Place	Participants			Team	Total	Diff (D)	Pres (P)	Miss (M)	Req EI (Q)	Entry #
11	Sum Tim Ip Wing Yau Tai	Laam Pui Lam	Hoi Yin Leung	Hong Kong, China	7.23	14.97	-39%	-12%	-10%	4618
12	Aiko Hendrickx Ben Verbraeken	Alec Meysami Fard	Lorena Premereur	Belgium	7	14.39	-37%	-17%	-7%	2457
13	Julie Bøggild Andersen Emma Vedel Christensen	Cecilie Christensen	Tobias Freyvall Jonassen	Denmark	5.77	10.45	-34%	-12%	-5%	4612
14	Thomas Cunningham	Cameron Helm	Jordis Hickie Samuel Kliever	Canada	4.5	8.5	-33%	-15%	-7%	2462
15	Makenzie Adams	Hanna Janes Jacob Nussey	Delia Miles	Canada	4.37	7.92	-34%	-5%	-12%	2461
16	Samantha Bottle Margaret Welch	Eric Hinojosa	Taylor Nicholson	United States of America	3.44	7.49	-27%	-30%	-10%	2477
17	Wing Lok Chow	Chu Ting Ho Yin Ting Poon	Sum Yi Lee	Hong Kong, China	3.16	13.59	-67%	-17%	-15%	4619
18	Hyunji Kim Hyowon Park	Inseon Lee	Chanje Park	Korea	3.02	7.34	-39%	-25%	-10%	4621
19	Sarah Höfers Mark Maurer	Bianca Illing	Simone Illing	Germany	2.85	9.44	-52%	-30%	-10%	4616
20	Kira Hölscheid	Simon Jahn Elisa Thar	Felix Rühl	Germany	2.71	5.75	-26%	-25%	-15%	4614
21	Ethan Justin Aislyn Marquis	Ryan Justin	Jennifer Kirkland	Canada	1.11	5.73	-75%	-17%	-7%	2460

Event: Single Rope Team Freestyle			Division: WC		Gender: Male		Age Group: 16+ (allow 13+)		Event ID: 0	
Place	Participants			Team	Total	Diff (D)	Pres (P)	Miss (M)	Req EI (Q)	Entry #
1	👤 Jiwoo Choi	👤 Wonwoo Kim	👤 Seungmin Seo	Korea	41.53	29.42	+47%	-2%	-2%	4527
	👤 Changhyeok Yang									
2	👤 Tim Branswyk	👤 Pieter-Jan De Backer	👤 Tibo De Schepper	Belgium	24.42	24.62	+15%	-12%	-2%	2301
	👤 Klaas Van Mechelen									
3	👤 Naoki Matsumura	👤 Nao Mihara	👤 Sho Nakahara	Japan	24.24	27.58	+5%	-10%	-7%	4526
	👤 Shun Yoshikawa									
4	👤 Lode D'hollander	👤 Kasper De Bruyn	👤 Jelle Desmet	Belgium	23.33	21.32	+28%	-10%	-5%	2302
	👤 Matthias Hiele									
5	👤 Seungheon Han	👤 Hwarang Lee	👤 Jihun Lee	Korea	21.94	17.41	+40%	-10%	+0%	4528
	👤 Minyoung Lee									
6	👤 Porter Ballard	👤 Preston Ballard	👤 Seth Ingram	United States of America	20.9	16.33	+48%	-7%	-7%	2311
	👤 Dalton Kohler									
7	👤 Cheuk Him Au	👤 Cheuk Kiu Au	👤 Cheong Chun Leung	Hong Kong, China	18.86	24.78	-11%	-10%	-5%	4522
	👤 Yun San Leung									
8	👤 Jongmin Choi	👤 YooSeong Choi	👤 Hyeonbeom Heo	Korea	16.83	12.49	+61%	-10%	-7%	4529
	👤 Jinuk Jung									
9	👤 Shue Hei Cheng	👤 Chung Man Cheung	👤 Chun Ho Law	Hong Kong, China	15.68	21.05	-20%	-5%	-2%	4523
	👤 Wai Wa Anson Man									
10	👤 Jonathan Luo	👤 Matthew Qiu	👤 Ryan Rogers	United States of America	15.04	10.79	+63%	-10%	-5%	2313
	👤 Dylan Wang									

Event: Single Rope Team Freestyle				Division: WC	Gender: Male	Age Group: 16+ (allow 13+)			Event ID: 0
Place	Participants	Team	Total	Diff (D)	Pres (P)	Miss (M)	Req EI (Q)	Entry #	
11	Mason Meek John Moses Foster Sariscak Sam Scott	United States of America	7.3	7.54	+25%	-12%	-12%	2312	
12	Ming Hei Ka Chun Wong Kai Ming Wong Tin Long Yeung	Hong Kong, China	2.01	14.3	-80%	-22%	-10%	4524	
	Kai Hattori Sora Inaba Haruki Sugimoto Kan Takemura	Japan	scratch					4525	

Single Rope Team Freestyle Verified Results

IJRU 2023 World Championships Results

Event: Single Rope Team Freestyle				Division: WC	Gender: Female	Age Group: 16+ (allow 13+)			Event ID: 0
Place	Participants	Team	Total	Diff (D)	Pres (P)	Miss (M)	Req EI (Q)	Entry #	
1	Olivia Gessner Anna Uhl Julia Schmid Verena Silbereisen	Germany	16.5	14.95	+28%	-12%	-2%	4432	
2	Lara Desmet Zoë Dhondt Jilka Lauweryns Joska Lauweryns	Belgium	16.3	17.25	+17%	-15%	-5%	2147	
3	Ine Billiet Sara De Boever Anoeck De Buck Bauwke Ongena	Belgium	13.78	12.5	+21%	-7%	-2%	2148	
4	Belinda Charlesworth Emma Jackson Jasmine Hawkins Makella Hoad	Australia	11.9	13.3	+10%	-17%	-2%	4426	
5	Ellen Bøgh Krogh-Madsen Natacha Vincent Laura Francis Selma Nielsen	Denmark	11.13	10.43	+21%	-10%	-2%	4430	

Event: Single Rope Team Freestyle			Division: WC		Gender: Female		Age Group: 16+ (allow 13+)		Event ID: 0	
Place	Participants			Team	Total	Diff (D)	Pres (P)	Miss (M)	Req EI (Q)	Entry #
6	Daniela Cajthamlová Amálie Svobodová	Veronika Dvořáková	Eliška Sklenářová	Czech Republic	10.67	8.84	+27%	-5%	+0%	4429
7	Ella Budge Rylee Turnbow	Avery Gunnell	Sydney Schmidt	United States of America	10.38	9.25	+32%	-15%	+0%	2164
8	Cheuk Lam Li Hiu Tung Yuen	Sum Yee Li	Lok Yin Charisse Shea	Hong Kong, China	10.07	13.24	-9%	-12%	-5%	4437
9	Enja Kubitschke Viviane Simon	Annika Reinhardt	Svenja Reinhardt	Germany	9.79	10.75	+12%	-17%	-2%	4434
10	Nok Ching Chang	Yu Ki Li Nga Hei Siu	Wing Shih	Hong Kong, China	8.56	14.13	-26%	-12%	-7%	4435
11	Ryoka Ebihara	Nene Kiriki Runa Teshima	Kao Saito	Japan	7.71	8.17	+11%	-15%	+0%	4439
12	Anja Byskov Ida Torp Carlsen	Lisa Byskov	Stine Strandbæk Pedersen	Denmark	7.5	8.69	+1%	-10%	-5%	4431
13	Regina Bozsik Dorottya Mária Zelei	Lilla Hanuszik	Diána Katalin Zelei	Hungary	7.32	14.04	-24%	-22%	-12%	4438
14	Elise Audiens Joke Vermuyten	Paulien Derden	Margot Schuurmans	Belgium	7.15	8.87	+2%	-15%	-7%	2146
15	Clea Brummitt Kaeli Wiens	Faith Stewart	Reagan Symonds	Canada	7.06	8.6	+8%	-20%	-5%	2149

Event: Single Rope Team Freestyle				Division: WC	Gender: Female	Age Group: 16+ (allow 13+)			Event ID: 0
Place	Participants	Team	Total	Diff (D)	Pres (P)	Miss (M)	Req EI (Q)	Entry #	
16	Priya Antes Eliza Kim Claire Scott Kaitlyn Wisniewski	United States of America	7.05	6.44	+31%	-12%	-5%	2166	
17	Sophia Berry Addie Gilner Elena Oh Ava Ryann Winslow	United States of America	6.76	8.4	-7%	-7%	-7%	2165	
18	Hiu Lam Chan Ching Ho Wan Mei Kei Maggie Lau Tsz Yuet Sheena Li	Hong Kong, China	6.4	15.2	-35%	-22%	-17%	4436	
19	Hanna Andersson Lova Lindgren Ina Murmark Olivia Odenhag	Sweden	5.9	8.31	-10%	-17%	-5%	4440	
20	Raphaela Horsch Anna Xander Sophie Kusiek Annika Scherer	Germany	5.25	7.96	-11%	-22%	-5%	4433	
21	Phoebe Bruhn Ella Winstanley Charlotte Garbutt Anabelle Julias	Australia	5.02	7.92	-22%	-17%	-2%	4428	
22	Heidi Hodgens Jacqueline Hunter Luisa Inkson Jordan Smith	Australia	4.07	7.38	-23%	-27%	-2%	4427	
23	Paige Baker Genny Slavin Lily Maxwell Sydney Nicholls	Canada	2.94	5.47	-39%	-10%	-2%	2150	
24	Valerie Lehar Taryn Wiens Paige Lucas Samantha Thornton	Canada	1.89	4.13	-44%	-12%	-7%	2151	
25	Lena Anna Emmenegger Valérie Von Büren Lena Münger Celia Tellenbach	Switzerland	1.63	4.04	-35%	-25%	-17%	5042	

Event: Double Dutch Triad Freestyle		Division: WC		Gender: Mixed		Age Group: 16+ (allow 13+)		Event ID: 0		
Place	Participants	Team	Total	Diff (D)	Pres (P)	Miss (M)	Req EI (Q)	Entry #		
1	Ella Budge Avery Gunnell Rylee Turnbow	Seth Ingram Dalton Kohler	United States of America	17.99	12.22	+55%	-5%	+0%	2574	
2	Aenne Bannasch Svenja Reinhardt	Enja Kubitschke Viviane Simon	Annika Reinhardt	Germany	12.51	12.99	+7%	-10%	+0%	4677
3	Sophia Berry Olivia Theodore	Lillian James Ava Ryann Winslow	Elena Oh	United States of America	9.63	8.09	+24%	-2%	-2%	2576
4	Jonathan Luo	Matthew Qiu Kate Tang	Ryan Rogers Dylan Wang	United States of America	8.08	9.37	-2%	-12%	+0%	2575
5	Diana Brauer Christina Valentina Khramtsov	Bianca Illing Fabienne Metzger	Simone Illing	Germany	6.28	7.5	-10%	-7%	+0%	4678
6	Peri Ann Houk Maike Preuß	Julia Kannengießer Katrin Ryan	Max Polenske	Germany	6.24	6.39	+5%	-7%	+0%	4676
7	Ethan Justin Kayley Marquis	Ryan Justin Ashley Rheault	Jennifer Kirkland	Canada	4.77	7.13	-28%	-7%	+0%	2569
8	Shailah Aggarson Jackie Neumann	Piper Bourne Taryn Wiens	Emmeline McLean	Canada	4.33	6.69	-29%	-7%	-2%	2568
9	Parker Campbell	Valerie Lehar Alyssa Peterson	Owen Lucas Samantha Thornton	Canada	2.62	4.31	-25%	-10%	-10%	2570

Event: Wheel Pair Freestyle		Division: WC		Gender: Mixed		Age Group: 16+ (allow 13+)		Event ID: 0	
Place	Participants	Team	Total	Diff (D)	Pres (P)	Miss (M)	Req EI (Q)	Entry #	
1	YooSeong Choi Hyeonji Lee	Korea	11.63	10.01	+21%	-2%	-2%	4674	
2	Ella Budge Seth Ingram	United States of America	10.7	11.27	+2%	-5%	-2%	2566	
3	Jongmin Choi Eunseo Jo	Korea	9.46	9.71	+8%	-5%	-5%	4675	
4	Benton Borie Kennedy Morris	United States of America	7.52	10.02	-21%	-5%	+0%	2565	
5	Abbey George Samuel George	Australia	7.31	9	-3%	-10%	-7%	4671	
6	Sara Smith Jacob Weatherford	United States of America	6.91	11.85	-36%	-7%	-2%	2567	
7	Shailah Aggarson Parker Campbell	Canada	5.35	7.49	-19%	-10%	-2%	2558	
8	Maria Charlotte Kramer Eric Seeger	Germany	4.21	6.73	-16%	-7%	-20%	4673	
9	Delia Miles Jacob Nussey	Canada	3.77	6.19	-31%	-7%	-5%	2559	
10	Tzu Hsiang CHIEN JIA-YI家儀 SU蘇	Chinese Taipei	3.61	5.88	-24%	-5%	-15%	4672	
11	Aislyn Marquis Lachlan Marquis	Canada	1.99	4.93	-44%	-10%	-20%	2560	

Event: Wheel Pair Freestyle		Division: WC		Gender: Male		Age Group: 16+ (allow 13+)		Event ID: 0	
Place	Participants	Team	Total	Diff (D)	Pres (P)	Miss (M)	Req EI (Q)	Entry #	
1	Luke Boon Ben Cooper	Australia	22.34	16.05	+42%	+0%	-2%	4662	
2	Jonathan Luo Matthew Qiu	United States of America	16.65	12.97	+31%	-2%	+0%	2555	
3	Kai Hattori Tsukasa Hattori	Japan	13.44	11.02	+22%	+0%	+0%	4666	
4	Robin Krauß Moritz Kumpf	Germany	10.06	10.13	+9%	-7%	-2%	4663	
5	Simon Jahn Felix Rühl	Germany	7.46	9.58	-10%	-7%	-7%	4664	

Event: Wheel Pair Freestyle			Division: WC	Gender: Male	Age Group: 16+ (allow 13+)			Event ID: 0	
Place	Participants	Team	Total	Diff (D)	Pres (P)	Miss (M)	Req EI (Q)	Entry #	
6	Owen Lucas Rowan Reef	Canada	7.02	9.42	-9%	-12%	-7%	2545	
7	Hyeonbeom Heo Chanje Park	Korea	6.16	6.9	-2%	-2%	-7%	4668	
8	Alex McManuels Foster Sariscak	United States of America	5.13	7.08	-18%	-5%	-7%	2554	
9	Hwarang Lee Minyoung Lee	Korea	4.33	6.33	-20%	-10%	-5%	4669	
10	Sora Inaba Kan Takemura	Japan	2.88	4.73	-20%	-5%	-20%	4665	
11	Haejun Lee sungjun Lee	Korea	2.65	4.39	-21%	-10%	-15%	4667	
12	Ryan Rogers Dylan Wang	United States of America	1.33	3.55	-40%	-17%	-25%	2556	

Wheel Pair Freestyle Verified Results

IJRU 2023 World Championships Results

Event: Wheel Pair Freestyle			Division: WC	Gender: Female	Age Group: 16+ (allow 13+)			Event ID: 0	
Place	Participants	Team	Total	Diff (D)	Pres (P)	Miss (M)	Req EI (Q)	Entry #	
1	Sophia Berry Elena Oh	United States of America	11.85	8.28	+46%	+0%	-2%	2542	
2	Sabrina Saul Vanessa Saul	Germany	11.1	10.8	+7%	-2%	-2%	4653	
3	Holly Copeland Ariana Mason	United States of America	10.84	8.82	+28%	-2%	-2%	2543	
4	Lauren Ellis Natalie "Camille" Ellis	United States of America	10.7	11.93	+4%	-12%	-2%	2541	
5	Annika Reinhardt Svenja Reinhardt	Germany	9.97	10.32	+12%	-12%	-2%	4654	
6	Lilla Hanuszik Dorottya Mária Zelei	Hungary	9.95	8.32	+22%	-2%	+0%	4657	
7	Emma Jackson Naomi Tucker	Australia	9.88	9.14	+25%	-7%	-7%	4649	
8	Leandra Krause Melina Krause	Germany	8.7	9.96	+1%	-7%	-7%	4655	
9	Dahye Lee Eunseo Lee	Korea	8.33	7.33	+22%	-5%	-2%	4661	
10	Barbara Ágoston Lilla Nemes	Hungary	7.55	10.18	-14%	-12%	-2%	4656	
11	Veronika Dvořáková Eliška Sklenářová	Czech Republic	7.47	6.9	+20%	-5%	-5%	4651	

Event: Wheel Pair Freestyle		Division: WC		Gender: Female		Age Group: 16+ (allow 13+)		Event ID: 0	
Place	Participants	Team	Total	Diff (D)	Pres (P)	Miss (M)	Req EI (Q)	Entry #	
12	👤 Ryoka Ebihara 👤 Kao Saito	Japan	7.39	7.09	+12%	-2%	-5%	4659	
13	👤 Charlotte Garbutt 👤 Ella Winstanley	Australia	6.83	8.07	-4%	-10%	-2%	4650	
14	👤 Jennifer Kirkland 👤 Kayley Marquis	Canada	5.78	7.05	-7%	-10%	-2%	2527	
15	👤 Laura Francis 👤 Natalia Nielsen	Denmark	5.06	8.45	-18%	-12%	-17%	4652	
16	👤 Hyunji Kim 👤 Inseon Lee	Korea	3.49	5.79	-28%	-10%	-7%	4660	
17	👤 Shyla Justin 👤 Ashley Rheault	Canada	2.4	4.7	-39%	-10%	-7%	2529	
18	👤 Sophie Dumont 👤 Sydney Stevens	Canada	2.26	4.36	-33%	-12%	-12%	2528	
19	👤 Lena Mürger 👤 Celia Tellenbach	Switzerland	2.24	3.79	-18%	-10%	-20%	5045	
	👤 Nene Kiriki 👤 Runa Teshima	Japan	scratch					4658	

Event: Double Dutch Single Freestyle				Division: WC	Gender: Mixed	Age Group: 16+ (allow 13+)			Event ID: 0	
Place	Participants			Team	Total	Diff (D)	Pres (P)	Miss (M)	Req EI (Q)	Entry #
1	Luke Boon	Belinda Charlesworth	Ben Cooper	Australia	35.87	24.74	+45%	+0%	+0%	4622
2	Julchen De Bondt	Rune Rombaut	Jelle Van Heesbeke	Belgium	32.3	26.56	+28%	-5%	+0%	2482
3	Joyce De Temmerman	Jens Ockerman	Laurena Van Leeuwen	Belgium	30.8	29.31	+13%	-7%	+0%	2483
4	Simon Meincke	Karoline Nørgaard	Alfred Wulf-Andersen	Denmark	25.83	20.29	+34%	-5%	+0%	4627
5	Kwan Ho Law	Sze Nga Ng	Ying Nam Kay Tsui	Hong Kong, China	25.62	18.73	+44%	-5%	+0%	4631
6	Leonie Götze	Maria Charlotte Kramer	Eric Seeger	Germany	24.26	20.87	+25%	-7%	+0%	4630
7	Wing Lok Chow	Chu Ting Ho	Chi Ki LAW	Hong Kong, China	23.92	18.64	+38%	-7%	+0%	4633
8	Ellen Bøgh Krogh-Madsen	Lea Henriksen	Marcus Lu-Nielsen	Denmark	22.2	17.62	+26%	+0%	+0%	4625
9	Thea Freyvall Jonassen	Tobias Freyvall Jonassen	Emma Vedel Christensen	Denmark	19.93	17.06	+23%	-5%	+0%	4626
10	Everett Graham	Rowan Reef	Katelyn Starr	Canada	19.6	12.33	+59%	+0%	+0%	2486
11	Jongmin Choi	YooSeong Choi	Hyeonji Lee	Korea	18.97	15.81	+29%	-7%	+0%	4634
12	Bianca Illing	Simone Illing	Mark Maurer	Germany	17.71	17.8	+7%	-7%	+0%	4629
13	Hanne Huyghe	Alec Meysami Fard	Lorena Premereur	Belgium	14.14	17.28	-12%	-7%	+0%	2481
14	Eunseo Lee	Haejun Lee	sungjun Lee	Korea	13.93	11.43	+31%	-7%	+0%	4635
15	Minseop Kim	Namgyeong Kim	Dahye Lee	Korea	12.08	9.69	+34%	-7%	+0%	4636
16	Christian Maskito	Lyric McDougall	Rebekah Norman	Australia	11.72	12.48	+1%	-7%	+0%	4624
17	Jonathan Luo	Matthew Qiu	Ellie Rogan	United States of America	11.35	10.71	+14%	-7%	+0%	2501

Event: Double Dutch Single Freestyle				Division: WC	Gender: Mixed	Age Group: 16+ (allow 13+)			Event ID: 0	
Place	Participants			Team	Total	Diff (D)	Pres (P)	Miss (M)	Req EI (Q)	Entry #
18	Natalie "Camille" Ellis	Frances Gaillard	Jacob Godwin	United States of America	10.74	11.55	+0%	-7%	+0%	2500
19	Abbey George	Samuel George	Ruby Joswig	Australia	10.46	11.72	-4%	-7%	+0%	4623
20	Mathilde Bataille	Sharleen Tran	Noah Villedieu	France	8.51	10.86	-11%	-12%	+0%	4628
21	Samantha Bottle	Eric Hinojosa	Taylor Nicholson	United States of America	7.44	7.8	+6%	-10%	+0%	2502
22	Makenzie Adams	Delia Miles	Jacob Nussey	Canada	5.25	9.81	-37%	-15%	+0%	2484
23	Halle Borden	Garrett Bruinsma	Kelly Fersovich	Canada	5	9.52	-37%	-15%	-2%	2485
24	Sum Tim Ip	Laam Pui Lam	Hoi Yin Leung	Hong Kong, China	3.89	7.9	-42%	-15%	+0%	4632

Double Dutch Single Freestyle Verified Results

IJRU 2023 World Championships Results

Event: Double Dutch Single Freestyle				Division: WC	Gender: Male	Age Group: 16+ (allow 13+)			Event ID: 0	
Place	Participants			Team	Total	Diff (D)	Pres (P)	Miss (M)	Req EI (Q)	Entry #
1	Ming Hei Tango Seto	Po Hang Parco Shum	Kai Ming Wong	Hong Kong, China	43.67	31.38	+42%	-2%	+0%	4533
2	Cheuk Him Au	Cheuk Kiu Au	Cheuk Kei Chu	Hong Kong, China	22.97	18.43	+34%	-7%	+0%	4531
3	Simon Jahn	Fabio Porini	Felix Rühl	Germany	22.13	16.76	+39%	-5%	+0%	4530
4	Tim Branswyk	Tibo De Schepper	Klaas Van Mechelen	Belgium	22.06	22.49	+9%	-10%	+0%	2314
5	Jiwoo Choi	Hyeonbeom Heo	Jinuk Jung	Korea	18.81	12.94	+53%	-5%	+0%	4536
6	Sai Kit Lau	Chun Ho Law	Wai Wa Anson Man	Hong Kong, China	16.21	13.94	+25%	-7%	+0%	4532
7	Kai Hattori	Sora Inaba	Haruki Sugimoto	Japan	13.7	11.16	+32%	-7%	+0%	4534
8	Porter Ballard	Seth Ingram	Dalton Kohler	United States of America	13.28	11.9	+24%	-10%	+0%	2325
9	Lode D'hollander	Kasper De Bruyn	Matthias Hiele	Belgium	13.04	15.76	-6%	-12%	+0%	2315

Event: Double Dutch Single Freestyle				Division: WC	Gender: Male	Age Group: 16+ (allow 13+)			Event ID: 0	
Place	Participants			Team	Total	Diff (D)	Pres (P)	Miss (M)	Req EI (Q)	Entry #
10	Preston Ballard	Patric Birrer	Seth Price	United States of America	9.82	10.39	+5%	-10%	+0%	2326
11	Keita Nakamura	Toma Shirai	Kengo Sugino	Japan	9.67	9.47	+23%	-17%	+0%	4535
12	Mason Meek	John Moses	Foster Sariscak	United States of America	7.94	8.36	+0%	-5%	+0%	2324
13	Seungheon Han	Hwarang Lee	Minyoung Lee	Korea	6.67	7.2	+9%	-15%	+0%	4537

Double Dutch Single Freestyle Verified Results

IJRU 2023 World Championships Results

Event: Double Dutch Single Freestyle				Division: WC	Gender: Female	Age Group: 16+ (allow 13+)			Event ID: 0	
Place	Participants			Team	Total	Diff (D)	Pres (P)	Miss (M)	Req EI (Q)	Entry #
1	Ine Billiet	Sara De Boever	Ellen De Buck	Belgium	21.32	20.3	+5%	+0%	+0%	2172
2	Olivia Gessner	Julia Schmid	Anna Uhl	Germany	17.02	16.59	+8%	-5%	+0%	4449
3	Jemma Bihari	Chloe Mol	Naomi Tucker	Australia	13.42	16.59	-13%	-7%	+0%	4442
4	Alix Beattie	Analee Ricks	Hailee Ward	United States of America	12.56	10.49	+26%	-5%	+0%	2193
5	Lara Desmet	Zoë Dhondt	Jilka Lauweryns	Belgium	11.98	12.36	+2%	-5%	+0%	2171
6	Antonia Böge	Liv Sallander	Lilith Schultheis	Germany	11.54	13.94	-11%	-7%	+0%	4450
7	Hanna Andersson	My Husberg	Ina Murmark	Sweden	11.17	11.66	+3%	-7%	+0%	4457
8	Lou Aubree	Abigail Maraux	Gwenaëlle Maraux	France	10.17	14.98	-27%	-7%	+0%	4447
9	Lilla Hanuszik	Diána Katalin Zelei	Dorottya Mária Zelei	Hungary	9.31	14.94	-33%	-7%	+0%	4454
10	Paulien Derden	Floortje Putteman	Margot Schuurmans	Belgium	8.86	11.21	-15%	-7%	+0%	2170
11	Leandra Krause	Melina Krause	Lilly Swiniartzki	Germany	8.73	12.43	-22%	-10%	+0%	4448
12	Jordan McCloney	Kylee McCloney	Cameron Schmidt	United States of America	7.57	8.25	+2%	-10%	+0%	2192

Event: Double Dutch Single Freestyle			Division: WC	Gender: Female	Age Group: 16+ (allow 13+)				Event ID: 0	
Place	Participants			Team	Total	Diff (D)	Pres (P)	Miss (M)	Req EI (Q)	Entry #
13	Kei Ching Chan	Ching Ho Wan	Chui Shan Yan	Hong Kong, China	7.48	9.93	-19%	-7%	+0%	4452
14	Ashley "Renee" Ellis	Lauren Ellis	Anna Grove	United States of America	7.46	10.36	-20%	-10%	+0%	2191
15	Marie Broen Magersholt	Josephine Grænge Rasmussen	Mathilde Helbo Larsen	Denmark	6.92	9.05	-15%	-10%	+0%	4446
16	Makella Hoad	Emma Jackson	Jessica Poon	Australia	6.59	10.58	-33%	-7%	+0%	4441
17	Julie Bøggild Andersen	Cecilie Christensen	Mathilde Drasbek Emmersen	Denmark	6.34	10.43	-36%	-5%	+0%	4445
18	Lily Maxwell	Sydney Nicholls	Genny Slavin	Canada	6.3	7.53	-12%	-5%	+0%	2175
19	Charlotte Garbutt	Anabelle Julias	Ella Winstanley	Australia	6.09	10.24	-36%	-7%	+0%	4443
20	Arden Mills	Faith Stewart	Kaeli Wiens	Canada	6.07	8.05	-23%	-2%	+0%	2174
21	Ryoka Ebihara	Nene Kiriki	Kao Saito	Japan	5.45	6.23	-8%	-5%	+0%	4455
22	Cheuk Lam Li	Sum Yee Li	Hiu Tung Yuen	Hong Kong, China	5.2	8.95	-34%	-12%	+0%	4453
23	Jordan Carr	Jenna Pennington	Sophie Symanczyk	Canada	4.57	6.87	-27%	-7%	-2%	2173
24	Veronika Dvořáková	Eliška Sklenářová	Amálie Svobodová	Czech Republic	3.9	6.77	-36%	-10%	+0%	4444
25	Nok Ching Chang	Wing Shih	Nga Hei Siu	Hong Kong, China	3.08	13.1	-76%	-2%	+0%	4451
26	Eunseo Jo	Hyunji Kim	Inseon Lee	Korea	2.85	6.73	-53%	-10%	+0%	4456
27	Lena Münger	Celia Tellenbach	Valérie Von Büren	Switzerland	1.41	2.98	-43%	-15%	-2%	5043









































Event: Double Dutch Pair Freestyle		Division: WC		Gender: Mixed		Age Group: 16+ (allow 13+)		Event ID: 0	
Place	Participants	Team		Total	Diff (D)	Pres (P)	Miss (M)	Req EI (Q)	Entry #
1	Kobe Caryn Joyce De Temmerman Laurena Van Leeuwen	Jens Ockerman	Belgium	34.91	30.62	+20%	-5%	+0%	2507
2	Jongmin Choi Hyeonji Lee	YooSeong Choi Hyeonbeom Heo	Korea	22.6	14.96	+59%	-5%	+0%	4647
3	Aiko Hendrickx Ben Verbraeken	Hanne Huyghe Manon Orban	Belgium	16.45	16.47	+11%	-10%	+0%	2505
4	Luke Boon	Belinda Charlesworth Ben Cooper Emma Jackson	Australia	16.18	16.83	+9%	-10%	-2%	4637
5	Samantha Bottle Margaret Welch	Eric Hinojosa Taylor Nicholson	United States of America	14.86	11.07	+37%	-2%	+0%	2523
6	Wing Lok Chow	Chu Ting Ho Yin Ting Poon Chi Ki LAW	Hong Kong, China	14.44	11.93	+37%	-7%	-5%	4646
7	Ella Budge	Avery Gunnell Seth Ingram Dalton Kohler	United States of America	13.64	12.9	+16%	-7%	-2%	2522
8	Preston Ballard	Alix Beattie Hailee Ward Analee Ricks	United States of America	13.56	11.7	+22%	-5%	+0%	2524
9	Leonie Götze	Maria Charlotte Kramer Linda Schneider Eric Seeger	Germany	13.28	11.55	+21%	-5%	+0%	4642
10	Bianca Illing Fabienne Metzger	Simone Illing Mark Maurer	Germany	11.94	13.4	-1%	-10%	+0%	4641
11	Anna-Marie Bold	Simon Jahn Fabio Porini Felix Rühl	Germany	11.88	12.71	+6%	-10%	-2%	4643

Event: Double Dutch Pair Freestyle			Division: WC	Gender: Mixed	Age Group: 16+ (allow 13+)			Event ID: 0		
Place	Participants	Team	Total	Diff (D)	Pres (P)	Miss (M)	Req EI (Q)	Entry #		
12	<p>👤 Pallieter De Hornois</p> <p>👤 Jelle Van Heesbeke</p>	<p>👤 Bèlèn De Smet</p> <p>👤 Océanie Foubert</p>	Belgium	11.22	12.31	-2%	-7%	+0%	2506	
13	<p>👤 Kwan Ho Law</p>	<p>👤 CHON MENG LEE</p>	<p>👤 Sze Nga Ng</p> <p>👤 Ying Nam Kay Tsui</p>	Hong Kong, China	11.02	10.38	+14%	-5%	-2%	4644
14	<p>👤 Dahye Lee</p> <p>👤 sungjun Lee</p>	<p>👤 Eunseo Lee</p>	<p>👤 Haejun Lee</p>	Korea	9.57	10.77	+1%	-12%	+0%	4648
15	<p>👤 Julie Bøggild Andersen</p> <p>👤 Tobias Freyvall Jonassen</p>	<p>👤 Mathilde Drasbek Emmersen</p>	<p>👤 Thea Freyvall Jonassen</p>	Denmark	9.11	9.56	+8%	-10%	-2%	4640
16	<p>👤 Shailah Aggarson</p>	<p>👤 Parker Campbell</p>	<p>👤 Owen Lucas</p> <p>👤 Jackie Neumann</p>	Canada	7.03	8.03	+3%	-15%	+0%	2508
17	<p>👤 Abbey George</p> <p>👤 Roma Lewis</p>	<p>👤 Samuel George</p>	<p>👤 Tamsin Groves</p>	Australia	5.83	7.9	-18%	-10%	+0%	4638
18	<p>👤 Josephine Grænge Rasmussen</p>	<p>👤 Mathilde Helbo Larsen</p> <p>👤 Karoline Nørgaard</p>	<p>👤 Simon Meincke</p>	Denmark	5.74	7.65	-15%	-10%	-2%	4639
19	<p>👤 Thomas Cunningham</p>	<p>👤 Tyrel Gibson</p> <p>👤 Samuel Kliever</p>	<p>👤 Jordis Hickie</p>	Canada	5.52	7.03	-9%	-12%	-2%	2509
20	<p>👤 Sum Tim Ip</p> <p>👤 Wing Yau Tai</p>	<p>👤 Laam Pui Lam</p>	<p>👤 Hoi Yin Leung</p>	Hong Kong, China	5.18	6.88	-13%	-7%	-7%	4645
21	<p>👤 Makenzie Adams</p>	<p>👤 Hanna Janes</p> <p>👤 Jacob Nussey</p>	<p>👤 Delia Miles</p>	Canada	4.47	8.19	-38%	-12%	+0%	2510

Event: Double Dutch Pair Freestyle			Division: WC		Gender: Male		Age Group: 16+ (allow 13+)		Event ID: 0	
Place	Participants			Team	Total	Diff (D)	Pres (P)	Miss (M)	Req EI (Q)	Entry #
1	Tim Branswyk Klaas Van Mechelen	Pieter-Jan De Backer	Tibo De Schepper	Belgium	29.86	20.31	+50%	-2%	+0%	2327
2	Jonathan Luo	Matthew Qiu Dylan Wang	Ryan Rogers	United States of America	15.76	11.91	+35%	-2%	+0%	2335
3	Ming Hei Tango Seto Tin Long Yeung	Po Hang Parco Shum	Kai Ming Wong	Hong Kong, China	15.18	12.81	+30%	-7%	-2%	4540
4	Cheuk Him Au Pak Kin Pang	Cheuk Kiu Au	Cheong Chun Leung	Hong Kong, China	12.2	12.87	+4%	-7%	-2%	4538
5	Mason Meek Sam Scott	John Moses	Foster Sariscak	United States of America	11.78	11	+15%	-2%	-5%	2334
6	Lode D'hollander	Kasper De Bruyn	Jelle Desmet Matthias Hiele	Belgium	11.68	13.08	-2%	-7%	-2%	2328
7	Jiwoo Choi Hyowon Park	Jinuk Jung	Chanje Park	Korea	11.11	9.91	+23%	-7%	-2%	4542
8	Chung Man Cheung Wai Wa Anson Man	Sai Kit Lau	Chun Ho Law	Hong Kong, China	10.1	10.04	+14%	-10%	-2%	4539
	Kai Hattori Kan Takemura	Sora Inaba	Haruki Sugimoto	Japan	scratch					4541

Double Dutch Pair Freestyle Verified Results

IJRU 2023 World Championships Results












Event: Double Dutch Pair Freestyle			Division: WC		Gender: Female		Age Group: 16+ (allow 13+)		Event ID: 0	
Place	Participants	Team	Total	Diff (D)	Pres (P)	Miss (M)	Req EI (Q)	Entry #		
1	 Ashley "Renee" Ellis  Kennedy Morris	 Lauren Ellis  Natalie "Camille" Ellis	United States of America	20.66	18.36	+21%	-7%	+0%	2216	
2	 Lara Desmet  Joska Lauweryns	 Janne Dewaele  Jilka Lauweryns	Belgium	12.68	13.35	+0%	-5%	+0%	2198	
3	 Enja Kubitschke  Viviane Simon	 Annika Reinhardt  Svenja Reinhardt	Germany	10.99	12.93	+2%	-15%	-2%	4465	
4	 Jana Baeyens-De Bock	 Larissa Premereur  Rhuna Vael	 Mirte Schuurmans	Belgium	10.79	11.59	+0%	-5%	-2%	2199
5	 Sally June Krumb  Viviane Wilok	 Alina Opelt	 Jacqueline Wilok	Germany	9.93	11	-5%	-5%	+0%	4466
6	 Jemma Bihari	 Chloe Mol  Naomi Tucker	 Jessica Poon	Australia	9.52	10.12	-4%	-2%	+0%	4458
7	 Lou Aubree  Gwenaëlle Maraux	 Mathilde Bataille	 Abigail Maraux	France	8.87	11.09	-14%	-7%	+0%	4463
8	 Olivia Gessner  Anna Uhl	 Julia Schmid	 Verena Silbereisen	Germany	8.28	9.11	+3%	-10%	-2%	4464
9	 Elise Audiens	 Paulien Derden	 Fien Leplae  Floortje Putteman	Belgium	7.88	10.18	-14%	-10%	+0%	2197
10	 Holly Copeland  Ariana Mason	 Lillian James	 Dalia Madanick	United States of America	7.8	8.65	-1%	-7%	-2%	2218

Event: Double Dutch Pair Freestyle		Division: WC		Gender: Female		Age Group: 16+ (allow 13+)		Event ID: 0		
Place	Participants	Team		Total	Diff (D)	Pres (P)	Miss (M)	Req EI (Q)	Entry #	
11	<p>👤 Ellen Bøgh Krogh-Madsen</p> <p>👤 Natacha Vincent</p>	<p>👤 Laura Francis</p>	<p>👤 Lea Henriksen</p>	Denmark	7.43	10.11	-21%	-7%	+0%	4461
12	<p>👤 Kate Green</p> <p>👤 Kylie Trull</p>	<p>👤 Haylee Hutchings</p>	<p>👤 Madison McMurray</p>	United States of America	7.17	8.65	-11%	-5%	-2%	2217
13	<p>👤 Regina Bozsik</p> <p>👤 Dorottya Mária Zelei</p>	<p>👤 Lilla Hanuszik</p>	<p>👤 Diána Katalin Zelei</p>	Hungary	5.65	7.83	-13%	-17%	+0%	4470
14	<p>👤 Kei Ching Chan</p> <p>👤 Chui Shan Yan</p>	<p>👤 Mei Kei Maggie Lau</p>	<p>👤 Ching Ho Wan</p>	Hong Kong, China	5.24	7.6	-22%	-7%	-5%	4468
15	<p>👤 Eunseo Jo</p> <p>👤 Inseon Lee</p>	<p>👤 Bomi Kim</p>	<p>👤 Hyunji Kim</p>	Korea	4.91	6.91	-22%	-7%	-2%	4472
16	<p>👤 Phoebe Bruhn</p> <p>👤 Ella Winstanley</p>	<p>👤 Charlotte Garbutt</p>	<p>👤 Anabelle Julias</p>	Australia	4.4	6.17	-25%	-5%	+0%	4460
17	<p>👤 Line Fromberg</p> <p>👤 Vera Roed Grarup</p>	<p>👤 Sara Mekis Bach</p>	<p>👤 Herdis-Marie Møller Nielsen</p>	Denmark	4.24	7.62	-37%	-5%	-7%	4462
18	<p>👤 Ryoka Ebihara</p>	<p>👤 Nene Kiriki</p> <p>👤 Runa Teshima</p>	<p>👤 Kao Saito</p>	Japan	4.18	4.18	+17%	-5%	-10%	4471
19	<p>👤 Clea Brummitt</p> <p>👤 Kaeli Wiens</p>	<p>👤 Faith Stewart</p>	<p>👤 Reagan Symonds</p>	Canada	3.12	6.32	-41%	-10%	-7%	2202
20	<p>👤 Piper Bourne</p> <p>👤 Sophie Symanczyk</p>	<p>👤 Jenna Pennington</p>	<p>👤 Alyssa Peterson</p>	Canada	2.64	4.34	-31%	-10%	-2%	2200

Event: Double Dutch Pair Freestyle		Division: WC		Gender: Female	Age Group: 16+ (allow 13+)			Event ID: 0		
Place	Participants	Team		Total	Diff (D)	Pres (P)	Miss (M)	Req EI (Q)	Entry #	
21	<p>👤 Anjileen Downey</p> <p>👤 Jessica Stewart</p>	<p>👤 Brooklyn Hoddinott</p>	<p>👤 Bethany Lakeman</p>	Australia	2.54	4.95	-40%	-10%	-5%	4459
22	<p>👤 Cheuk Lam Li</p> <p>👤 Hiu Tung Yuen</p>	<p>👤 Sum Yee Li</p>	<p>👤 Lok Yin Charisse Shea</p>	Hong Kong, China	2.43	4.95	-40%	-12%	-7%	4469
23	<p>👤 Lily Maxwell</p> <p>👤 Genny Slavin</p>	<p>👤 Hannah Miller</p>	<p>👤 Sydney Nicholls</p>	Canada	1.91	4.01	-46%	-7%	-5%	2201
24	<p>👤 Nok Ching Chang</p>	<p>👤 Ka Yi Fung</p> <p>👤 Wing Shih</p>	<p>👤 Yu Ki Li</p>	Hong Kong, China	1.49	6.24	-73%	-10%	-2%	4467
25	<p>👤 Hanna Andersson</p> <p>👤 Ina Murmark</p>	<p>👤 My Husberg</p>	<p>👤 Lova Lindgren</p>	Sweden	1.37	3.85	-55%	-12%	-10%	4473

Event: Team Show Freestyle			Division: Show Competition	Gender: Mixed	Age Group: 12+	Event ID: 0				
Place	Participants	Team	Total	Diff (D)	Pres (P)	Miss (M)	Req EI (Q)	Entry #		
1	<p> Tim Branswyk Justien Ghesquiere Alec Meysami Fard Klaas Van Mechelen</p>	<p> Pieter-Jan De Backer Aiko Hendrickx Lorena Premereur Lisa Vanbeckbergen</p>	<p> Tibo De Schepper Hanne Huyghe Maaïke Van der Veken Ben Verbraecken</p>	Belgium	52.91	45.37	1.19	0.98	1	2578
2	<p> Jemma Bihari Ben Cooper Makella Hoad Chloe Mol</p>	<p> Luke Boon Jaymee Gilbert Emma Jackson Jessica Poon</p>	<p> Belinda Charlesworth Jasmine Hawkins Maverick Larkin Naomi Tucker</p>	Australia	41.45	45.45	0.96	0.95	1	4679
3	<p> Sophia Berry Addie Gilner Noah Hirsch Dalia Madanick Ava Ryann Winslow</p>	<p> Holly Copeland Zoe Grotegut Lillian James Ariana Mason</p>	<p> Elijah Foster Taylor Fox Lucie Haws Liora Lovins Elena Oh Olivia Theodore</p>	United States of America	31.77	30.3	1.07	0.98	1	2584
4	<p> Pik Man Carman Choi Hiu Lam Lee Hoi Tung Tam Tsz Ying Wong Wai Kwan Woo</p>	<p> Chun Yiu Ho CHON MENG LEE Chun Hei Tsang Wing Yan Wong</p>	<p> Kwan Ho Law Chi Kin Ng Sze Nga Ng Ying Nam Kay Tsui Yue Wang Wong</p>	Hong Kong, China	27.98	28.32	1.04	0.95	1	4680

Event: Team Show Freestyle		Division: Show Competition		Gender: Mixed	Age Group: 12+	Event ID: 0				
Place	Participants	Team		Total	Diff (D)	Pres (P)	Miss (M)	Req EI (Q)	Entry #	
5	<p>👤 Jiwoo Choi</p> <p>👤 Hyeonbeom Heo</p> <p>👤 Hyeonji Lee</p> <p>👤 Hyowon Park</p>	<p>👤 Jongmin Choi</p> <p>👤 Eunseo Jo</p> <p>👤 Bomi Kim</p> <p>👤 Inseon Lee</p>	<p>👤 YooSeong Choi</p> <p>👤 Jinuk Jung</p> <p>👤 Hyunji Kim</p> <p>👤 Chanje Park</p>	Korea	23.53	23	1.1	0.93	1	4683
6	<p>👤 Paige Baker</p> <p>👤 Alexis Dias</p> <p>👤 Jennifer Kirkland</p> <p>👤 Meghan McGill</p> <p>👤 Aylla Peters</p> <p>👤 Genny Slavin</p>	<p>👤 Vienna Bielicz</p> <p>👤 Eve Genovese</p> <p>👤 Aislyn Marquis</p> <p>👤 Sydney McLennan</p> <p>👤 Abby Rorison</p> <p>👤 Amanda Taylor</p>	<p>👤 Allysa Ciancio</p> <p>👤 Brittany Harding</p> <p>👤 Kayley Marquis</p> <p>👤 Sydney Nicholls</p> <p>👤 Kaitlyn Simpson</p> <p>👤 Stephanie Weeks</p>	Canada	17.57	20.55	0.95	0.9	1	2579
7	<p>👤 Ryoka Ebihara</p> <p>👤 Kanshiro Hirose</p> <p>👤 Taisei Mitsugi</p> <p>👤 Haruki Sugimoto</p>	<p>👤 Kei Hashimoto</p> <p>👤 Satoru Hiura</p> <p>👤 Nene Kiriki</p> <p>👤 Kao Saito</p> <p>👤 Runa Teshima</p>	<p>👤 Kai Hattori</p> <p>👤 Tsukasa Hattori</p> <p>👤 Sora Inaba</p> <p>👤 Rino Kurihara</p> <p>👤 Yuki Sakamoto</p> <p>👤 Naotaka Uchida</p>	Japan	16.96	15.86	1.15	0.93	1	4682

Event: Team Show Freestyle		Division: Show Competition			Gender: Mixed	Age Group: 12+	Event ID: 0			
Place	Participants	Team			Total	Diff (D)	Pres (P)	Miss (M)	Req EI (Q)	Entry #
	<p>  ESHAN CHANDRAHAS PUTHRAN  NAMAN MANOJ GANGWAL  MANAS MAHESH MUNGI  YOGITA HARSHAD SAMANT </p>	<p>  NIYATI PANKAJ CHHORIYA  RAJUL ANUP LUNKAD  BHUMIKA BHUSHAN NEMADE </p>	<p>  SWARALI DEEPAK KUMBHAR  ANKITA KIRAN MAHAJAN  TANVI LALIT NEMADE  MANASVI NITIN PATIL </p>	India	scratch					4681



















Event: Single Rope Double Unders Relay			Division: WC Finals	Gender: Mixed	Age Group: 16+ (allow 13+)	Event ID: 0	
Place	Participants	Team	Total	BaseScore	Deductions	Entry #	
1	Chu Ting Ho Sum Yi Lee	Hong Kong, China	192	192	0	5069	
2	Dahye Lee sungjun Lee	Korea	185	185	0	5064	
3	Zoe Grotegut Noah Hirsch	United States of America	183	183	0	5065	
4	Hoi Yin Leung Wing Yau Tai	Hong Kong, China	182	182	0	5054	
5	Océanie Foubert Jelle Van Heesbeke	Belgium	177	177	0	5068	
6	Florian Bluemel Hannah Göttfert	Austria	155	155	0	5067	

Event: Single Rope Double Unders Relay			Division: WC Finals	Gender: Male	Age Group: 16+ (allow 13+)	Event ID: 0	
Place	Participants	Team	Total	BaseScore	Deductions	Entry #	
1	Cheuk Kei Chu Yun San Leung	Hong Kong, China	202	202	0	5070	
2	Jacob Amster Connor Kraska	United States of America	200	200	0	5074	
3	Kai Hattori Kaiya Inaba	Japan	199	199	0	5071	
4	Jongmin Choi YooSeong Choi	Korea	191	191	0	5073	
5	Jihun Lee Changhyeok Yang	Korea	181	181	0	5075	
6	Seunghoon Han Wonwoo Kim	Korea	180.5	180.5	0	5072	

Event: Single Rope Double Unders Relay			Division: WC Finals	Gender: Female	Age Group: 16+ (allow 13+)	Event ID: 0	
Place	Participants	Team	Total	BaseScore	Deductions	Entry #	
1	Kitti Andorfi-Kovács Anna Csermák	Hungary	190	190	0	5077	
2	Jemma Bihari Jessica Poon	Australia	188	188	0	5076	
3 T	Antonia Böge Lilith Schultheis	Germany	184	184	0	5081	
3 T	Ka Yi Fung Yu Ki Li	Hong Kong, China	184	184	0	5078	
5	Jasmine Hawkins Chloe Mol	Australia	177	177	0	5192	
6	Lilla Hanuszik Diána Katalin Zelei	Hungary	158.5	158.5	0	5079	

Event: Double Dutch Speed Relay		Division: WC Finals		Gender: Mixed	Age Group: 16+ (allow 13+)			Event ID: 0
Place	Participants	Team		Total	BaseScore	Deductions	Entry #	
1	Wing Lok Chow Sum Yi Lee	Chu Ting Ho	Chi Ki LAW	Hong Kong, China	415	415	0	5095
2	Kobe Caryn	Joyce De Temmerman	Jens Ockerman Laurena Van Leeuwen	Belgium	390	390	0	5097
3	Sum Tim Ip Wing Yau Tai	Laam Pui Lam	Hoi Yin Leung	Hong Kong, China	380	380	0	5094
4	Josephine Grænge Rasmussen	Lea Henriksen Alfred Wulf-Andersen	Marcus Lu-Nielsen	Denmark	376.5	376.5	0	5096
5 T	Luke Boon	Belinda Charlesworth	Ben Cooper Makella Hoad	Australia	368	368	0	5099
5 T	Marie Broen Magersholt	Mathilde Helbo Larsen	Simon Meincke Karoline Nørgaard	Denmark	368	368	0	5098

Event: Double Dutch Speed Relay		Division: WC Finals		Gender: Male	Age Group: 16+ (allow 13+)			Event ID: 0
Place	Participants	Team		Total	BaseScore	Deductions	Entry #	
1	Cheuk Kiu Au Pak Kin Pang	Cheuk Kei Chu	Cheong Chun Leung	Hong Kong, China	434	434	0	5088
2	Chung Man Cheung	Sai Kit Lau Wai Wa Anson Man	Chun Ho Law	Hong Kong, China	419	419	0	5092
3	Ming Hei Tango Seto	Po Hang Parco Shum	Kai Ming Wong Tin Long Yeung	Hong Kong, China	405	405	0	5090
4	Lode D'hollander	Kasper De Bruyn	Jelle Desmet Matthias Hiele	Belgium	369	369	0	5091
5	Jumpei Fujita Toma Shirai	Dae Hee Lee	Kohei Seki	Japan	326.5	326.5	0	5089
6	Tim Branswyk Klaas Van Mechelen	Pieter-Jan De Backer	Tibo De Schepper	Belgium	309	309	0	5093

Event: Double Dutch Speed Relay		Division: WC Finals		Gender: Female	Age Group: 16+ (allow 13+)	Event ID: 0		
Place	Participants		Team	Total	BaseScore	Deductions	Entry #	
1	 Lova Lindgren  Olivia Odenhag	 Ina Murmark	 Sara Nässel Sweden	382	382	0	5193	
2	 Hiu Lam Chan	 Tsz Yuet Sheena Li	 Ching Ho Wan  Chui Shan Yan Hong Kong, China	376.5	376.5	0	5082	
3	 Lara Desmet  Joska Lauweryns	 Janne Dewaele	 Jilka Lauweryns Belgium	369	369	0	5085	
4	 Cheuk Lam Li  Hiu Tung Yuen	 Sum Yee Li	 Lok Yin Charisse Shea Hong Kong, China	364.5	364.5	0	5083	
5	 Line Fromberg  Charlotte Schaffalitzky de Muckadell	 Vigga Kruse Partsch	 Herdis-Marie Møller Nielsen Denmark	363.5	363.5	0	5084	
6	 Ellen Bøgh Krogh-Madsen	 Laura Francis  Natacha Vincent	 Sif Printz Denmark	307	307	0	5087	

Event: Single Rope Pair Freestyle		Division: WC Finals		Gender: Mixed		Age Group: 16+ (allow 13+)		Event ID: 0	
Place	Participants	Team	Total	Diff (D)	Pres (P)	Miss (M)	Req EI (Q)	Entry #	
1	Bèlèn De Smet Jelle Van Heesbeke	Belgium	45.47	27.87	+79%	-7%	-2%	5117	
2	Eunseo Lee Haejun Lee	Korea	35.53	19.6	+85%	-2%	+0%	5115	
3	Alec Meysami Fard Lorena Premereur	Belgium	28.18	23.54	+33%	-10%	+0%	5112	
4	Blake Long Elise McQueen	United States of America	26.58	17.22	+66%	-7%	+0%	5114	
5	Luke Boon Chloe Mol	Australia	24.82	17.37	+62%	-10%	-2%	5116	
6	Everett Graham Katelyn Starr	Canada	14.55	12.53	+29%	-10%	+0%	5113	

Event: Single Rope Pair Freestyle		Division: WC Finals		Gender: Male		Age Group: 16+ (allow 13+)		Event ID: 0	
Place	Participants	Team	Total	Diff (D)	Pres (P)	Miss (M)	Req EI (Q)	Entry #	
1	Kai Hattori Kaiya Inaba	Japan	47.54	29.72	+72%	-7%	+0%	5111	
2	Lode D'hollander Jelle Desmet	Belgium	47.36	32.8	+60%	-5%	-5%	5109	
3	Cheuk Him Au Cheong Chun Leung	Hong Kong, China	44.51	27.01	+77%	-5%	-2%	5194	
4	Wonwoo Kim Seungmin Seo	Korea	34.39	23.88	+60%	-10%	+0%	5110	
5	Jongmin Choi YooSeong Choi	Korea	33.86	18.86	+97%	-7%	-2%	5107	
6	Naoki Matsumura Nao Mihara	Japan	30.86	24.39	+48%	-10%	-5%	5106	

Event: Single Rope Pair Freestyle		Division: WC Finals		Gender: Female		Age Group: 16+ (allow 13+)		Event ID: 0	
Place	Participants	Team	Total	Diff (D)	Pres (P)	Miss (M)	Req EI (Q)	Entry #	
1	Marie Broen Magersholt Mathilde Helbo Larsen	Denmark	32.31	21.69	+60%	-5%	-2%	5100	

Event: Single Rope Pair Freestyle		Division: WC Finals		Gender: Female		Age Group: 16+ (allow 13+)		Event ID: 0	
Place	Participants	Team	Total	Diff (D)	Pres (P)	Miss (M)	Req EI (Q)	Entry #	
2	👤 Margot Schuurmans 👤 Joke Vermuyten	Belgium	32.16	22.84	+56%	-5%	-5%	5105	
3	👤 Wing Shih 👤 Nga Hei Siu	Hong Kong, China	30.89	21.82	+49%	+0%	-5%	5102	
4	👤 Olivia Gessner 👤 Anna Uhl	Germany	28.72	21.73	+45%	-7%	-2%	5104	
5	👤 Janne Dewaele 👤 Joska Lauweryns	Belgium	25.23	21.73	+29%	-10%	+0%	5101	
6	👤 Lou Aubree 👤 Gwenaëlle Maraux	France	24.14	19.25	+32%	-5%	+0%	5103	

Event: Double Dutch Pair Freestyle		Division: WC Finals		Gender: Mixed	Age Group: 16+ (allow 13+)			Event ID: 0		
Place	Participants	Team		Total	Diff (D)	Pres (P)	Miss (M)	Req EI (Q)	Entry #	
1	 Kobe Caryn  Laurena Van Leeuwen	 Joyce De Temmerman  Belinda Charlesworth	 Jens Ockerman  Ben Cooper  Emma Jackson	Belgium	57.75	30.69	+92%	-2%	+0%	5140
2	 Luke Boon	 Belinda Charlesworth	 Ben Cooper  Emma Jackson	Australia	38.05	21.02	+81%	+0%	+0%	5137
3	 Jongmin Choi  Hyeonji Lee	 YooSeong Choi	 Hyeonbeom Heo	Korea	31.59	17.33	+96%	-7%	+0%	5139
4	 Wing Lok Chow	 Chu Ting Ho  Yin Ting Poon	 Chi Ki LAW	Hong Kong, China	27.57	18.06	+64%	-5%	-2%	5135
5	 Aiko Hendrickx  Ben Verbraeken	 Hanne Huyghe	 Manon Orban	Belgium	25.75	16.88	+64%	-7%	+0%	5138
6	 Samantha Bottle  Margaret Welch	 Eric Hinojosa	 Taylor Nicholson	United States of America	23.89	15.41	+55%	+0%	+0%	5136




Event: Double Dutch Pair Freestyle		Division: WC Finals		Gender: Male	Age Group: 16+ (allow 13+)			Event ID: 0		
Place	Participants	Team		Total	Diff (D)	Pres (P)	Miss (M)	Req EI (Q)	Entry #	
1	 Ming Hei Tango Seto  Tin Long Yeung	 Po Hang Parco Shum	 Kai Ming Wong	Hong Kong, China	33	22.31	+54%	-2%	-2%	5127
2	 Cheuk Him Au  Pak Kin Pang	 Cheuk Kiu Au	 Cheong Chun Leung	Hong Kong, China	31.67	24.13	+44%	-7%	-2%	5126

Event: Double Dutch Pair Freestyle			Division: WC Finals	Gender: Male	Age Group: 16+ (allow 13+)				Event ID: 0
Place	Participants	Team	Total	Diff (D)	Pres (P)	Miss (M)	Req EI (Q)	Entry #	
3	Jonathan Luo Matthew Qiu Dylan Wang Ryan Rogers	United States of America	25.06	13.82	+85%	-2%	+0%	5128	
4	Tim Branswyk Klaas Van Mechelen Pieter-Jan De Backer Tibo De Schepper	Belgium	22.36	13.96	+82%	-12%	+0%	5184	
5	Lode D'hollander Kasper De Bruyn Jelle Desmet Matthias Hiele	Belgium	20.47	13.7	+66%	-10%	+0%	5124	
6	Mason Meek Sam Scott John Moses Foster Sariscak	United States of America	9.09	9.47	+11%	-7%	-7%	5125	






Double Dutch Pair Freestyle Verified Results







IJRU 2023 World Championships Results

Event: Double Dutch Pair Freestyle			Division: WC Finals	Gender: Female	Age Group: 16+ (allow 13+)				Event ID: 0
Place	Participants	Team	Total	Diff (D)	Pres (P)	Miss (M)	Req EI (Q)	Entry #	
1	Lara Desmet Joska Lauweryns Janne Dewaele Jilka Lauweryns	Belgium	27.45	18.76	+54%	-5%	+0%	5122	
2	Enja Kubitschke Viviane Simon Annika Reinhardt Svenja Reinhardt	Germany	26.69	21.93	+38%	-10%	-2%	5121	
3	Jana Baeyens-De Bock Larissa Premereur Rhuna Vael Mirte Schuurmans	Belgium	20.28	14.72	+48%	-5%	-2%	5120	
4	Sally June Krumb Viviane Wilok Alina Opelt Jacqueline Wilok	Germany	18.43	14.25	+47%	-12%	+0%	5119	
5	Jemma Bihari Chloe Mol Naomi Tucker Jessica Poon	Australia	18.26	16.02	+20%	-5%	+0%	5118	

Event: Double Dutch Pair Freestyle		Division: WC Finals		Gender: Female	Age Group: 16+ (allow 13+)			Event ID: 0	
Place	Participants	Team	Total	Diff (D)	Pres (P)	Miss (M)	Req EI (Q)	Entry #	
6	 Ashley "Renee" Ellis  Kennedy Morris	 Lauren Ellis  Natalie "Camille" Ellis	United States of America	17.26	16.12	+19%	-10%	+0%	5123

Event: Double Dutch Triad Freestyle		Division: WC Finals		Gender: Mixed	Age Group: 16+ (allow 13+)			Event ID: 0	
Place	Participants	Team	Total	Diff (D)	Pres (P)	Miss (M)	Req EI (Q)	Entry #	
1	<p> Aenne Bannasch</p> <p> Svenja Reinhardt</p> <p> Enja Kubitschke</p> <p> Viviane Simon</p> <p> Annika Reinhardt</p>	Germany	24.43	13.61	+93%	-7%	+0%	5145	
2	<p> Ella Budge</p> <p> Rylee Turnbow</p> <p> Avery Gunnell</p> <p> Seth Ingram</p> <p> Dalton Kohler</p>	United States of America	21.03	11.37	+85%	+0%	+0%	5146	
3	<p> Jonathan Luo</p> <p> Sophia Berry</p> <p> Olivia Theodore</p> <p> Matthew Qiu</p> <p> Kate Tang</p> <p> Ava Ryann Winslow</p> <p> Ryan Rogers</p> <p> Dylan Wang</p>	United States of America	18.89	11.47	+83%	-10%	+0%	5143	
4	<p> Sophia Berry</p> <p> Olivia Theodore</p> <p> Lillian James</p> <p> Ava Ryann Winslow</p> <p> Elena Oh</p>	United States of America	17.77	9.87	+80%	+0%	+0%	5144	
5	<p> Diana Brauer</p> <p> Christina Valentina Khramtsov</p> <p> Bianca Illing</p> <p> Fabienne Metzger</p> <p> Simone Illing</p>	Germany	17.31	11.11	+64%	-5%	+0%	5142	
6	<p> Peri Ann Houk</p> <p> Maike Preuß</p> <p> Julia Kannengießner</p> <p> Katrin Ryan</p> <p> Max Polenske</p>	Germany	12.59	7.65	+68%	-2%	+0%	5141	

Event: Single Rope Triple Unders		Division: WC Finals	Gender: Male	Age Group: 16+ (allow 13+)		Event ID: 0
Place	Participants	Team	Total	BaseScore	Deductions	Entry #
1	 Luke Boon	Australia	304	304	0	5153
2	 Shoi Yamamoto	Japan	233	233	0	5158
3	 Thomas Cunningham	Canada	189	189	0	5156
4	 Seth Ingram	United States of America	155	155	0	5155
5	 Chanje Park	Korea	153	153	0	5154
6	 YooSeong Choi	Korea	152	152	0	5157

Event: Single Rope Triple Unders		Division: WC Finals	Gender: Female	Age Group: 16+ (allow 13+)		Event ID: 0
Place	Participants	Team	Total	BaseScore	Deductions	Entry #
1	 Lauren Ellis	United States of America	251	251	0	5147
2	 Hyunji Kim	Korea	197	197	0	5150
3	 Stephanie Weeks	Canada	169	169	0	5149
4	 Jasmine Hawkins	Australia	164	164	0	5148
5	 Pia Wöhner	Germany	126	126	0	5152
6	 Annika Reinhardt	Germany	25	25	0	5151

Event: Single Rope Speed Sprint		Division: WC Finals	Gender: Male	Age Group: 16+ (allow 13+)		Event ID: 0
Place	Participants	Team	Total	BaseScore	Deductions	Entry #
1	 Kaiya Inaba	Japan	112	112	0	5166
2	 Yun San Leung	Hong Kong, China	110	110	0	5167
3	 Chu Ting Ho	Hong Kong, China	108	108	0	5169
4	 Changhyeok Yang	Korea	104	104	0	5170
5	 Naoki Matsumura	Japan	101	101	0	5168
6	 Tin Yau Wong	Hong Kong, China	89	89	0	5171

Event: Single Rope Speed Sprint		Division: WC Finals	Gender: Female	Age Group: 16+ (allow 13+)		Event ID: 0
Place	Participants	Team	Total	BaseScore	Deductions	Entry #
1	 Hiu Lam Chan	Hong Kong, China	106	106	0	5161
2	 Inseon Lee	Korea	105	105	0	5160
3 T	 Elise Audiens	Belgium	102	102	0	5165
3 T	 Natalie "Camille" Ellis	United States of America	102	102	0	5164
5	 Hyunji Kim	Korea	101	101	0	5163
6	 Ziyao Ma	China	58	58	0	5162

Event: Single Rope Individual Freestyle

Division: WC Finals

Gender: Male

Age Group: 16+ (allow
13+)

Event ID: 0

Place	Participants	Team	Total	Diff (D)	Pres (P)	Miss (M)	Req EI (Q)	Entry #
1	 Tin Yau Wong	Hong Kong, China	81.37	47.31	+72%	+0%	+0%	5174
2	 Chu Ting Ho	Hong Kong, China	62.89	42.22	+52%	-2%	+0%	5173
3	 Changhyeok Yang	Korea	62.4	44.16	+57%	-10%	+0%	5177
4	 Wonwoo Kim	Korea	57.21	31.09	+84%	+0%	+0%	5172
5	 Kaiya Inaba	Japan	55.51	39.53	+51%	-7%	+0%	5176
6	 Jelle Van Heesbeke	Belgium	47.45	34.82	+51%	-5%	-5%	5175







Event: DDC Speed 1x30		Division: DDC		Gender: Mixed	Age Group: 12-15		Event ID: 0	
Place	Participants			Team	Total	BaseScore	Deductions	Entry #
1	Aoi Hiramatsu	Yua Kawakami	Arisu Sakurai	Japan	119	119	0	4688
2	Kate Cheney	Maverick Larkin	Matilda Whyte	Australia	111.5	111.5	0	4684
3	Ponkamon Aiadpradit	Prerachaya Plubpla	Preraya Plubpla	Thailand	99	99	0	5046
4	Kaitlyn Liu	Grace Wang	Kyle Yan	United States of America	95	95	0	2590
5	Daniela Cajthamlová	Tobiáš Kadlec	Ella Ward	Czech Republic	93	93	0	4685
6	Cheuk Hing Ke	Cheuk Lam Ke	Ching Yin So	Hong Kong, China	73.5	73.5	0	4686
7	ANKITA KIRAN MAHAJAN	BHUMIKA BHUSHAN NEMADE	TANVI LALIT NEMADE	India	50	50	0	4687

Event: DDC Freestyle		Division: DDC		Gender: Mixed	Age Group: 12-15	Event ID: 0	
Place	Participants			Team	Total	Entry #	
1	 Yuto Mine  Akane Yarita	 Natsuko Ono	 Yukie Takahashi	Japan	60	4689	
2	 Ichiho Hige  Stella Ruvo	 Savanna Levinson	 Thea Milley	United States of America	25	2592	

Event: Double Dutch Single Freestyle				Division: WC Finals	Gender: Male	Age Group: 16+ (allow 13+)	Event ID: 0			
Place	Participants			Team	Total	Diff (D)	Pres (P)	Miss (M)	Req EI (Q)	Entry #
1	Tim Branswyk	Tibo De Schepper	Klaas Van Mechelen	Belgium	49.83	41.33	+37%	-12%	+0%	5187
2	Cheuk Him Au	Cheuk Kiu Au	Cheuk Kei Chu	Hong Kong, China	47.85	34.03	+48%	-5%	+0%	5189
3	Ming Hei Tango Seto	Po Hang Parco Shum	Kai Ming Wong	Hong Kong, China	46.24	32.02	+52%	-5%	+0%	5190
4	Sai Kit Lau	Chun Ho Law	Wai Wa Anson Man	Hong Kong, China	31.28	21.52	+53%	-5%	+0%	5185
5	Simon Jahn	Fabio Porini	Felix Rühl	Germany	28.15	21.72	+44%	-10%	+0%	5188
6	Kai Hattori	Sora Inaba	Haruki Sugimoto	Japan	26.25	18.45	+53%	-7%	+0%	5195

Event: Double Dutch Single Freestyle				Division: WC Finals	Gender: Female	Age Group: 16+ (allow 13+)	Event ID: 0			
Place	Participants			Team	Total	Diff (D)	Pres (P)	Miss (M)	Req EI (Q)	Entry #
1	Olivia Gessner	Julia Schmid	Anna Uhl	Germany	42.22	28.13	+58%	-5%	+0%	5182
2	Jemma Bihari	Chloe Mol	Naomi Tucker	Australia	34.54	27.34	+33%	-5%	+0%	5181
3	Lara Desmet	Zoë Dhondt	Jilka Lauweryns	Belgium	32.98	30.97	+21%	-12%	+0%	5179
4	Antonia Böge	Liv Sallander	Lilith Schultheis	Germany	31.3	27.82	+25%	-10%	+0%	5178
5	Alix Beattie	Analee Ricks	Hailee Ward	United States of America	18.87	13.33	+49%	-5%	+0%	5180
6	Ine Billiet	Sara De Boever	Ellen De Buck	Belgium	18.82	16.86	+24%	-10%	+0%	5183

Event: Single Rope Speed Endurance		Division: WC Finals	Gender: Male	Age Group: 16+ (allow 13+)		Event ID: 0
Place	Participants	Team	Total	BaseScore	Deductions	Entry #
1	 Yun San Leung	Hong Kong, China	552	552	0	5232
2	 Chu Ting Ho	Hong Kong, China	548	548	0	5230
3	 Changhyeok Yang	Korea	541	541	0	5304
4	 Tin Yau Wong	Hong Kong, China	524.5	524.5	0	5306
5	 Seungheon Han	Korea	512	512	0	5305
6	 Jelle Van Heesbeke	Belgium	497	497	0	5234

Event: Single Rope Speed Endurance		Division: WC Finals	Gender: Female	Age Group: 16+ (allow 13+)		Event ID: 0
Place	Participants	Team	Total	BaseScore	Deductions	Entry #
1	 Tingting Du	China	521	521	0	5223
2	 Hiu Lam Chan	Hong Kong, China	492.5	492.5	0	5224
3	 Hyunji Kim	Korea	491.5	491.5	0	5225
4	 Kitti Andorfi-Kovács	Hungary	489	489	0	5227
5	 Diána Katalin Zelei	Hungary	465	465	0	5226
6	 Inseon Lee	Korea	92	92	0	5228


























Event: Single Rope Speed Relay		Division: WC Finals		Gender: Mixed	Age Group: 16+ (allow 13+)			Event ID: 0
Place	Participants			Team	Total	BaseScore	Deductions	Entry #
1	 YooSeong Choi  Inseon Lee	 Seungheon Han	 Haejun Lee	Korea	406	406	0	5199
2	 Wing Lok Chow  Yin Ting Poon	 Chu Ting Ho	 Sum Yi Lee	Hong Kong, China	396.5	396.5	0	5200
3	 Sum Tim Ip  Wing Yau Tai	 Laam Pui Lam	 Hoi Yin Leung	Hong Kong, China	384.5	384.5	0	5201
4	 Alexis Collum  Naomi Tucker	 Ben Cooper	 Chloe Mol	Australia	377.5	377.5	0	5202
5	 Jacob Amster  Jeanette Meek	 Isla Gleeson	 Connor Kraska	United States of America	366	366	0	5204
6	 Zoe Grotegut  Olivia Theodore	 Noah Hirsch	 Caleb Omari	United States of America	355	355	0	5203

Event: Double Dutch Speed Sprint		Division: WC Finals		Gender: Mixed	Age Group: 16+ (allow 13+)		Event ID: 0	
Place	Participants			Team	Total	BaseScore	Deductions	Entry #
1	Luke Boon	Ben Cooper	Makella Hoad	Australia	220	220	0	5219
2	Sum Tim Ip	Laam Pui Lam	Hoi Yin Leung	Hong Kong, China	219	219	0	5217
3	Jongmin Choi	YooSeong Choi	Hyeonji Lee	Korea	214	214	0	5222
4	Cecilie Christensen	Thea Freyvall Jonassen	Tobias Freyvall Jonassen	Denmark	199	199	0	5221
5	Simon Meincke	Karoline Nørgaard	Alfred Wulf-Andersen	Denmark	197.5	197.5	0	5218
6	Joyce De Temmerman	Jens Ockerman	Laurena Van Leeuwen	Belgium	197	197	0	5220

Event: Double Dutch Speed Sprint		Division: WC Finals		Gender: Male	Age Group: 16+ (allow 13+)		Event ID: 0	
Place	Participants			Team	Total	BaseScore	Deductions	Entry #
1	Jumpei Fujita	Dae Hee Lee	Kohei Seki	Japan	235	235	0	5212
2	Sai Kit Lau	Chun Ho Law	Wai Wa Anson Man	Hong Kong, China	231	231	0	5214
3	Cheuk Kei Chu	Yun San Leung	Pak Kin Pang	Hong Kong, China	229	229	0	5211
4	Porter Ballard	Seth Ingram	Dalton Kohler	United States of America	217	217	0	5215
5	Ming Hei Tango Seto	Po Hang Parco Shum	Kai Ming Wong	Hong Kong, China	193	193	0	5216
6	Lode D'hollander	Kasper De Bruyn	Matthias Hiele	Belgium	172	172	0	5213

Event: Double Dutch Speed Sprint		Division: WC Finals		Gender: Female	Age Group: 16+ (allow 13+)		Event ID: 0	
Place	Participants			Team	Total	BaseScore	Deductions	Entry #
1	Kei Ching Chan	Ching Ho Wan	Chui Shan Yan	Hong Kong, China	198	198	0	5207
2	Ashley "Renee" Ellis	Lauren Ellis	Natalie "Camille" Ellis	United States of America	197	197	0	5205
3	Lou Aubree	Abigail Maraux	Gwenaëlle Maraux	France	196	196	0	5209
4	Ryoka Ebihara	Nene Kiriki	Kao Saito	Japan	189.5	189.5	0	5208
5	Peri Ann Houk	Julia Kannengießner	Katrin Ryan	Germany	188	188	0	5210

Event: Double Dutch Speed Sprint		Division: WC Finals		Gender: Female	Age Group: 16+ (allow 13+)			Event ID: 0
Place	Participants			Team	Total	BaseScore	Deductions	Entry #
6	 Elise Audiens	 Fien Leplae	 Floortje Putteman	Belgium	180	180	0	5206

Event: Single Rope Team Freestyle		Division: WC Finals		Gender: Mixed	Age Group: 16+ (allow 13+)			Event ID: 0		
Place	Participants	Team		Total	Diff (D)	Pres (P)	Miss (M)	Req EI (Q)	Entry #	
1	 Marie Broen  Magersholt  Alfred Wulf-Andersen	 Marcus Lu-Nielsen	 Simon Meincke	Denmark	20.59	17.07	+27%	-5%	+0%	5252
2	 Luke Boon  Chloe Mol	 Ben Cooper	 Jaymee Gilbert	Australia	16.46	16.84	+13%	-7%	-7%	5253
3	 Julchen De Bondt  Jelle Van Heesbeke	 Bélèn De Smet	 Océanie Foubert	Belgium	16.27	17.08	+8%	-10%	-2%	5251
4	 Dahye Lee  sungjun Lee	 Eunseo Lee	 Haejun Lee	Korea	16.22	13.77	+24%	-5%	+0%	5249
5	 Ella Beck  Elise McQueen	 Ella Fisher	 Blake Long	United States of America	11.33	11.14	+13%	-10%	+0%	5248
6	 Ashley "Renee" Ellis  Jacob Godwin	 Lauren Ellis	 Natalie "Camille" Ellis	United States of America	10.75	12.06	+13%	-17%	-5%	5250





Event: Single Rope Team Freestyle		Division: WC Finals		Gender: Male	Age Group: 16+ (allow 13+)			Event ID: 0		
Place	Participants	Team		Total	Diff (D)	Pres (P)	Miss (M)	Req EI (Q)	Entry #	
1	 Jiwoo Choi  Changhyeok Yang	 Wonwoo Kim	 Seungmin Seo	Korea	25.46	20.62	+40%	-10%	-2%	5247
2	 Tim Branswyk  Klaas Van Mechelen	 Pieter-Jan De Backer	 Tibo De Schepper	Belgium	18.32	16.75	+24%	-10%	-2%	5246

Event: Single Rope Team Freestyle			Division: WC Finals		Gender: Male		Age Group: 16+ (allow 13+)		Event ID: 0	
Place	Participants			Team	Total	Diff (D)	Pres (P)	Miss (M)	Req EI (Q)	Entry #
3	👤 Porter Ballard	👤 Preston Ballard	👤 Seth Ingram 👤 Dalton Kohler	United States of America	17.92	16.36	+31%	-12%	-5%	5242
4	👤 Seungheon Han	👤 Hwarang Lee 👤 Minyoung Lee	👤 Jihun Lee	Korea	17.27	15.35	+25%	-10%	+0%	5243
5	👤 Naoki Matsumura 👤 Shun Yoshikawa	👤 Nao Mihara	👤 Sho Nakahara	Japan	16.31	17.72	+14%	-15%	-5%	5245
6	👤 Lode D'hollander	👤 Kasper De Bruyn	👤 Jelle Desmet 👤 Matthias Hiele	Belgium	10.19	13.61	-5%	-17%	-5%	5244

Single Rope Team Freestyle Verified Results

IJRU 2023 World Championships Results

Event: Single Rope Team Freestyle			Division: WC Finals		Gender: Female		Age Group: 16+ (allow 13+)		Event ID: 0	
Place	Participants			Team	Total	Diff (D)	Pres (P)	Miss (M)	Req EI (Q)	Entry #
1	👤 Olivia Gessner 👤 Anna Uhl	👤 Julia Schmid	👤 Verena Silbereisen	Germany	17.98	15.41	+28%	-7%	-2%	5241
2	👤 Ine Billiet 👤 Bauwke Ongena	👤 Sara De Boever	👤 Anoeck De Buck	Belgium	15.4	13.45	+23%	-5%	-2%	5239
3	👤 Ellen Bøgh Krogh-Madsen 👤 Natacha Vincent	👤 Laura Francis	👤 Selma Nielsen	Denmark	11.42	11.09	+13%	-7%	-2%	5237
4	👤 Belinda Charlesworth 👤 Emma Jackson	👤 Jasmine Hawkins	👤 Makella Hoad	Australia	8.68	11.01	+3%	-15%	-10%	5238
5	👤 Daniela Cajthamlová 👤 Amálie Svobodová	👤 Veronika Dvořáková	👤 Eliška Sklenářová	Czech Republic	8.35	9.39	+1%	-12%	+0%	5236









Event: Single Rope Team Freestyle		Division: WC Finals		Gender: Female		Age Group: 16+ (allow 13+)		Event ID: 0	
Place	Participants	Team	Total	Diff (D)	Pres (P)	Miss (M)	Req EI (Q)	Entry #	
6	 Lara Desmet  Zoë Dhondt  Jilka Lauweryns  Joska Lauweryns	Belgium	7.55	12.22	-10%	-22%	-12%	5240	




Event: Double Dutch Single Freestyle			Division: WC Finals	Gender: Mixed	Age Group: 16+ (allow 13+)				Event ID: 0	
Place	Participants			Team	Total	Diff (D)	Pres (P)	Miss (M)	Req EI (Q)	Entry #
1	Luke Boon	Belinda Charlesworth	Ben Cooper	Australia	33.86	26.45	+28%	+0%	+0%	5277
2	Simon Meincke	Karoline Nørgaard	Alfred Wulf-Andersen	Denmark	30.73	22.93	+34%	+0%	+0%	5274
3	Kwan Ho Law	Sze Nga Ng	Ying Nam Kay Tsui	Hong Kong, China	29.29	22.02	+33%	+0%	+0%	5273
4	Julchen De Bondt	Rune Rombaut	Jelle Van Heesbeke	Belgium	24.2	27.11	-4%	-7%	+0%	5276
5	Joyce De Temmerman	Jens Ockerman	Laurena Van Leeuwen	Belgium	18.72	23.4	-14%	-7%	+0%	5275
6	Leonie Götze	Maria Charlotte Kramer	Eric Seeger	Germany	11.98	14.03	-3%	-12%	+0%	5272

Event: Wheel Pair Freestyle		Division: WC Finals		Gender: Mixed		Age Group: 16+ (allow 13+)		Event ID: 0	
Place	Participants	Team	Total	Diff (D)	Pres (P)	Miss (M)	Req EI (Q)	Entry #	
1	Ella Budge Seth Ingram	United States of America	16.27	11.89	+44%	+0%	-5%	5270	
2	Jongmin Choi Eunseo Jo	Korea	12.44	10.04	+29%	-2%	-2%	5269	
3	Benton Borie Kennedy Morris	United States of America	12.13	10.26	+27%	-5%	-2%	5268	
4	YooSeong Choi Hyeonji Lee	Korea	9.17	9.58	+5%	-7%	-2%	5271	
5	Sara Smith Jacob Weatherford	United States of America	7.53	9.08	-9%	-7%	-2%	5266	
6	Abbey George Samuel George	Australia	4.96	5.53	+5%	-10%	-5%	5267	

Event: Wheel Pair Freestyle		Division: WC Finals		Gender: Male		Age Group: 16+ (allow 13+)		Event ID: 0	
Place	Participants	Team	Total	Diff (D)	Pres (P)	Miss (M)	Req EI (Q)	Entry #	
1	Luke Boon Ben Cooper	Australia	15.39	12.87	+22%	+0%	-2%	5265	
2	Jonathan Luo Matthew Qiu	United States of America	13.1	10.53	+31%	-5%	+0%	5264	
3	Kai Hattori Tsukasa Hattori	Japan	10.32	8	+43%	-5%	-5%	5263	
4	Simon Jahn Felix Rühl	Germany	9.6	9.25	+20%	-7%	-7%	5261	
5	Owen Lucas Rowan Reef	Canada	9.45	8.86	+17%	-2%	-7%	5260	
6	Robin Krauß Moritz Kumpf	Germany	4.53	6.91	-24%	-12%	-2%	5262	

Event: Wheel Pair Freestyle		Division: WC Finals		Gender: Female		Age Group: 16+ (allow 13+)		Event ID: 0	
Place	Participants	Team	Total	Diff (D)	Pres (P)	Miss (M)	Req EI (Q)	Entry #	
1	Annika Reinhardt Svenja Reinhardt	Germany	14.8	12.8	+18%	-2%	+0%	5255	
2	Sophia Berry Elena Oh	United States of America	10.86	9.36	+16%	+0%	+0%	5259	

Event: Wheel Pair Freestyle		Division: WC Finals		Gender: Female		Age Group: 16+ (allow 13+)		Event ID: 0	
Place	Participants	Team	Total	Diff (D)	Pres (P)	Miss (M)	Req EI (Q)	Entry #	
3	 Holly Copeland  Ariana Mason	United States of America	9.35	8.11	+20%	-2%	-2%	5257	
4	 Lauren Ellis  Natalie "Camille" Ellis	United States of America	8.21	11.86	-19%	-10%	-5%	5256	
5	 Lilla Hanuszik  Dorottya Mária Zelei	Hungary	7.73	8.22	+1%	-5%	-2%	5254	
6	 Sabrina Saul  Vanessa Saul	Germany	7.45	9.47	-11%	-7%	-5%	5258	

Event: Single Rope Individual Freestyle		Division: WC Finals	Gender: Female	Age Group: 16+ (allow 13+)			Event ID: 0	
Place	Participants	Team	Total	Diff (D)	Pres (P)	Miss (M)	Req EI (Q)	Entry #
1	 Larissa Premereur	Belgium	29.05	23.53	+26%	-2%	+0%	5282
2	 Lorena Premereur	Belgium	28.03	26.24	+9%	-2%	+0%	5279
3	 Eunseo Lee	Korea	24.54	19.72	+31%	-5%	+0%	5283
4	 Marie Broen Magersholt	Denmark	23.45	21.17	+19%	-5%	-2%	5278
5	 Leandra Krause	Germany	19.51	18.73	+12%	-7%	+0%	5280
6	 Lilla Hanuszik	Hungary	19.48	20.74	+1%	-7%	+0%	5281

Event: Single Rope Speed Relay		Division: WC Finals		Gender: Male	Age Group: 16+ (allow 13+)	Event ID: 0		
Place	Participants	Team		Total	BaseScore	Deductions	Entry #	
1	Cheuk Kiu Au Pak Kin Pang	Cheuk Kei Chu	Yun San Leung	Hong Kong, China	419	419	0	5300
2	Jongmin Choi Changhyeok Yang	Wonwoo Kim	Jihun Lee	Korea	418	418	0	5298
3	Jiwoo Choi Seungmin Seo	Minyoung Lee	Hyowon Park	Korea	401	401	0	5299
4	Shue Hei Cheng	Long Wai Ho Wai Wa Anson Man	Chun Ho Law	Hong Kong, China	380.5	380.5	0	5302
5	Jinuk Jung Chanje Park	Hwarang Lee	sungjun Lee	Korea	369	369	0	5303
6	Naoki Matsumura	Nao Mihara Shun Yoshikawa	Sho Nakahara	Japan	341.5	341.5	0	5301

Event: Single Rope Speed Relay		Division: WC Finals		Gender: Female	Age Group: 16+ (allow 13+)	Event ID: 0		
Place	Participants	Team		Total	BaseScore	Deductions	Entry #	
1 T	Elise Audiens Floortje Putteman	Paulien Derden	Fien Leplae	Belgium	389	389	0	5294
1 T	Jihyun Bae Eunseo Lee	Hyunji Kim	Linyeong Kim	Korea	389	389	0	5292
3	Hiu Lam Chan Chui Shan Yan	Kei Ching Chan	Tsz Yuet Sheena Li	Hong Kong, China	382.5	382.5	0	5293
4	Jaymee Gilbert	Jacqueline Hunter	Anabelle Julias Iyla King	Australia	379	379	0	5295
5	Ka Yi Fung Nga Hei Siu	Yu Ki Li	Wing Shih	Hong Kong, China	363	363	0	5296
6	Ryoka Ebihara Runa Teshima	Nene Kiriki	Kao Saito	Japan	360.5	360.5	0	5297

Event: DDC Speed 1x30		Division: DDC		Gender: Mixed	Age Group: 16+ (allow 13+)	Event ID: 0		
Place	Participants			Team	Total	BaseScore	Deductions	Entry #
1	Jumpei Fujita	Dae Hee Lee	Kohei Seki	Japan	117	117	0	4694
2	Jongmin Choi	YooSeong Choi	Hyeonji Lee	Korea	116	116	0	4695
3	Luke Boon	Belinda Charlesworth	Ben Cooper	Australia	104	104	0	4690
4	Sai Kit Lau	Chun Ho Law	Wai Wa Anson Man	Hong Kong, China	103.5	103.5	0	4692
5	Porter Ballard	Seth Ingram	Dalton Kohler	United States of America	103	103	0	2599
6	Veronika Dvořáková	Eliška Sklenářová	Amálie Svobodová	Czech Republic	80.5	80.5	0	4691
7	ESHAN CHANDRAHAS PUTHRAN	SWARALI DEEPAK KUMBHAR	MANAS MAHESH MUNGI	India	61.5	61.5	0	4693
8	Ashley "Renee" Ellis	Lauren Ellis	Kennedy Morris	United States of America	38	38	0	2600

Event: DDC Freestyle		Division: DDC		Gender: Mixed	Age Group: 16+ (allow 13+)	Event ID: 0
Place	Participants			Team	Total	Entry #
1	[Mrs. Double Dutch] _Team Haruna Take	Mayu Ando Kyohka Konishi Haruka Tanosaki	Sumire Hirokawa Reina Nishiyama Misa Yoshikawa	Japan	101	4698
2	[Team Samurai Drive] _Team Juichirou Tanaka	Tomoyuki Kimura Ryota Sakaguchi Shunsuke Tsuruta	Kohei Nishimoto Takuya Tamaru	Japan	93	4700
3	[Team Jigen] _Team Shun Kakizaki Tomoya Tanaka	Toshiyuki Aoki Hikaru Koyama Yasutaka Taniuchi	Tomoki Hosoda Sei Odaira	Japan	75	4699
4	[Team Pachira] _Team	Kokone Hokazono Erin Nambu	Kotaro Imamura	Japan	75	4701
5	[Team Dy-HarD] _Team Ryohei Yoshimura	Ren Horie Yui Ominato	Yukitaka Kyoda Sakura Sairenji	Japan	71	4697
6	[Team JR] _Team Tsz Ho Ma Tsz Hin Tai	Fuk Cheung Chan Ming Hei Tango Seto	Wing Ki Law Po Hang Parco Shum	Hong Kong, China	71	4696
7	[Team USNT NC Sr Perf.] _Team Caleb Omari	Holly Copeland Noah Hirsch	Zoe Grotegut Ariana Mason	United States of America	49	2608
8	[Team Pringles] _Team	Jongmin Choi Eunseo Jo	YooSeong Choi Hyeonji Lee	Korea	47	4702

Individual Single Rope Overall

IJRU 2023 World Championships Results

Event: Individual Single Rope Overall		Division: IOT	Gender: Male	Age Group: 12-15	Event ID: 0
Place	Participants	Team	Total	Entry #	
	Ho Yiu Tang	Hong Kong, China	6	4743	
	Len Bruers	Belgium	10	2662	
	ESHAN CHANDRAHAS PUTHRAN	India	14	4745	
	NAMAN MANOJ GANGWAL	India	15	4746	
	Siu Hang Fong	Hong Kong, China	15	4744	

Individual Single Rope Overall

IJRU 2023 World Championships Results

Event: Individual Single Rope Overall		Division: IOT	Gender: Male	Age Group: 30+	Event ID: 0
Place	Participants	Team	Total	Entry #	
	Kwun Kit Wong	Hong Kong, China	4	4707	
	Brian Sherman	United States of America	9	2617	
	Samuel Faris	Canada	11	2613	

Individual Single Rope Overall

IJRU 2023 World Championships Results

Event: Individual Single Rope Overall		Division: IOT	Gender: Male	Age Group: 16-18 (S)	Event ID: 0
Place	Participants	Team	Total	Entry #	
	Hon Man Chan	Hong Kong, China	8	4734	
	Kaiyu Xie	China	11	4728	
	Wing Lam Cheung	Hong Kong, China	11	4733	
	Jytse Peeters	Belgium	13	2642	
	Semih Göktepe	Germany	22	4732	
	Ewoud Maelfeyt	Belgium	26	2641	
	Alfred Roed Garup	Denmark	28	4730	
	Simon Jahn	Germany	29	4731	
	Gabriel Nordin	Sweden	34	4735	
	SHENG-BIN 聖賓 WANG 王	Chinese Taipei	38	4729	
	Christian Maskito	Australia	41	4727	

Individual Single Rope Overall

IJRU 2023 World Championships Results

Event: Individual Single Rope Overall		Division: IOT	Gender: Male	Age Group: 19+ (S)	Event ID: 0
Place	Participants	Team	Total	Entry #	
	Chongyang Zhang	China	8	4717	
	Jongmin Choi	Korea	12	4721	

Event: Individual Single Rope Overall		Division: IOT	Gender: Male	Age Group: 19+ (S)	Event ID: 0
Place	Participants	Team		Total	Entry #
✍	👤 Xiaolin Cen	China		14	4716 ✍
✍	👤 Ben Cooper	Australia		16	4714 ✍
✍	👤 Pak Hung Cheung	Hong Kong, China		17	4720 ✍
✍	👤 Chi Hung Wong	Hong Kong, China		19	4719 ✍
✍	👤 Thomas Norman	Australia		27	4713 ✍
✍	👤 Marcel Friedl	Austria		33	4715 ✍
✍	👤 Jonas Witte	Germany		35	4718 ✍
✍	👤 Svante Bengtson	Sweden		39	4722 ✍

Individual Single Rope Overall

IJRU 2023 World Championships Results

Event: Individual Single Rope Overall		Division: IOT	Gender: Female	Age Group: 12-15	Event ID: 0
Place	Participants	Team		Total	Entry #
✍	👤 Jinte Raa	Belgium		8	2657 ✍
✍	👤 Hiu Lam Chan	Hong Kong, China		11	4742 ✍
✍	👤 Sin Yu Luk	Hong Kong, China		11	4741 ✍
✍	👤 Gabrielle Mol	Australia		14	4736 ✍
✍	👤 Floor Van Acker	Belgium		17	2656 ✍
✍	👤 Mathilde Andersson	Denmark		23	4739 ✍
✍	👤 Michala Danielsen	Denmark		29	4740 ✍
✍	👤 Antonia Steiner	Austria		31	4737 ✍
✍	👤 Theresa Kranacher	Austria		35	4738 ✍

Individual Single Rope Overall

IJRU 2023 World Championships Results

Event: Individual Single Rope Overall		Division: IOT	Gender: Female	Age Group: 30+	Event ID: 0
Place	Participants	Team		Total	Entry #
✍	👤 Kira Hölscheid	Germany		6	4704 ✍
✍	👤 Kirstin Morris	Australia		7	4703 ✍
✍	👤 Yuen Yu Cheung	Hong Kong, China		11	4705 ✍
✍	👤 Cathy Cunningham	Canada		16	2610 ✍

Individual Single Rope Overall

IJRU 2023 World Championships Results

Event: Individual Single Rope Overall		Division: IOT	Gender: Female	Age Group: 16-18 (S)	Event ID: 0
Place	Participants	Team		Total	Entry #
✍	👤 Majja Mans	Belgium		5	2635 ✍
✍	👤 Mirte Schuurmans	Belgium		6	2636 ✍
✍	👤 Uen Yan Lee	Hong Kong, China		16	4726 ✍
✍	👤 Iyla King	Australia		16	4723 ✍
✍	👤 Siqi Ru	China		17	4724 ✍

Event: Individual Single Rope Overall		Division: IOT	Gender: Female	Age Group: 16-18 (S)	Event ID: 0
Place	Participants	Team		Total	Entry #
	Hiu Tung Yuen	Hong Kong, China		23	4725

Individual Single Rope Overall

IJRU 2023 World Championships Results

Event: Individual Single Rope Overall		Division: IOT	Gender: Female	Age Group: 19+ (S)	Event ID: 0
Place	Participants	Team		Total	Entry #
	Regina Bozsik	Hungary		7	4711
	SHIN HANG LO	Hong Kong, China		7	4709
	Tsz Lam Chan	Hong Kong, China		10	4710
	Viktoria Krenn	Austria		17	4708
	Lena Anna Emmenegger	Switzerland		19	4712

Individual Single Rope Overall

IJRU 2023 World Championships Results

Event: Individual Single Rope Overall		Division: JWC	Gender: Male	Age Group: 12-15	Event ID: 0
Place	Participants	Team		Total	Entry #
	Cheuk Hing Ke	Hong Kong, China		7	4827
	Cheuk Lam Ke	Hong Kong, China		8	4826
	Maverick Larkin	Australia		18	4822
	Ka Lok Ng	Hong Kong, China		20	4828
	Sterre Van Den Steen	Belgium		21	2774
	Bolin Chen	China		24	2778
	Logan Maldonado	United States of America		30	2787
	Mattis Amerijckx	Belgium		33	2773
	Jinhang Li	China		34	5007
	Matteo Cocquyt	Belgium		38	2772
	Cameron Whyte	Australia		43	4823
	Ryan Justin	Canada		48	2775
	Lachlan Marquis	Canada		50	2776
	Max Weber	Germany		52	4824
	Ethan Justin	Canada		53	2777
	Florian Gehre	Germany		63	4825

Individual Single Rope Overall

IJRU 2023 World Championships Results

Event: Individual Single Rope Overall		Division: JWC	Gender: Female	Age Group: 12-15	Event ID: 0
Place	Participants	Team		Total	Entry #
	Kono Suzuki	Japan		12	4817
	Woojeong Lee	Korea		17	4818

Event: Individual Single Rope Overall		Division: JWC	Gender: Female	Age Group: 12-15	Event ID: 0
Place	Participants	Team		Total	Entry #
✍	👤 Aline Corrijn	Belgium		23	2751 ✍
✍	👤 Emi Ihara	Japan		25	4816 ✍
✍	👤 Jiwon Choi	Korea		26	4819 ✍
✍	👤 Ida Buttenschøn	Denmark		35	4808 ✍
✍	👤 Frida Murmark	Sweden		38	4821 ✍
✍	👤 Fanni Réka Kováts	Hungary		39	4815 ✍
✍	👤 Wing Shih	Hong Kong, China		40	4812 ✍
✍	👤 HAU YEE WONG	Hong Kong, China		41	4813 ✍
✍	👤 Matilda Whyte	Australia		42	4802 ✍
✍	👤 Jana Trunner	Austria		43	4805 ✍
✍	👤 Anke Vandenbussche	Belgium		53	2750 ✍
✍	👤 Lena Ertler	Austria		53	4804 ✍
✍	👤 Anna Witt Mortensen	Denmark		55	4809 ✍
✍	👤 Lina Möller	Germany		57	4811 ✍
✍	👤 JIA LING PAI	Chinese Taipei		59	4807 ✍
✍	👤 Tsz Ching Gustave Yeung	Hong Kong, China		61	4814 ✍
✍	👤 Jasmina Skaarup	Denmark		62	4810 ✍
✍	👤 Pia Valerie Mercsanics	Austria		72	4803 ✍
✍	👤 Seoyul Choi	Korea		74	4820 ✍
✍	👤 Vera Frey	Switzerland		78	5047 ✍
✍	👤 YIN-CHEN 穎晨 LIN林	Chinese Taipei		90	4806 ✍

Individual Single Rope Overall

IJRU 2023 World Championships Results

























Event: Individual Single Rope Overall		Division: WC	Gender: Male	Age Group: 16+ (S)	Event ID: 0
Place	Participants	Team		Total	Entry #
✍	👤 Changhyeok Yang	Korea		7	4918 ✍
✍	👤 Kaiya Inaba	Japan		13	4916 ✍
✍	👤 Chu Ting Ho	Hong Kong, China		15	4913 ✍
✍	👤 Tin Yau Wong	Hong Kong, China		17	4914 ✍
✍	👤 Jelle Van Heesbeke	Belgium		21	2887 ✍
✍	👤 Yun San Leung	Hong Kong, China		29	4912 ✍
✍	👤 Wonwoo Kim	Korea		33	4917 ✍
✍	👤 Kobe Caryn	Belgium		34	2888 ✍
✍	👤 Seth Ingram	United States of America		47	2906 ✍
✍	👤 Alfred Wulf-Andersen	Denmark		51	4909 ✍
✍	👤 Eric Seeger	Germany		54	4911 ✍

Event: Individual Single Rope Overall		Division: WC	Gender: Male	Age Group: 16+ (S)	Event ID: 0
Place	Participants	Team	Total	Entry #	
✍	👤 Connor Kraska	United States of America	55	2905	✍
✍	👤 CHENG-YANG政陽 LI李	Chinese Taipei	58	4907	✍
✍	👤 Jonas Kretschmer	Austria	62	4903	✍
✍	👤 Florian Bluemel	Austria	66	4904	✍
✍	👤 Marcus Lu-Nielsen	Denmark	67	4910	✍
✍	👤 Malusi Tumtumana	South Africa	68	4921	✍
✍	👤 Dominik Friedl	Austria	68	4905	✍
✍	👤 Tzu Hsiang CHIEN	Chinese Taipei	70	4908	✍
✍	👤 Martin Angst	Switzerland	89	5051	✍
	👤 Mkhululi Gosa	South Africa	scratch	4920	✍
	👤 Paulo Lima	Portugal	scratch	4919	✍
	👤 Kan Takemura	Japan	scratch	4915	✍
	👤 Luke Boon	Australia	scratch	4902	✍

Individual Single Rope Overall

IJRU 2023 World Championships Results

Event: Individual Single Rope Overall		Division: WC	Gender: Female	Age Group: 16+ (S)	Event ID: 0
Place	Participants	Team	Total	Entry #	
✍	👤 Eunseo Lee	Korea	22	4899	✍
✍	👤 Larissa Premereur	Belgium	24	2862	✍
✍	👤 Hiu Lam Chan	Hong Kong, China	25	4894	✍
✍	👤 Nga Hei Siu	Hong Kong, China	27	4893	✍
✍	👤 Lorena Premereur	Belgium	28	2861	✍
✍	👤 Lilla Hanuszik	Hungary	29	4896	✍
✍	👤 Tingting Du	China	31	4886	✍
✍	👤 Lauren Ellis	United States of America	34	2882	✍
✍	👤 Ziyao Ma	China	38	4887	✍
✍	👤 Janine Liss	Germany	39	4892	✍
✍	👤 Hyunji Kim	Korea	40	4898	✍
✍	👤 Yin Ting Poon	Hong Kong, China	54	4895	✍
✍	👤 Gwenaëlle Maraux	France	55	4891	✍
✍	👤 Jemma Bihari	Australia	56	4882	✍
✍	👤 Thea Weinitz	Sweden	57	4900	✍
✍	👤 Ina Murmark	Sweden	60	4901	✍
✍	👤 Katelyn Starr	Canada	60	2863	✍
✍	👤 Natacha Vincent	Denmark	62	4890	✍
✍	👤 Hannah Göttfert	Austria	65	4883	✍
✍	👤 YU-SIN CHANG	Chinese Taipei	69	4889	✍

Event: Individual Single Rope Overall		Division: WC	Gender: Female	Age Group: 16+ (S)	Event ID: 0
Place	Participants	Team	Total	Entry #	
	 Ryoka Ebihara	Japan	70	4897 	
	 Celia Tellenbach	Switzerland	92	5049 	
	 Sara Palmetzhofer	Austria	93	4884 	
	 JIA-YI家儀 SU蘇	Chinese Taipei	94	4888 	
	 Jasmin Geist	Austria	94	4885 	
	 Tessa van der Mark	The Netherlands	97	2881 	
	 Sheryl Fischlin	Switzerland	99	5048 	
	 Valérie Von Büren	Switzerland	101	5050 	

Team Single Rope Overall

IJRU 2023 World Championships Results

Event: Team Single Rope Overall		Division: IOT		Gender: Mixed	Age Group: 12-15	Event ID: 0	
Place	Participants			Team	Total	Entry #	
✍	👤 Sterre Van Den Steen	👤 Roos Van den Wijngaert	👤 Roos Vandervelden	Belgium	4	2699 ✍	
✍	👤 Mattis Amerijckx	👤 Nette Hiel	👤 Jitske Hosselaer	Belgium	8	2700 ✍	
	👤 Illian Van Remoortel	👤 Farah Van Teghem	👤 Elise Verbesselt				

Team Single Rope Overall

IJRU 2023 World Championships Results

Event: Team Single Rope Overall		Division: IOT		Gender: Mixed	Age Group: 16-18 (allow 12+)	Event ID: 0	
Place	Participants			Team	Total	Entry #	
✍	👤 Yaro Detrez	👤 Nathan Dhondt	👤 Hanna Van Es	Belgium	8	2691 ✍	
✍	👤 Aurelia De Koster	👤 Milo De Smet	👤 Ruben Dubruel	Belgium	9	2690 ✍	
	👤 Lena Vermeylen	👤 Lisa Vermeylen					
	👤 Anna Van Waeyenberge	👤 Nand Vercruysse					
✍	👤 Pak Hei Chan	👤 Choi Kiu Eunice Lau	👤 Tin Chung Edward Ng	Hong Kong, China	10	4769 ✍	
✍	👤 Kwok Tung Huang	👤 Ka Wai HUANG	👤 Uen Yan Lee	Hong Kong, China	13	4768 ✍	
	👤 Cheuk Yiu Sin	👤 Tsz Wai Wong	👤 Pak Ming Yip				
	👤 Yat Tung Ng	👤 Ho Yiu Tang	👤 Hoi Ching Tse				

Team Single Rope Overall

IJRU 2023 World Championships Results

Event: Team Single Rope Overall		Division: IOT		Gender: Mixed	Age Group: 30+	Event ID: 0	
Place	Participants			Team	Total	Entry #	

Team Single Rope Overall

IJRU 2023 World Championships Results

Event: Team Single Rope Overall		Division: IOT		Gender: Mixed	Age Group: 19+	Event ID: 0	
Place	Participants			Team	Total	Entry #	
✍	👤 Pik Man Carman	👤 Chun Yiu Ho	👤 Hiu Lam Lee	Hong Kong, China	5	4754 ✍	
✍	👤 Christian Maskito	👤 Serena Maskito	👤 Lyric McDougall	Australia	7	4753 ✍	
	👤 Choi	👤 Hoi Tung Tam	👤 Chun Hei Tsang				
	👤 Tsz Ying Wong						
	👤 Rebekah Norman	👤 Thomas Norman					

Team Single Rope Overall

IJRU 2023 World Championships Results

Event: Team Single Rope Overall		Division: IOT		Gender: Male	Age Group: 12-15	Event ID: 0	
Place	Participants			Team	Total	Entry #	

Team Single Rope Overall

IJRU 2023 World Championships Results

Event: Team Single Rope Overall		Division: IOT		Gender: Male	Age Group: 16-18 (allow 12+)	Event ID: 0
Place	Participants			Team	Total	Entry #
✎	👤 Qingyuan Chen 👤 Ho Hin Tam	👤 Chi Hin Mak 👤 Ching Yau Yuen	👤 Ting Hei Ng	Hong Kong, China	5	4766 ✎
✎	👤 Ming Yip Che 👤 Chak Man Liu	👤 Chun Yin Chen 👤 Hoi Chun Liu	👤 Tsun Hei Edgar Ho 👤 Pui Lam Tam	Hong Kong, China	7	4767 ✎

Team Single Rope Overall

IJRU 2023 World Championships Results

Event: Team Single Rope Overall		Division: IOT		Gender: Male	Age Group: 30+	Event ID: 0
Place	Participants			Team	Total	Entry #
✎	👤 Cheuk Man Ko 👤 Sze Yu Wong	👤 Pak Ki Ng 👤 Wai Ching Yip	👤 Chi Shing Tsoi	Hong Kong, China	4	4747 ✎

Team Single Rope Overall

IJRU 2023 World Championships Results

Event: Team Single Rope Overall		Division: IOT		Gender: Male	Age Group: 19+	Event ID: 0
Place	Participants			Team	Total	Entry #
✎	👤 Xiaolin Cen 👤 Kaiyu Xie	👤 Jiawei Chen 👤 Chongyang Zhang	👤 Haofan Tang	China	6	4750 ✎
✎	👤 Hon Man Chan 👤 Tin Yau Wong	👤 Wing Lam Cheung 👤 Sung Chit WONG	👤 Ho Yin Leong 👤 Owen Chin Tai Yan	Hong Kong, China	7	4752 ✎
✎	👤 Chi Wing Chris Kan 👤 Chi Hung Wong	👤 Kin Wang Lee 👤 Tsz Lok Wong	👤 Chi Kin Ng 👤 Yue Wang Wong	Hong Kong, China	11	4751 ✎

Team Single Rope Overall

IJRU 2023 World Championships Results

Event: Team Single Rope Overall		Division: IOT		Gender: Female	Age Group: 12-15	Event ID: 0
Place	Participants			Team	Total	Entry #
✎	👤 Jente Boelaert 👤 Moon Goeminne	👤 Louise Caryn 👤 Fleur Schelstraete	👤 Ine Claus	Belgium	8	2695 ✎
✎	👤 Tessa Bloemendaal 👤 Marie Tulkens	👤 Lana Claes	👤 Maryth Peeters	Belgium	8	2694 ✎
✎	👤 Szonja Anna Kádár 👤 Liliána Wojnowska	👤 Fanni Réka Kováts	👤 Zsófia Zsuzsanna Mihálik	Hungary	10	4772 ✎
✎	👤 Bernadett Balázszi 👤 Zselyke Gréta Mester	👤 Lara Kaló 👤 Boglárka Prokaj	👤 Sára Dorka Magyar	Hungary	14	4771 ✎
	👤 Tsz Ying Cheung 👤 Ho Yee Poon	👤 Hang Yi Ho 👤 Tze Ying Wu	👤 Hei Tung Ng	Hong Kong, China	UNSCORED	4770 ✎

Team Single Rope Overall

IJRU 2023 World Championships Results

Event: Team Single Rope Overall		Division: IOT		Gender: Female	Age Group: 16-18 (allow 12+)	Event ID: 0
Place	Participants			Team	Total	Entry #
✍	👤 Assya Abdi Hussein 👤 Elise Mommerency	👤 Marthe Claeys 👤 Fiebe Wullepit	👤 Febe Crommelinck	Belgium	7	2682 ✍
✍	👤 Tess Burm 👤 Febe Schepens	👤 Fleur Eeckman 👤 Mona Vanhie	👤 Hanne Saey	Belgium	8	2683 ✍
✍	👤 Chuqi Chen 👤 Shuting Zeng	👤 Hongxiang Chen	👤 Siqi Ru	China	11	4762 ✍
✍	👤 Fong Yu Lam 👤 CHEUK LUEN CHERRY WOO	👤 Miu Yan Mok 👤 Jacey Yue	👤 Wai Ka Tsang	Hong Kong, China	19	4765 ✍
✍	👤 Solveig Berg Seiersen	👤 Katrine Ellegaard 👤 Emilie Anna Hansen	👤 Kille Fyhn Wilken 👤 Emilie Hess	Denmark	19	4763 ✍
	👤 Yan Yue Cheryl Choy 👤 Hiu Lam Shum	👤 Tsz Ching Ip 👤 Tsz Ying Wong	👤 Yu Tung Lai	Hong Kong, China	UNSCORED	4764 ✍

Team Single Rope Overall

IJRU 2023 World Championships Results

Event: Team Single Rope Overall		Division: IOT		Gender: Female	Age Group: 30+	Event ID: 0
Place	Participants			Team	Total	Entry #

Team Single Rope Overall

IJRU 2023 World Championships Results

Event: Team Single Rope Overall		Division: IOT		Gender: Female	Age Group: 19+	Event ID: 0
Place	Participants			Team	Total	Entry #
✍	👤 Tsz Lam Chan 👤 Lok Ching Wong	👤 Tsz Shan Cheung 👤 Tsz Ching Yuen	👤 Hei Ching Lai	Hong Kong, China	6	4749 ✍
	👤 Man Yan Chung 👤 Ka Ying So	👤 Ellie Leong 👤 Lok Ting Sze	👤 SHIN HANG LO 👤 Man Wai Wan	Hong Kong, China	UNSCORED	4748 ✍

Team Single Rope Overall

IJRU 2023 World Championships Results

Event: Team Single Rope Overall		Division: JWC		Gender: Mixed	Age Group: 12-15	Event ID: 0
Place	Participants			Team	Total	Entry #
✍	👤 Aoba Ikegawa 👤 Kono Suzuki	👤 Ichika Isokawa	👤 Shuto Niwa	Japan	4	4874 ✍
✍	👤 Aline Corrijn 👤 Myrthe Saey	👤 Senne De Clercq	👤 Jinte Raa	Belgium	11	2839 ✍
✍	👤 Kate Cheney 👤 Cameron Whyte	👤 Maverick Larkin 👤 Matilda Whyte	👤 Violet Nichols	Australia	13	4869 ✍
✍	👤 Tsz Ching Chan 👤 Tsz Tik Leung	👤 Tsun Ka Ho 👤 Tsz Ho Wong	👤 Man Pok Lee	Hong Kong, China	18	4872 ✍

Event: Team Single Rope Overall		Division: JWC		Gender: Mixed	Age Group: 12-15	Event ID: 0	
Place	Participants			Team	Total	Entry #	
✍	👤 Chin Ting Chan 👤 Jayden Leung	👤 Hoi Tsun Fan 👤 Hiu Tung Ng	👤 Man Yi Katrina Lee	Hong Kong, China	20	4871 ✍	
✍	👤 Kaat Defeverre 👤 Xander Nauwelaerts	👤 Fenne Drieskens 👤 Jenna Olbrechts	👤 Wout Horman 👤 Charlotte Vanmeerbeek	Belgium	22	2840 ✍	
✍	👤 Ka Ching Chang 👤 Wai Yuet Sophie Ng	👤 King Chung Kavis Cheng	👤 Pak Wai Chu 👤 Chun Kin Alvin Kwok	Hong Kong, China	24	4873 ✍	

Team Single Rope Overall

IJRU 2023 World Championships Results

Event: Team Single Rope Overall		Division: JWC		Gender: Male	Age Group: 12-15	Event ID: 0	
Place	Participants			Team	Total	Entry #	
✍	👤 Kei Hashimoto 👤 Satoru Hiura	👤 Tsukasa Hattori 👤 Yuki Sakamoto	👤 Kanshiro Hirose 👤 Naotaka Uchida	Japan	5	4859 ✍	
✍	👤 Ka Lok Chan 👤 Austin Mao Li	👤 Cheuk Hing Ke 👤 Ka Lok Ng	👤 Cheuk Lam Ke 👤 Ching Yin So	Hong Kong, China	9	4856 ✍	
✍	👤 Ching Hin Chan 👤 Mang I Marco Lam	👤 Leong Yin Chan 👤 Hin Yau Tsang	👤 YIK NAM HO	Hong Kong, China	11	4857 ✍	
✍	👤 Kin Yeung Marco AU 👤 Kai Hang Mak	👤 Tsz Hin Cheung 👤 Ming Hin Tse	👤 Siu Hang Fong	Hong Kong, China	15	4858 ✍	

Team Single Rope Overall

IJRU 2023 World Championships Results

Event: Team Single Rope Overall		Division: JWC		Gender: Female	Age Group: 12-15	Event ID: 0	
Place	Participants			Team	Total	Entry #	
✍	👤 Rui Haga 👤 Tsukino Takata	👤 Sara Kondo 👤 Sayuri Yamamoto	👤 Sakura Nishizawa	Japan	4	4840 ✍	
✍	👤 Emi Ihara 👤 Haruka Yamamoto	👤 Yua Ito	👤 Momoka Iwai	Japan	12	4839 ✍	
✍	👤 Ava Huston 👤 Annie Myburgh	👤 Gabrielle Mol 👤 Holly Rhind	👤 Louisa Mol	Australia	16	4831 ✍	
✍	👤 Hiu Lam Chan 👤 Cheuk Lam Jolie NG	👤 Hoi Tung Cheng 👤 Tsz Yiu Wong	👤 Nok Ching Ma 👤 Tsz Ching Gustave Yeung	Hong Kong, China	23	4838 ✍	
✍	👤 Wing Yi Chiang 👤 Sin Yu Luk	👤 Tsz Ching Ho 👤 Yee Kiu Siu	👤 Yat Yin Ho	Hong Kong, China	25	4836 ✍	
✍	👤 Lenah Bracke 👤 Ella Vanhie	👤 Hannelore De Maeyer	👤 Laure Jacobs 👤 Jade Libert	Belgium	26	2790 ✍	

Event: Team Single Rope Overall		Division: JWC		Gender: Female	Age Group: 12-15	Event ID: 0
Place	Participants			Team	Total	Entry #
✍	<p>👤 Lyna De Vos</p> <p>👤 Fleur Peeters</p>	<p>👤 Jill Lombaerts</p> <p>👤 Svea Schoonaert</p>	<p>👤 Fee Ollevier</p> <p>👤 Lien Van Laerhoven</p>	Belgium	27	2791 ✍
✍	<p>👤 Yat Ning Alexis Chong</p>	<p>👤 Ka Yu Shek</p> <p>👤 Yuet Lam Felice WONG</p>	<p>👤 Pui Yu So</p>	Hong Kong, China	30	4837 ✍
✍	<p>👤 Linda Klädtke</p> <p>👤 Sena Idil Tamer</p>	<p>👤 Lina Möller</p>	<p>👤 Theresa Pätzmann</p>	Germany	34	4833 ✍
✍	<p>👤 Ayla Dwight</p> <p>👤 Jasmine Johnson</p>	<p>👤 Tamsin Groves</p> <p>👤 Morgan Jones</p>	<p>👤 Olivia Hall</p> <p>👤 Charlotte Mikkelson</p>	Australia	35	4832 ✍
✍	<p>👤 Lucie Arcache</p> <p>👤 Anna-Lena Menzer</p>	<p>👤 Marit Burger</p> <p>👤 Lillith Müller</p>	<p>👤 Marie Henke</p> <p>👤 Lena Wagemann</p>	Germany	40	4834 ✍
✍	<p>👤 Ronja Block</p> <p>👤 Julina Mössinger</p>	<p>👤 Nadira El Ghoul</p> <p>👤 Marie Papa</p>	<p>👤 Leefke Gaßner</p>	Germany	43	4835 ✍
✍	<p>👤 Brooklyn Hautzinger</p> <p>👤 Makenna Kropinske</p>	<p>👤 Helen Hein</p> <p>👤 Natasha Olson</p>	<p>👤 Erin Jenks</p> <p>👤 Emma Searle</p>	Canada	48	2792 ✍

Team Single Rope Overall

IJRU 2023 World Championships Results

Event: Team Single Rope Overall		Division: WC		Gender: Mixed	Age Group: 16+ (allow 13+)	Event ID: 0
Place	Participants			Team	Total	Entry #
✍	<p>👤 Julchen De Bondt</p> <p>👤 Océanie Foubert</p>	<p>👤 Pallieter De Hornois</p> <p>👤 Rune Rombaut</p>	<p>👤 Bélèn De Smet</p> <p>👤 Jelle Van Heesbeke</p>	Belgium	11	2977 ✍
✍	<p>👤 Luke Boon</p> <p>👤 Jaymee Gilbert</p>	<p>👤 Alexis Collum</p> <p>👤 Chloe Mol</p>	<p>👤 Ben Cooper</p> <p>👤 Naomi Tucker</p>	Australia	11	4972 ✍
✍	<p>👤 Sum Tim Ip</p> <p>👤 Wing Yau Tai</p>	<p>👤 Laam Pui Lam</p>	<p>👤 Hoi Yin Leung</p>	Hong Kong, China	19	4979 ✍
✍	<p>👤 Wing Lok Chow</p> <p>👤 Sum Yi Lee</p>	<p>👤 Chu Ting Ho</p> <p>👤 Yin Ting Poon</p>	<p>👤 Chi Ki LAW</p>	Hong Kong, China	20	4980 ✍
✍	<p>👤 Marie Broen</p> <p>👤 Magersholt</p> <p>👤 Marcus Lu-Nielsen</p>	<p>👤 Josephine Grænge</p> <p>👤 Rasmussen</p> <p>👤 Simon Meincke</p>	<p>👤 Mathilde Helbo</p> <p>👤 Larsen</p> <p>👤 Alfred Wulf-Andersen</p>	Denmark	21	4974 ✍
✍	<p>👤 Leonie Götze</p>	<p>👤 Maria Charlotte Kramer</p>	<p>👤 Linda Schneider</p> <p>👤 Eric Seeger</p>	Germany	23	4976 ✍
✍	<p>👤 Julie Bøggild Andersen</p> <p>👤 Thea Freyvall Jonassen</p>	<p>👤 Cecilie Christensen</p> <p>👤 Tobias Freyvall Jonassen</p>	<p>👤 Mathilde Drasbek Emmersen</p> <p>👤 Emma Vedel Christensen</p>	Denmark	24	4973 ✍
✍	<p>👤 Kwan Ho Law</p> <p>👤 Ying Nam Kay Tsui</p>	<p>👤 CHON MENG LEE</p> <p>👤 Wing Yan Wong</p>	<p>👤 Sze Nga Ng</p> <p>👤 Wai Kwan Woo</p>	Hong Kong, China	29	4978 ✍

Event: Team Single Rope Overall		Division: WC		Gender: Mixed	Age Group: 16+ (allow 13+)	Event ID: 0
Place	Participants			Team	Total	Entry #
✍	<p>👤 Aiko Hendrickx</p> <p>👤 Manon Orban</p>	<p>👤 Hanne Huyghe</p> <p>👤 Lorena Premereur</p>	<p>👤 Alec Meysami Fard</p> <p>👤 Ben Verbraeken</p>	Belgium	29	2976 ✍
✍	<p>👤 Sarah Höfers</p> <p>👤 Mark Maurer</p>	<p>👤 Bianca Illing</p> <p>👤 Fabienne Metzger</p>	<p>👤 Simone Illing</p>	Germany	37	4977 ✍
✍	<p>👤 Thomas Cunningham</p> <p>👤 Samuel Kliever</p>	<p>👤 Cameron Helm</p> <p>👤 Helena Schales</p>	<p>👤 Jordis Hickie</p> <p>👤 Matthew Turner</p>	Canada	39	2978 ✍
	<p>👤 Lou Aubree</p> <p>👤 Gwenaëlle Maraux</p>	<p>👤 Mathilde Bataille</p> <p>👤 Marie Sauzay</p>	<p>👤 Abigail Maraux</p> <p>👤 Noah Villedieu</p>	France	scratch	4975 ✍

Team Single Rope Overall

IJRU 2023 World Championships Results

Event: Team Single Rope Overall		Division: WC		Gender: Male	Age Group: 16+ (allow 13+)	Event ID: 0
Place	Participants			Team	Total	Entry #
✍	<p>👤 Cheuk Him Au</p> <p>👤 Cheong Chun Leung</p>	<p>👤 Cheuk Kiu Au</p> <p>👤 Yun San Leung</p>	<p>👤 Cheuk Kei Chu</p> <p>👤 Pak Kin Pang</p>	Hong Kong, China	10	4957 ✍
✍	<p>👤 Lode D'hollander</p> <p>👤 Matthias Hiele</p>	<p>👤 Kasper De Bruyn</p>	<p>👤 Jelle Desmet</p>	Belgium	14	2953 ✍
✍	<p>👤 Tim Branswyk</p> <p>👤 Klaas Van Mechelen</p>	<p>👤 Pieter-Jan De Backer</p> <p>👤 Arne Vangeenberghe</p>	<p>👤 Tibo De Schepper</p>	Belgium	17	2952 ✍
✍	<p>👤 Ming Hei Tango Seto</p> <p>👤 Tin Long Yeung</p>	<p>👤 Po Hang Parco Shum</p>	<p>👤 Ka Chun Wong</p> <p>👤 Kai Ming Wong</p>	Hong Kong, China	19	4959 ✍
✍	<p>👤 Shue Hei Cheng</p> <p>👤 Sai Kit Lau</p>	<p>👤 Chung Man Cheung</p> <p>👤 Chun Ho Law</p>	<p>👤 Long Wai Ho</p> <p>👤 Wai Wa Anson Man</p>	Hong Kong, China	21	4958 ✍
✍	<p>👤 Jonathan Luo</p> <p>👤 Ryan Rogers</p>	<p>👤 Matthew Qiu</p> <p>👤 Dylan Wang</p>	<p>👤 August Robinson</p> <p>👤 Kyle Yan</p>	United States of America	28	2959 ✍
	<p>👤 Kippeï Kudo</p> <p>👤 Sho Nakahara</p>	<p>👤 Naoki Matsumura</p> <p>👤 Shun Yoshikawa</p>	<p>👤 Nao Mihara</p>	Japan	UNSCORED	4961 ✍
	<p>👤 Kai Hattori</p> <p>👤 Haruki Sugimoto</p>	<p>👤 Kaiya Inaba</p> <p>👤 Kan Takemura</p>	<p>👤 Sora Inaba</p>	Japan	UNSCORED	4960 ✍

Team Single Rope Overall

IJRU 2023 World Championships Results

Event: Team Single Rope Overall		Division: WC		Gender: Female	Age Group: 16+ (allow 13+)	Event ID: 0
Place	Participants			Team	Total	Entry #
✍	<p>👤 Nok Ching Chang</p> <p>👤 Wing Shih</p>	<p>👤 Ka Yi Fung</p> <p>👤 Nga Hei Siu</p>	<p>👤 Yu Ki Li</p>	Hong Kong, China	15	4935 ✍

Event: Team Single Rope Overall		Division: WC		Gender: Female	Age Group: 16+ (allow 13+)	Event ID: 0
Place	Participants	Team		Total	Entry #	
	Lara Desmet Jilka Lauweryns	Janne Dewaele Joska Lauweryns	Zoë Dhondt	Belgium	17	2920
	Elise Audiens Floortje Putteman	Paulien Derden Margot Schuurmans	Fien Leplae Joke Vermuyten	Belgium	17	2919
	Jemma Bihari Makella Hoad	Belinda Charlesworth Emma Jackson	Jasmine Hawkins Jessica Poon	Australia	17	4930
	Olivia Gessner Anna Uhl	Julia Schmid	Verena Silbereisen	Germany	25	4934
	Ellen Bøgh Krogh-Madsen Natacha Vincent	Laura Francis Selma Nielsen	Lea Henriksen Sif Printz	Denmark	27	4933
	Hiu Lam Chan Tsz Yuet Sheena Li	Kei Ching Chan Ching Ho Wan	Mei Kei Maggie Lau Chui Shan Yan	Hong Kong, China	29	4936
	Ryoka Ebihara Runa Teshima	Nene Kiriki	Kao Saito	Japan	32	4939
	Regina Bozsik Dorottya Mária Zelei	Lilla Hanuszik	Diána Katalin Zelei	Hungary	32	4938
	Ziqi Chen Lok Yin Charisse Shea	Cheuk Lam Li Hiu Tung Yuen	Sum Yee Li	Hong Kong, China	33	4937
	Daniela Cajthamlová Amálie Svobodová	Veronika Dvořáková	Eliška Sklenářová	Czech Republic	34	4932
	Hanna Andersson Ina Murmark	My Husberg Sara Nässel	Lova Lindgren Olivia Odenhag	Sweden	39	4940
	Phoebe Bruhn Brooklyn Hoddinott	Anjileen Downey Anabelle Julias	Charlotte Garbutt Ella Winstanley	Australia	45	4931

Double Dutch Team Overall

IJRU 2023 World Championships Results

Event: Double Dutch Team Overall		Division: IOT		Gender: Mixed	Age Group: 12-15	Event ID: 0	
Place	Participants			Team	Total	Entry #	
✍	👤 Anna De Rooster	👤 Sterre Van Den Steen	👤 Roos Van den Wijngaert	Belgium	6	2719 ✍	
	👤 Roos Vandervelden	👤 Emma Vandervorst					
✍	👤 Mattis Amerijckx	👤 Nette Hiel	👤 Jitske Hosselaer	Belgium	6	2720 ✍	
	👤 Illian Van Remoortel	👤 Farah Van Teghem	👤 Elise Verbesselt				
✍	👤 Charlie Higgs	👤 Henry Higgs	👤 Isabella Roddick	Australia	12	4784 ✍	
	👤 William Roddick						

Double Dutch Team Overall

IJRU 2023 World Championships Results

Event: Double Dutch Team Overall		Division: IOT		Gender: Mixed	Age Group: 16-18 (allow 12+)	Event ID: 0	
Place	Participants			Team	Total	Entry #	
✍	👤 Kwok Tung Huang	👤 Ka Wai HUANG	👤 Uen Yan Lee	Hong Kong, China	6	4779 ✍	
	👤 Yat Tung Ng	👤 Ho Yiu Tang	👤 Hoi Ching Tse				
✍	👤 Yaro Detrez	👤 Nathan Dhondt	👤 Hanna Van Es	Belgium	8	2710 ✍	
	👤 Lena Vermeylen	👤 Lisa Vermeylen					
✍	👤 Pak Hei Chan	👤 Choi Kiu Eunice Lau	👤 Tin Chung Edward Ng	Hong Kong, China	11	4780 ✍	
	👤 Cheuk Yiu Sin	👤 Tsz Wai Wong	👤 Pak Ming Yip				
✍	👤 Aurelia De Koster	👤 Milo De Smet	👤 Fien Dehaene	Belgium	15	2709 ✍	
	👤 Ruben Dubruel	👤 Anna Van Waeyenberge	👤 Nand Vercruysse				

Double Dutch Team Overall

IJRU 2023 World Championships Results

Event: Double Dutch Team Overall		Division: IOT		Gender: Mixed	Age Group: 30+	Event ID: 0	
Place	Participants			Team	Total	Entry #	

Double Dutch Team Overall

IJRU 2023 World Championships Results

Event: Double Dutch Team Overall		Division: IOT		Gender: Mixed	Age Group: 19+	Event ID: 0	
Place	Participants			Team	Total	Entry #	
✍	👤 Pik Man Carman	👤 Chun Yiu Ho	👤 Hiu Lam Lee	Hong Kong, China	4	4761 ✍	
	👤 Choi	👤 Hoi Tung Tam	👤 Chun Hei Tsang				
	👤 Tsz Ying Wong						

Double Dutch Team Overall

IJRU 2023 World Championships Results

Event: Double Dutch Team Overall		Division: IOT		Gender: Male	Age Group: 12-15	Event ID: 0	
Place	Participants			Team	Total	Entry #	

Double Dutch Team Overall

IJRU 2023 World Championships Results

Event: Double Dutch Team Overall		Division: IOT		Gender: Male	Age Group: 16-18 (allow 12+)	Event ID: 0
Place	Participants	Team		Total	Entry #	
✍	<p>👤 Qingyuan Chen</p> <p>👤 Ho Hin Tam</p>	<p>👤 Chi Hin Mak</p> <p>👤 Ching Yau Yuen</p>	<p>👤 Ting Hei Ng</p>	Hong Kong, China	5	4777 ✍
✍	<p>👤 Ming Yip Che</p> <p>👤 Chak Man Liu</p>	<p>👤 Chun Yin Chen</p> <p>👤 Hoi Chun Liu</p>	<p>👤 Tsun Hei Edgar Ho</p> <p>👤 Pui Lam Tam</p>	Hong Kong, China	7	4778 ✍

Double Dutch Team Overall

IJRU 2023 World Championships Results

Event: Double Dutch Team Overall		Division: IOT		Gender: Male	Age Group: 30+	Event ID: 0
Place	Participants	Team		Total	Entry #	
✍	<p>👤 Cheuk Man Ko</p> <p>👤 Sze Yu Wong</p>	<p>👤 Pak Ki Ng</p> <p>👤 Wai Ching Yip</p>	<p>👤 Chi Shing Tsoi</p>	Hong Kong, China	4	4773 ✍

Double Dutch Team Overall

IJRU 2023 World Championships Results

Event: Double Dutch Team Overall		Division: IOT		Gender: Male	Age Group: 19+	Event ID: 0
Place	Participants	Team		Total	Entry #	
✍	<p>👤 Hon Man Chan</p> <p>👤 Tin Yau Wong</p>	<p>👤 Wing Lam Cheung</p> <p>👤 Sung Chit WONG</p>	<p>👤 Ho Yin Leong</p> <p>👤 Owen Chin Tai Yan</p>	Hong Kong, China	8	4759 ✍
✍	<p>👤 Xiaolin Cen</p> <p>👤 Kaiyu Xie</p>	<p>👤 Jiawei Chen</p> <p>👤 Chongyang Zhang</p>	<p>👤 Haofan Tang</p>	China	8	4758 ✍
✍	<p>👤 Chi Wing Chris Kan</p> <p>👤 Chi Hung Wong</p>	<p>👤 Kin Wang Lee</p> <p>👤 Tsz Lok Wong</p>	<p>👤 Chi Kin Ng</p> <p>👤 Yue Wang Wong</p>	Hong Kong, China	8	4760 ✍

Double Dutch Team Overall

IJRU 2023 World Championships Results

Event: Double Dutch Team Overall		Division: IOT		Gender: Female	Age Group: 12-15	Event ID: 0
Place	Participants	Team		Total	Entry #	
✍	<p>👤 Jente Boelaert</p> <p>👤 Moon Goeminne</p>	<p>👤 Louise Caryn</p> <p>👤 Fleur Schelstraete</p>	<p>👤 Ine Claus</p>	Belgium	5	2714 ✍
✍	<p>👤 Szonja Anna Kádár</p> <p>👤 Liliana Wojnowska</p>	<p>👤 Fanni Réka Kováts</p>	<p>👤 Zsófia Zsuzsanna Mihálik</p>	Hungary	10	4782 ✍
✍	<p>👤 Bernadett Balázs</p> <p>👤 Zselyke Gréta Mester</p>	<p>👤 Lara Kaló</p> <p>👤 Boglárka Prokaj</p>	<p>👤 Sára Dorka Magyar</p>	Hungary	12	4783 ✍
✍	<p>👤 Tessa Bloemendaal</p> <p>👤 Maryth Peeters</p>	<p>👤 Lana Claes</p> <p>👤 Marie Tulkens</p>	<p>👤 Ella Peeters</p>	Belgium	12	2713 ✍
✍	<p>👤 Tsz Ying Cheung</p> <p>👤 Hei Tung Ng</p>	<p>👤 Hang Yi Ho</p> <p>👤 Ho Yee Poon</p>	<p>👤 Hiu Wai Lai</p> <p>👤 Tze Ying Wu</p>	Hong Kong, China	20	4781 ✍

Double Dutch Team Overall

IJRU 2023 World Championships Results

Event: Double Dutch Team Overall		Division: IOT		Gender: Female	Age Group: 16-18 (allow 12+)	Event ID: 0
Place	Participants			Team	Total	Entry #
✍	👤 Assya Abdi Hussein 👤 Febe Crommelinck	👤 Marthe Claeys 👤 Elise Mommerency	👤 Anouk Coulier 👤 Fiebe Wullepit	Belgium	8	2702 ✍
✍	👤 Tess Burm 👤 Febe Schepens	👤 Fleur Eeckman 👤 Linde Schuurmans	👤 Hanne Saey 👤 Mona Vanhie	Belgium	8	2703 ✍
✍	👤 Ida Bach Meldal 👤 Rebecca Lynge Tutein	👤 Ellen Knudsen 👤 Selma Nielsen	👤 Cecilie Langseth 👤 Astrid Riis	Denmark	9	4774 ✍
✍	👤 Fong Yu Lam 👤 CHEUK LUEN CHERRY WOO	👤 Miu Yan Mok 👤 Jacey Yue	👤 Wai Ka Tsang	Hong Kong, China	17	4776 ✍
✍	👤 Yan Yue Cheryl Choy 👤 Hiu Lam Shum	👤 Tsz Ching Ip 👤 Tsz Ying Wong	👤 Yu Tung Lai	Hong Kong, China	17	4775 ✍

Double Dutch Team Overall

IJRU 2023 World Championships Results

Event: Double Dutch Team Overall		Division: IOT		Gender: Female	Age Group: 30+	Event ID: 0
Place	Participants			Team	Total	Entry #

Double Dutch Team Overall

IJRU 2023 World Championships Results

Event: Double Dutch Team Overall		Division: IOT		Gender: Female	Age Group: 19+	Event ID: 0
Place	Participants			Team	Total	Entry #
✍	👤 Man Yan Chung 👤 Ka Ying So	👤 Ellie Leong 👤 Lok Ting Sze	👤 SHIN HANG LO 👤 Man Wai Wan	Hong Kong, China	7	4756 ✍
✍	👤 Tsz Lam Chan 👤 Lok Ching Wong	👤 Tsz Shan Cheung 👤 Tsz Ching Yuen	👤 Hei Ching Lai	Hong Kong, China	7	4757 ✍
✍	👤 Michala Danielsen 👤 Maja Raun	👤 Emilie Loft 👤 Laura Sif Wichmann	👤 Julia Rasmussen	Denmark	10	4755 ✍

Double Dutch Team Overall

IJRU 2023 World Championships Results

Event: Double Dutch Team Overall		Division: JWC		Gender: Mixed	Age Group: 12-15	Event ID: 0
Place	Participants			Team	Total	Entry #
✍	👤 Kate Cheney 👤 Cameron Whyte	👤 Maverick Larkin 👤 Matilda Whyte	👤 Violet Nichols	Australia	14	4875 ✍
✍	👤 Kaat Defevere 👤 Xander Nauwelaerts	👤 Fenne Drieskens 👤 Jenna Olbrechts	👤 Wout Horman 👤 Charlotte Vanmeerbeek	Belgium	19	2848 ✍
✍	👤 Aline Corrijn 👤 Myrthe Saey	👤 Senne De Clercq	👤 Jinte Raa	Belgium	22	2847 ✍

Event: Double Dutch Team Overall		Division: JWC		Gender: Mixed	Age Group: 12-15	Event ID: 0	
Place	Participants			Team		Total	Entry #
✍	👤 Aoba Ikegawa 👤 Kono Suzuki	👤 Ichika Isokawa	👤 Shuto Niwa	Japan		22	4881 ✍
✍	👤 Chin Ting Chan 👤 Jayden Leung	👤 Hoi Tsun Fan 👤 Hiu Tung Ng	👤 Man Yi Katrina Lee	Hong Kong, China		23	4876 ✍
✍	👤 Tsz Ching Chan 👤 Tsz Tik Leung	👤 Tsun Ka Ho 👤 Tsz Ho Wong	👤 Man Pok Lee	Hong Kong, China		24	4877 ✍
✍	👤 Yuma Hashimoto 👤 Ryusuke Kawaguchi	👤 Keigo Isobe 👤 Kaede Konishi	👤 Nanaka Iwamoto 👤 Lynn Takasaki	Japan		24	4880 ✍
✍	👤 Momoka Kaede 👤 Hinako Sato	👤 Keita Kano	👤 Towa Komori	Japan		25	4879 ✍
✍	👤 Kaitlyn Liu 👤 Kyle Yan	👤 August Robinson 👤 Emily Yuan	👤 Grace Wang	United States of America		27	2856 ✍
✍	👤 Luci Beattie 👤 Case Twitchell	👤 Patric Birrer	👤 Markus Foster	United States of America		29	2855 ✍
✍	👤 Ka Ching Chang 👤 Wai Yuet Sophie Ng	👤 King Chung Kavis Cheng	👤 Pak Wai Chu 👤 Chun Kin Alvin Kwok	Hong Kong, China		35	4878 ✍

Double Dutch Team Overall

IJRU 2023 World Championships Results

Event: Double Dutch Team Overall		Division: JWC		Gender: Male	Age Group: 12-15	Event ID: 0	
Place	Participants			Team		Total	Entry #
✍	👤 Tsukasa Hattori 👤 Yuki Sakamoto	👤 Kanshiro Hirose 👤 Naotaka Uchida	👤 Satoru Hiura	Japan		4	4863 ✍
✍	👤 Ka Lok Chan 👤 Austin Mao Li	👤 Cheuk Hing Ke 👤 Ka Lok Ng	👤 Cheuk Lam Ke 👤 Ching Yin So	Hong Kong, China		8	4860 ✍
✍	👤 Ching Hin Chan 👤 Mang I Marco Lam	👤 Leong Yin Chan 👤 Hin Yau Tsang	👤 YIK NAM HO	Hong Kong, China		14	4861 ✍
✍	👤 Kin Yeung Marco AU 👤 Kai Hang Mak	👤 Tsz Hin Cheung 👤 Ming Hin Tse	👤 Siu Hang Fong	Hong Kong, China		14	4862 ✍

Double Dutch Team Overall

IJRU 2023 World Championships Results

Event: Double Dutch Team Overall		Division: JWC		Gender: Female	Age Group: 12-15	Event ID: 0	
Place	Participants			Team		Total	Entry #
✍	👤 Lenah Bracke 👤 Ella Vanhie	👤 Hannelore De Maeyer	👤 Laure Jacobs 👤 Jade Libert	Belgium		10	2803 ✍
✍	👤 Yat Ning Alexis Chong	👤 Ka Yu Shek 👤 Yuet Lam Felice WONG	👤 Pui Yu So	Hong Kong, China		11	4845 ✍

Event: Double Dutch Team Overall		Division: JWC		Gender: Female	Age Group: 12-15	Event ID: 0
Place	Participants			Team	Total	Entry #
✍	👤 Ava Huston 👤 Annie Myburgh	👤 Gabrielle Mol 👤 Holly Rhind	👤 Louisa Mol	Australia	15	4841 ✍
✍	👤 Aoi Hiramatsu 👤 Arisu Sakurai	👤 Yua Kawakami	👤 Yuma Muraoka	Japan	20	4847 ✍
✍	👤 Wing Yi Chiang 👤 Sin Yu Luk	👤 Tsz Ching Ho 👤 Yee Kiu Siu	👤 Yat Yin Ho	Hong Kong, China	22	4844 ✍
✍	👤 Rani Declercq 👤 Saar Lippens	👤 Alix Gheysens 👤 Mona Vandecasteele	👤 Geike Haerens 👤 Katrijn Vanherzeele	Belgium	24	2804 ✍
✍	👤 Lyna De Vos 👤 Fleur Peeters	👤 Jill Lombaerts 👤 Svea Schoonaert	👤 Fee Ollevier 👤 Lien Van Laerhoven	Belgium	25	2805 ✍
✍	👤 Elise Drogies 👤 Frieda Rauscher	👤 Tialda Linde	👤 Aenna Lischewski	Germany	28	4843 ✍
✍	👤 Hiu Lam Chan 👤 Cheuk Lam Jolie NG	👤 Hoi Tung Cheng 👤 Tsz Yiu Wong	👤 Nok Ching Ma 👤 Tsz Ching Gustave Yeung	Hong Kong, China	29	4846 ✍
✍	👤 Ayla Dwight 👤 Morgan Jones	👤 Olivia Hall 👤 Farrah McGarrity	👤 Jasmine Johnson 👤 Ava Robson	Australia	38	4842 ✍
✍	👤 Brooklyn Hautzinger 👤 Makenna Kropinske	👤 Helen Hein 👤 Natasha Olson	👤 Erin Jenks 👤 Emma Searle	Canada	41	2806 ✍

Double Dutch Team Overall

IJRU 2023 World Championships Results

Event: Double Dutch Team Overall		Division: WC		Gender: Mixed	Age Group: 16+ (allow 13+)	Event ID: 0
Place	Participants			Team	Total	Entry #
✍	👤 Kobe Caryn	👤 Joyce De Temmerman	👤 Jens Ockerman 👤 Laurena Van Leeuwen	Belgium	11	2990 ✍
✍	👤 Luke Boon 👤 Makella Hoad	👤 Belinda Charlesworth 👤 Emma Jackson	👤 Ben Cooper	Australia	13	4981 ✍
✍	👤 Wing Lok Chow 👤 Sum Yi Lee	👤 Chu Ting Ho 👤 Yin Ting Poon	👤 Chi Ki LAW	Hong Kong, China	21	4988 ✍
✍	👤 Marie Broen Magersholt 👤 Simon Meincke	👤 Josephine Grænge Rasmussen 👤 Karoline Nørgaard	👤 Mathilde Helbo Larsen 👤 Alfred Wulf-Andersen	Denmark	22	4983 ✍
✍	👤 Jongmin Choi 👤 Hyeonji Lee	👤 YooSeong Choi	👤 Hyeonbeom Heo	Korea	23	4989 ✍
✍	👤 Julchen De Bondt 👤 Océanie Foubert	👤 Pallieter De Hornois 👤 Rune Rombaut	👤 Bélèn De Smet 👤 Jelle Van Heesbeke	Belgium	29	2989 ✍

Event: Double Dutch Team Overall		Division: WC		Gender: Mixed		Age Group: 16+ (allow 13+)		Event ID: 0	
Place	Participants			Team		Total	Entry #		
✍	👤 Sum Tim Ip 👤 Wing Yau Tai	👤 Laam Pui Lam	👤 Hoi Yin Leung	Hong Kong, China		29	4987 ✍		
✍	👤 Julie Bøggild Andersen 👤 Thea Freyvall Jonassen	👤 Cecilie Christensen 👤 Tobias Freyvall Jonassen	👤 Mathilde Drasbek Emmersen 👤 Emma Vedel Christensen	Denmark		31	4982 ✍		
✍	👤 Aiko Hendrickx 👤 Manon Orban	👤 Hanne Huyghe 👤 Lorena Premereur	👤 Alec Meysami Fard 👤 Ben Verbraeken	Belgium		32	2988 ✍		
✍	👤 Leonie Götze	👤 Maria Charlotte Kramer	👤 Linda Schneider 👤 Eric Seeger	Germany		35	4984 ✍		
✍	👤 Kwan Ho Law 👤 Ying Nam Kay Tsui	👤 CHON MENG LEE 👤 Wing Yan Wong	👤 Sze Nga Ng 👤 Wai Kwan Woo	Hong Kong, China		37	4986 ✍		
✍	👤 Dahye Lee 👤 sungjun Lee	👤 Eunseo Lee	👤 Haejun Lee	Korea		40	4990 ✍		
✍	👤 Sarah Höfers 👤 Mark Maurer	👤 Bianca Illing 👤 Fabienne Metzger	👤 Simone Illing	Germany		45	4985 ✍		
✍	👤 Makenzie Adams 👤 Jacob Nussey	👤 Hanna Janes	👤 Delia Miles	Canada		52	2991 ✍		

Double Dutch Team Overall

IJRU 2023 World Championships Results

Event: Double Dutch Team Overall		Division: WC		Gender: Male		Age Group: 16+ (allow 13+)		Event ID: 0	
Place	Participants			Team		Total	Entry #		
✍	👤 Cheuk Him Au 👤 Cheong Chun Leung	👤 Cheuk Kiu Au 👤 Yun San Leung	👤 Cheuk Kei Chu 👤 Pak Kin Pang	Hong Kong, China		7	4962 ✍		
✍	👤 Ming Hei Tango Seto 👤 Tin Long Yeung	👤 Po Hang Parco Shum	👤 Ka Chun Wong 👤 Kai Ming Wong	Hong Kong, China		9	4964 ✍		
✍	👤 Tim Branswyk 👤 Klaas Van Mechelen	👤 Pieter-Jan De Backer	👤 Tibo De Schepper	Belgium		15	2960 ✍		
✍	👤 Lode D'hollander 👤 Matthias Hiele	👤 Kasper De Bruyn	👤 Jelle Desmet	Belgium		16	2961 ✍		
✍	👤 Shue Hei Cheng 👤 Sai Kit Lau	👤 Chung Man Cheung 👤 Chun Ho Law	👤 Long Wai Ho 👤 Wai Wa Anson Man	Hong Kong, China		17	4963 ✍		
✍	👤 Mason Meek 👤 Sam Scott	👤 John Moses	👤 Foster Sariscak	United States of America		24	2966 ✍		
	👤 Kai Hattori 👤 Haruki Sugimoto	👤 Kaiya Inaba 👤 Kan Takemura	👤 Sora Inaba	Japan		UNSCORED	4965 ✍		

Event: Double Dutch Team Overall		Division: WC		Gender: Female	Age Group: 16+ (allow 13+)	Event ID: 0
Place	Participants			Team	Total	Entry #
✍	👤 Lara Desmet 👤 Jilka Lauweryns	👤 Janne Dewaele 👤 Joska Lauweryns	👤 Zoë Dhondt	Belgium	16	2933 ✍
✍	👤 Ashley "Renee" Ellis 👤 Anna Grove	👤 Lauren Ellis 👤 Kennedy Morris	👤 Natalie "Camille" Ellis	United States of America	19	2945 ✍
✍	👤 Hiu Lam Chan 👤 Tsz Yuet Sheena Li	👤 Kei Ching Chan 👤 Ching Ho Wan	👤 Mei Kei Maggie Lau 👤 Chui Shan Yan	Hong Kong, China	20	4947 ✍
✍	👤 Elise Audiens 👤 Floortje Putteman	👤 Paulien Derden 👤 Margot Schuurmans	👤 Fien Leplae	Belgium	22	2932 ✍
✍	👤 Jemma Bihari 👤 Naomi Tucker	👤 Chloe Mol	👤 Jessica Poon	Australia	24	4941 ✍
✍	👤 Lou Aubree 👤 Gwenaëlle Maraux	👤 Mathilde Bataille	👤 Abigail Maraux	France	26	4944 ✍
✍	👤 Ryoka Ebihara 👤 Runa Teshima	👤 Nene Kiriki	👤 Kao Saito	Japan	33	4950 ✍
✍	👤 Olivia Gessner 👤 Anna Uhl	👤 Julia Schmid	👤 Verena Silbereisen	Germany	33	4945 ✍
✍	👤 Hanna Andersson 👤 Ina Murmark	👤 My Husberg 👤 Sara Nässel	👤 Lova Lindgren 👤 Olivia Odén	Sweden	34	4952 ✍
✍	👤 Ziqi Chen 👤 Lok Yin Charisse Shea	👤 Cheuk Lam Li 👤 Hiu Tung Yuen	👤 Sum Yee Li	Hong Kong, China	35	4948 ✍
✍	👤 Regina Bozsik 👤 Dorottya Mária Zelei	👤 Lilla Hanuszik	👤 Diána Katalin Zelei	Hungary	38	4949 ✍
✍	👤 Eunseo Jo 👤 Inseon Lee	👤 Bomi Kim	👤 Hyunji Kim	Korea	49	4951 ✍
✍	👤 Clea Brummitt 👤 Reagan Symonds	👤 Arden Mills 👤 Brittany van Herk	👤 Faith Stewart 👤 Kaeli Wiens	Canada	50	2934 ✍
✍	👤 Phoebe Bruhn 👤 Anabelle Julias	👤 Grace Bucklar 👤 Ella Winstanley	👤 Charlotte Garbutt 👤 Riley Winstanley	Australia	52	4942 ✍
✍	👤 Nok Ching Chang 👤 Wing Shih	👤 Ka Yi Fung 👤 Nga Hei Siu	👤 Yu Ki Li	Hong Kong, China	54	4946 ✍
	👤 Line Fromberg 👤 Herdis-Marie Møller Nielsen	👤 Vigga Kruse Partsch 👤 Vera Roed Grarup	👤 Sara Mekis Bach 👤 Charlotte Schaffalitzky de Muckadell	Denmark	UNSCORED	4943 ✍

Team All-Around

IJRU 2023 World Championships Results

Event: Team All-Around		Division: IOT		Gender: Mixed	Age Group: 12-15	Event ID: 0	
Place	Participants			Team	Total	Entry #	
✎	👤 Anna De Rooster	👤 Sterre Van Den Steen	👤 Roos Van den Wijngaert	Belgium	10	2744 ✎	
	👤 Roos Vandervelden	👤 Emma Vandervorst					
✎	👤 Mattis Amerijckx	👤 Nette Hiel	👤 Jitske Hosselaer	Belgium	14	2745 ✎	
	👤 Illian Van Remoortel	👤 Farah Van Teghem	👤 Elise Verbesselt				

Team All-Around

IJRU 2023 World Championships Results

Event: Team All-Around		Division: IOT		Gender: Mixed	Age Group: 16-18 (allow 12+)	Event ID: 0	
Place	Participants			Team	Total	Entry #	
✎	👤 Yaro Detrez	👤 Nathan Dhondt	👤 Hanna Van Es	Belgium	16	2736 ✎	
	👤 Lena Vermeylen	👤 Lisa Vermeylen					
✎	👤 Kwok Tung Huang	👤 Ka Wai HUANG	👤 Uen Yan Lee	Hong Kong, China	19	4797 ✎	
	👤 Yat Tung Ng	👤 Ho Yiu Tang	👤 Hoi Ching Tse				
✎	👤 Pak Hei Chan	👤 Choi Kiu Eunice Lau	👤 Tin Chung Edward Ng	Hong Kong, China	21	4798 ✎	
	👤 Cheuk Yiu Sin	👤 Tsz Wai Wong	👤 Pak Ming Yip				
✎	👤 Aurelia De Koster	👤 Milo De Smet	👤 Fien Dehaene	Belgium	24	2735 ✎	
	👤 Ruben Dubruel	👤 Anna Van Waeyenberge	👤 Nand Vercruysse				

Team All-Around

IJRU 2023 World Championships Results

Event: Team All-Around		Division: IOT		Gender: Mixed	Age Group: 30+	Event ID: 0	
Place	Participants			Team	Total	Entry #	

Team All-Around

IJRU 2023 World Championships Results

Event: Team All-Around		Division: IOT		Gender: Mixed	Age Group: 19+	Event ID: 0	
Place	Participants			Team	Total	Entry #	
✎	👤 Ki Fu Chung	👤 Hon Yeung Lai	👤 Hok Nga Lam	Hong Kong, China	10	4792 ✎	
	👤 Chun Yin Li	👤 Hiu Tung Liu	👤 Tsz Ting Tsang				
✎	👤 Pik Man Carman Choi	👤 Chun Yiu Ho	👤 Hiu Lam Lee	Hong Kong, China	14	4791 ✎	
	👤 Tsz Ying Wong	👤 Hoi Tung Tam	👤 Chun Hei Tsang				

Team All-Around

IJRU 2023 World Championships Results

Event: Team All-Around		Division: IOT		Gender: Male	Age Group: 12-15	Event ID: 0	
Place	Participants			Team	Total	Entry #	

Team All-Around

IJRU 2023 World Championships Results

Event: Team All-Around		Division: IOT		Gender: Male	Age Group: 16-18 (allow 12+)	Event ID: 0	
Place	Participants	Team		Total	Entry #		
✎	👤 Qingyuan Chen 👤 Ho Hin Tam	👤 Chi Hin Mak 👤 Ching Yau Yuen	👤 Ting Hei Ng	Hong Kong, China	10	4795 ✎	
✎	👤 Ming Yip Che 👤 Chak Man Liu	👤 Chun Yin Chen 👤 Hoi Chun Liu	👤 Tsun Hei Edgar Ho 👤 Pui Lam Tam	Hong Kong, China	14	4796 ✎	

Team All-Around

IJRU 2023 World Championships Results

Event: Team All-Around		Division: IOT		Gender: Male	Age Group: 30+	Event ID: 0	
Place	Participants	Team		Total	Entry #		
✎	👤 Cheuk Man Ko 👤 Sze Yu Wong	👤 Pak Ki Ng 👤 Wai Ching Yip	👤 Chi Shing Tsoi	Hong Kong, China	8	4785 ✎	

Team All-Around

IJRU 2023 World Championships Results

Event: Team All-Around		Division: IOT		Gender: Male	Age Group: 19+	Event ID: 0	
Place	Participants	Team		Total	Entry #		
✎	👤 Xiaolin Cen 👤 Kaiyu Xie	👤 Jiawei Chen 👤 Chongyang Zhang	👤 Haofan Tang	China	14	4788 ✎	
✎	👤 Hon Man Chan 👤 Tin Yau Wong	👤 Wing Lam Cheung 👤 Sung Chit WONG	👤 Ho Yin Leong 👤 Owen Chin Tai Yan	Hong Kong, China	15	4790 ✎	
✎	👤 Chi Wing Chris Kan 👤 Chi Hung Wong	👤 Kin Wang Lee 👤 Tsz Lok Wong	👤 Chi Kin Ng 👤 Yue Wang Wong	Hong Kong, China	19	4789 ✎	

Team All-Around

IJRU 2023 World Championships Results

Event: Team All-Around		Division: IOT		Gender: Female	Age Group: 12-15	Event ID: 0	
Place	Participants	Team		Total	Entry #		
✎	👤 Jente Boelaert 👤 Moon Goeminne	👤 Louise Caryn 👤 Fleur Schelstraete	👤 Ine Claus	Belgium	13	2740 ✎	
✎	👤 Tessa Bloemendaal 👤 Maryth Peeters	👤 Lana Claes 👤 Marie Tulkens	👤 Ella Peeters	Belgium	20	2739 ✎	
✎	👤 Szonja Anna Kádár 👤 Liliana Wojnowska	👤 Fanni Réka Kováts	👤 Zsófia Zsuzsanna Mihálik	Hungary	20	4801 ✎	
✎	👤 Bernadett Balázs 👤 Zselyke Gréta Mester	👤 Lara Kaló 👤 Boglárka Prokaj	👤 Sára Dorka Magyar	Hungary	26	4800 ✎	
	👤 Tsz Ying Cheung 👤 Hei Tung Ng	👤 Hang Yi Ho 👤 Ho Yee Poon	👤 Hiu Wai Lai 👤 Tze Ying Wu	Hong Kong, China	UNSCORED	4799 ✎	

Team All-Around

IJRU 2023 World Championships Results

Event: Team All-Around		Division: IOT		Gender: Female	Age Group: 16-18 (allow 12+)	Event ID: 0
Place	Participants			Team	Total	Entry #
✎	<p>👤 Assya Abdi Hussein</p> <p>👤 Febe Crommelinck</p>	<p>👤 Marthe Claeys</p> <p>👤 Elise Mommerency</p>	<p>👤 Anouk Coulier</p> <p>👤 Fiebe Wullepit</p>	Belgium	12	2729 ✎
✎	<p>👤 Tess Burm</p> <p>👤 Febe Schepens</p>	<p>👤 Fleur Eeckman</p> <p>👤 Linde Schuurmans</p>	<p>👤 Hanne Saey</p> <p>👤 Mona Vanhie</p>	Belgium	13	2730 ✎
✎	<p>👤 Fong Yu Lam</p> <p>👤 CHEUK LUEN</p> <p>CHERRY WOO</p>	<p>👤 Miu Yan Mok</p> <p>👤 Jacey Yue</p>	👤 Wai Ka Tsang	Hong Kong, China	28	4794 ✎
	<p>👤 Yan Yue Cheryl Choy</p> <p>👤 Hiu Lam Shum</p>	<p>👤 Tsz Ching Ip</p> <p>👤 Tsz Ying Wong</p>	👤 Yu Tung Lai	Hong Kong, China	UNSCORED	4793 ✎

Team All-Around

IJRU 2023 World Championships Results

Event: Team All-Around		Division: IOT		Gender: Female	Age Group: 30+	Event ID: 0
Place	Participants			Team	Total	Entry #

Team All-Around

IJRU 2023 World Championships Results

Event: Team All-Around		Division: IOT		Gender: Female	Age Group: 19+	Event ID: 0
Place	Participants			Team	Total	Entry #
✎	<p>👤 Tsz Lam Chan</p> <p>👤 Lok Ching Wong</p>	<p>👤 Tsz Shan Cheung</p> <p>👤 Tsz Ching Yuen</p>	👤 Hei Ching Lai	Hong Kong, China	12	4787 ✎
	<p>👤 Man Yan Chung</p> <p>👤 Ka Ying So</p>	<p>👤 Ellie Leong</p> <p>👤 Lok Ting Sze</p>	👤 SHIN HANG LO	Hong Kong, China	UNSCORED	4786 ✎

Team All-Around

IJRU 2023 World Championships Results

Event: Team All-Around		Division: JWC		Gender: Mixed	Age Group: 12-15	Event ID: 0
Place	Participants			Team	Total	Entry #
✎	<p>👤 Aoba Ikegawa</p> <p>👤 Kono Suzuki</p>	👤 Ichika Isokawa	👤 Shuto Niwa	Japan	19	4868 ✎
✎	<p>👤 Kate Cheney</p> <p>👤 Cameron Whyte</p>	<p>👤 Maverick Larkin</p> <p>👤 Matilda Whyte</p>	👤 Violet Nichols	Australia	25	4864 ✎
✎	<p>👤 Aline Corrijn</p> <p>👤 Myrthe Saey</p>	👤 Senne De Clercq	👤 Jinte Raa	Belgium	26	2832 ✎
✎	<p>👤 Kaat Defevere</p> <p>👤 Xander Nauwelaerts</p>	<p>👤 Fenne Drieskens</p> <p>👤 Jenna Olbrechts</p>	<p>👤 Wout Horman</p> <p>👤 Charlotte Vanmeerbeek</p>	Belgium	35	2833 ✎
✎	<p>👤 Tsz Ching Chan</p> <p>👤 Tsz Tik Leung</p>	<p>👤 Tsun Ka Ho</p> <p>👤 Tsz Ho Wong</p>	👤 Man Pok Lee	Hong Kong, China	36	4866 ✎
✎	<p>👤 Chin Ting Chan</p> <p>👤 Jayden Leung</p>	<p>👤 Hoi Tsun Fan</p> <p>👤 Hiu Tung Ng</p>	👤 Man Yi Katrina Lee	Hong Kong, China	38	4865 ✎

Event: Team All-Around		Division: JWC		Gender: Mixed	Age Group: 12-15	Event ID: 0	
Place	Participants	Team			Total	Entry #	
✍	👤 Ka Ching Chang 👤 Wai Yuet Sophie Ng	👤 King Chung Kavis Cheng	👤 Pak Wai Chu 👤 Chun Kin Alvin Kwok	Hong Kong, China	45	4867 ✍	

Team All-Around

IJRU 2023 World Championships Results

Event: Team All-Around		Division: JWC		Gender: Male	Age Group: 12-15	Event ID: 0	
Place	Participants	Team			Total	Entry #	
✍	👤 Kei Hashimoto 👤 Satoru Hiura	👤 Tsukasa Hattori 👤 Yuki Sakamoto	👤 Kanshiro Hirose 👤 Naotaka Uchida	Japan	9	4855 ✍	
✍	👤 Ka Lok Chan 👤 Austin Mao Li	👤 Cheuk Hing Ke 👤 Ka Lok Ng	👤 Cheuk Lam Ke 👤 Ching Yin So	Hong Kong, China	17	4852 ✍	
✍	👤 Ching Hin Chan 👤 Mang I Marco Lam	👤 Leong Yin Chan 👤 Hin Yau Tsang	👤 YIK NAM HO	Hong Kong, China	25	4853 ✍	
✍	👤 Kin Yeung Marco AU 👤 Kai Hang Mak	👤 Tsz Hin Cheung 👤 Ming Hin Tse	👤 Siu Hang Fong	Hong Kong, China	29	4854 ✍	

Team All-Around

IJRU 2023 World Championships Results

Event: Team All-Around		Division: JWC		Gender: Female	Age Group: 12-15	Event ID: 0	
Place	Participants	Team			Total	Entry #	
✍	👤 Ava Huston 👤 Annie Myburgh	👤 Gabrielle Mol 👤 Holly Rhind	👤 Louisa Mol	Australia	20	4848 ✍	
✍	👤 Lenah Bracke 👤 Ella Vanhie	👤 Hannelore De Maeyer	👤 Laure Jacobs 👤 Jade Libert	Belgium	22	2813 ✍	
✍	👤 Yat Ning Alexis Chong	👤 Ka Yu Shek 👤 Yuet Lam Felice WONG	👤 Pui Yu So	Hong Kong, China	28	4850 ✍	
✍	👤 Wing Yi Chiang 👤 Sin Yu Luk	👤 Tsz Ching Ho 👤 Yee Kiu Siu	👤 Yat Yin Ho	Hong Kong, China	29	4849 ✍	
✍	👤 Hiu Lam Chan 👤 Cheuk Lam Jolie NG	👤 Hoi Tung Cheng 👤 Tsz Yiu Wong	👤 Nok Ching Ma 👤 Tsz Ching Gustave Yeung	Hong Kong, China	34	4851 ✍	
✍	👤 Lyna De Vos 👤 Fleur Peeters	👤 Jill Lombaerts 👤 Svea Schoonaert	👤 Fee Ollevier 👤 Lien Van Laerhoven	Belgium	38	2814 ✍	
✍	👤 Brooklyn Hautzinger 👤 Makenna Kropinske	👤 Helen Hein 👤 Natasha Olson	👤 Erin Jenks 👤 Emma Searle	Canada	53	2815 ✍	

Team All-Around

IJRU 2023 World Championships Results

Event: Team All-Around		Division: WC		Gender: Mixed	Age Group: 16+ (allow 13+)	Event ID: 0
Place	Participants	Team		Total	Entry #	
	Julchen De Bondt Océanie Foubert	Pallieter De Hornois Rune Rombaut	Bélèn De Smet Jelle Van Heesbeke	Belgium	24	2968
	Wing Lok Chow Sum Yi Lee	Chu Ting Ho Yin Ting Poon	Chi Ki LAW	Hong Kong, China	26	4971
	Sum Tim Ip Wing Yau Tai	Laam Pui Lam	Hoi Yin Leung	Hong Kong, China	32	4970
	Julie Bøggild Andersen Thea Freyvall Jonassen	Cecilie Christensen Tobias Freyvall Jonassen	Mathilde Drasbek Emmersen Emma Vedel Christensen	Denmark	36	4966
	Aiko Hendrickx Manon Orban	Hanne Huyghe Lorena Premereur	Alec Meysami Fard Ben Verbraeken	Belgium	38	2967
	Kwan Ho Law Ying Nam Kay Tsui	CHON MENG LEE Wing Yan Wong	Sze Nga Ng Wai Kwan Woo	Hong Kong, China	42	4969
	Sarah Höfers Mark Maurer	Bianca Illing Fabienne Metzger	Simone Illing	Germany	54	4968
	Leonie Götze	Maria Charlotte Kramer	Linda Schneider Eric Seeger	Germany	UNSCORED	4967

Team All-Around

IJRU 2023 World Championships Results

Event: Team All-Around		Division: WC		Gender: Male	Age Group: 16+ (allow 13+)	Event ID: 0
Place	Participants	Team		Total	Entry #	
	Cheuk Him Au Cheong Chun Leung	Cheuk Kiu Au Yun San Leung	Cheuk Kei Chu Pak Kin Pang	Hong Kong, China	15	4953
	Ming Hei Tango Seto Tin Long Yeung	Po Hang Parco Shum	Ka Chun Wong Kai Ming Wong	Hong Kong, China	24	4955
	Lode D'hollander Matthias Hiele	Kasper De Bruyn	Jelle Desmet	Belgium	27	2947
	Tim Branswyk Klaas Van Mechelen	Pieter-Jan De Backer Arne Vangeenberghe	Tibo De Schepper	Belgium	30	2946
	Shue Hei Cheng Sai Kit Lau	Chung Man Cheung Chun Ho Law	Long Wai Ho Wai Wa Anson Man	Hong Kong, China	34	4954
	Kai Hattori Haruki Sugimoto	Kaiya Inaba Kan Takemura	Sora Inaba	Japan	UNSCORED	4956

Team All-Around

IJRU 2023 World Championships Results

Event: Team All-Around		Division: WC		Gender: Female	Age Group: 16+ (allow 13+)	Event ID: 0
Place	Participants			Team	Total	Entry #
✎	👤 Lara Desmet 👤 Jilka Lauweryns	👤 Janne Dewaele 👤 Joska Lauweryns	👤 Zoë Dhondt	Belgium	28	2908 ✎
✎	👤 Elise Audiens 👤 Floortje Putteman	👤 Paulien Derden 👤 Margot Schuurmans	👤 Fien Leplae 👤 Joke Vermuyten	Belgium	28	2907 ✎
✎	👤 Hiu Lam Chan 👤 Tsz Yuet Sheena Li	👤 Kei Ching Chan 👤 Ching Ho Wan	👤 Mei Kei Maggie Lau 👤 Chui Shan Yan	Hong Kong, China	36	4925 ✎
✎	👤 Olivia Gessner 👤 Anna Uhl	👤 Julia Schmid	👤 Verena Silbereisen	Germany	43	4923 ✎
✎	👤 Ryoka Ebihara 👤 Runa Teshima	👤 Nene Kiriki	👤 Kao Saito	Japan	44	4928 ✎
✎	👤 Nok Ching Chang 👤 Wing Shih	👤 Ka Yi Fung 👤 Nga Hei Siu	👤 Yu Ki Li	Hong Kong, China	45	4924 ✎
✎	👤 Ziqi Chen 👤 Lok Yin Charisse Shea	👤 Cheuk Lam Li 👤 Hiu Tung Yuen	👤 Sum Yee Li	Hong Kong, China	47	4926 ✎
✎	👤 Regina Bozsik 👤 Dorottya Mária Zelei	👤 Lilla Hanuszik	👤 Diána Katalin Zelei	Hungary	48	4927 ✎
✎	👤 Hanna Andersson 👤 Ina Murmark	👤 My Husberg 👤 Sara Nässel	👤 Lova Lindgren 👤 Olivia Odenhag	Sweden	56	4929 ✎
	👤 Lou Aubree 👤 Gwenaëlle Maraux	👤 Mathilde Bataille 👤 Sharleen Tran	👤 Abigail Maraux	France	UNSCORED	4922 ✎

Event: DDC Speed 1x30		Division: WC Finals		Gender: Mixed		Age Group: 16+ (allow 13+)		Event ID: 0	
Place	Participants	Team		Total	BaseScore	Deductions	Entry #		
	 Jumpei Fujita  Dae Hee Lee  Kohei Seki	Japan		UNSCORED			5308 		